

DÜNDEN BUGÜNE FİRMAMIZ

OUR COMPANY FROM PAST TO PRESENT

1976

Diksan Otomotiv 60 m²'lik küçük bir kaynak atölyesinde kuruldu.

Diksan automotive was established in a small welding shop of 60 m².

1981

Eski Sanayi Sitesindeki üretim alanı genişletilerek Karatay Sanayiye taşındı.

Moved to Karatay Industrial District, expanding the production area of Old Industrial Estate.

1991

Üretim grubundaki gelişmeler, 2. OSB'de 3700 m²'lik yeni fabrikaya taşındı.

Expanding its product range, moved to new Factory of 3700 m² in 2nd Organized Industrial Zone.

2000

3. Organize sanayi bölgesindeki fabrika sahasına taşındı.

Moved to the 3rd Organized Industrial Zone.

1999

Konya 3. Organize sanayi bölgesindeki fabrika sahasının temelleri atıldı.

The foundations of the Factory site in the 3rd Organized Industrial Zone were laid.

1996

Diksan Otomotiv kurumsal yapılanmada ilk adımını atarak Limited Şirketi oldu.

By taking the first step in institutional structuring, Diksan Automotive became a Limited Company.

2003

DİKMEN markasıyla yaprak yaylı makas imalatına başlandı.

Started production of Leaf Spring under the Dikmen brand

2004

Karayolu taşıtları imalatı için TSE 582 sertifikası alındı ve Parabolik makas imalatına başlandı.

TSE 582 certificate was obtained for the manufacture of road vehicles and production of parabolic scissors started.

2006

TS EN ISO 9001:2000 kalite yönetim sistemi belgesi alındı ve Arge çalışmalarına hız verildi.

TS EN ISO 9001:2000 Quality Management System certificate was obtained and R&D (Research and Development) works were expedited.

2016

Ürün çeşidi arttırıldı. IATF 16949:2016 Belgesi alındı. ISO 14001:2015 Belgesi alındı.

We increased our product range. We obtained IATF 16949:2016 certificate. We obtained ISO 14001:2015 certificate

2012

Fırınlı boya kabini alınarak boya kalitesini arttırmak için yatırım yapıldı.

New oven-dyeing cabin is established in order to increase the quality of paint.

2007

Ürün test ve gelişimleri için laboratuvar kuruldu.

Laboratory was established for product testing and development.

2018

4. Organizededeki 50.000 m²'lik yeni yerimize taşındı. Kapasite arttırımı için yeni makine alındı. ISO 45001:2018 Belgesi alındı.

Moved to our new Factory of 50.000 m² in the 4th Organized Industrial Zone. We bought new machines to increase our production capacity. We obtained ISO 45001:2018 certificate

2020

Süspansiyon Körük ve V Kolu imalatına başlandı.

We started manufacture of suspension air springs and V Stay bars.

2023

Ürün çeşidi arttırılarak üretim kapasitesi yükseltildi.

We increased our production capacity by increasing our product range

FİRMAMIZ

Şirketimiz yarım asrın aşan tecrübesi ve dinamik kadrosuyla yurt içi ve yurt dışında otomotiv yan sanayisine hizmet vermektedir. Bugün 50.000 m² açık alan üzerine 35.000 m² kapalı alanda yılda 1.000.000 adet üretim kapasitesiyle 6000'in üzerinde ürün çeşidine sahiptir. Üretim hattımızda Man, Mercedes, Scania, Chrysler, BMC, Daf, Iveco, Magirus, Ford, Isuzu, Mitsubishi, Kia, Tren vagon makasları Treylar ve Ticari araç gruplarının şase aksamları olan yaprak yay (makas), süspansiyon körükleri, V kolları, makas kulakları, makas beşik ve beşik braketleri, makas tablaları, makas bugi kolları, makas perneları, makas u bağlantıları ve saplamaları imal edilmektedir. Gelişen otomotiv endüstrisini yakından takip eden firmamız ürün yelpazesini sürekli olarak geliştirmektedir.

OUR COMPANY

With its experience of more than half a century and with its dynamic staff, our company serves automotive supply industry to domestic and international markets. In a closed area of 35000 m² on an open area of 50000 m², today our Company has over 6000 product types with a production capacity of 1000000 units per year. In our production line, Man, Mercedes, Scania, Chrysler, BMC, DAF, Iveco, Magirus, Ford, Isuzu, Mitsubishi, Kia, Railway Wagon springs, leaf springs which is the chassis parts of trailers and commercial vehicle groups, air springs, V stay bars, spring brackets, spring cradles and cradle brackets, spring cast lugs, spring torque arms, pins, U-bolts and center bolts are manufactured.

Our company, which closely follows the developing automotive industry, constantly improves its product range.



www.dikmenotomotiv.com.tr

WE CARRY
THE WORLD

MİSYONUMUZ

Sektöründe yaşanan gelişmeleri yakından takip eden, satış öncesi ve sonrası güvenilir ve kusursuz hizmetten ödün vermeyen, teknolojik alt yapıyı etkin ve verimli kullanan, yenilikçi düşüncelerimizle alanımızda lider olan, müşterilerinin ve çalışanlarının çalışmaktan gurur ve mutluluk duyduğu bir firma olmaktır.

OUR MISSION

Our aim is to be a company that closely follows the developments in its sector, not compromising from reliable and perfect service before and after sales, using technological infrastructure effectively and efficiently, being a leader in our field with our innovative ideas, to be a company where customers and employees are proud and happy to work.

VİZYONUMUZ

Müşteri odaklılık prensibi üzerine çalışan, sektörünü iyi tanımlayan müşterilerinin beklentilerini bilen ve beklentileri tanımlayıp bunların en üst düzeyde tatminini hedefleyen geçmiş tecrübelerini de bu doğrultuda kullanabilen, alanında lider bir müessese olmaktır.

OUR VISION

Our vision is to be a leading company in its field, working on the principle of customer focus, defining its sector well, knowing, defining and covering expectations of the customers and aiming for their satisfaction at the highest level using our past experiences in this direction.

**“DÜNYAYI
TAŞIYORUZ”**



KALİTE POLİTİKAMIZ

OUR QUALITY POLICY

- Kaliteli ve uzun ömürlü ürün grubuyla müşteri memnuniyetini temel ilke edinen,
 - Pazar payını ve rekabet gücünü arttırarak sektöründe lider bir kuruluş olmayı hedefleyen,
 - Bir işi ilk seferde doğru olarak yapma gayesiyle teknoloji, yetişmiş iş gücü ve personel eğitimine önem veren,
 - Doğanın korunmasına özen gösteren,
 - Sürekli gelişme ve başarıyı amaçlayarak kalite yönetim sistemini geliştiren ve Kalite konusunda tüm personelin duyarlı olmasını sağlayan bir firma olmayı taahhüt eder.
- Adopting customer satisfaction as a basic principle with the quality and long-lasting product range,
 - Aiming to become leading company in the sector by increasing the market share and competitiveness,
 - Giving importance to technology, trained workforce and employee training with the objective of doing a job right at the first time,
 - Paying attention to the protection of nature,
 - Aiming for continuous development and success, it is committed to being a company that develops the quality management system and ensures that all the staff are sensitive to quality.



SERTİFİKALARIMIZ

OUR CERTIFICATE



Kalite ve hizmet anlayışında ödün vermeyen Dikmen Otomotiv, müşteri memnuniyetini her zaman ön planda tutmaktadır. Hedefi son teknolojiyle üretilen yedek parçaları en hızlı şekilde ve uygun maliyetle müşterilerine ulaştırmaktır.

Dikmen Automotive, which does not compromise on quality and on its service approach, always prioritizes customer satisfaction. Our goal is to manufacture the products with the latest technology in the fastest way and deliver them to our customers at an affordable cost.

“DÜNYAYI TAŞIYORUZ”

WE CARRY THE WORLD

TASARIM & PLANLAMA

Diksan Otomotiv'de üretim, tasarım ile başlamaktadır. Sektörün ihtiyaç ve beklentilerine en iyi çözümleri sunabilmek için ar-ge çalışmalarına büyük önem veren firmamız, bu çalışmalarının neticesinde elde ettiği verileri mühendislerinin tasarımlarıyla şekillendirerek üretime dönüştürmektedir.

Endüstriyel tasarımları tamamlanan ar-ge verileri, üretim planlama departmanında değerlendirilip, sektöre yeni ve alternatif ürünler olarak sunulmaktadır.

DESIGN & PLANNING

In Dikmen Otomotiv, production starts with design. Our company attaches great importance to R&D studies in order to offer the best solutions to the needs and expectations of the sector, and transforms the data obtained as a result of these R&D studies into production by shaping it with the designs of our engineers.

R&D data, whose industrial designs are completed, are evaluated in the production planning department and presented to the sector as new and alternative products.



YILLARDIR DÜŞÜNÜYOR, TASARLIYOR
VE **ÜRETİYORUZ...**

FOR YEARS, WE ARE THINKING, DESIGNING
AND **PRODUCING...**



İÇİNDEKİLER






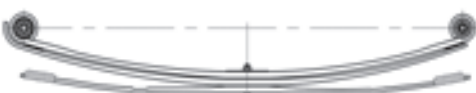
INDEX

FORD	09-30
BMC	32-44
CHRYSLER	46-52
MERCEDES	54-89
FIAT	91-93
IVECO	96-112
MAN	114-132
OTOKAR	134-137
ISUZU	140-149
HYUNDAI	152-153
KIA	156-157
MAZDA	160
TOYOTA	162-163
NISSAN	166-167
SUZUKI	170
MITSUBISHI	172-177
SCANIA	180-187
VOLVO	190-201
VOLKSWAGEN	204-205
RENAULT	208-216
DAF	218-223
DORSE	226-271
VAGON	274-278
DAEWOO	280
SHACMAN	282-283

FORD





A :Sağ Mesafe / Right Distance
 B :Sol Mesafe / Left Distance
 C :Kavis- Ticari Sınıf / Curve- Commercial Class
 D :Burç Ölçüleri / Bush Dimension
 M :Malzeme Ebatı / Material Dimension


PS100.01.00	FORD T 280 ARKA	Dikmen No	M (mm)	A-B (mm)	C (mm)	ØD (ØxØxmm)	AĞIRLIK Weight(kg)
		PS100.01.00	Komple Makas		105	72xØ57xØ18	18,000
		PS100.01.01	60x17	692-670	P.BURÇLU		10,500
		PS100.01.02	60x17	700-685	P.DÜZ	"68xØ50xØ14"	7,090
Ref. No. : YC155560HF		Avrupa Kodu: 56504900					
PS100.02.00	FORD T120-350 ARKA (T 280 3 KATLI)	Dikmen No	M (mm)	A-B (mm)	C (mm)	ØD (ØxØxmm)	AĞIRLIK Weight(kg)
		PS100.02.00	Komple Makas		140	72-60xØ57xØ16	23,200
		KS100.09.01	60x11	695-685	K.BURÇLU		9,100
		PS100.02.02	60x17	610-610	P.DÜZ	"68-60xØ50xØ14"	5,820
		PS100.02.03	60x21	615-615	P.DÜZ		7,000
Ref. No. : YC155560BH		Avrupa Kodu: 56503000					
PS100.02.00.K	FORD T120-350 ARKA (T 280 3 KATLI)	Dikmen No	M (mm)	A-B (mm)	C (mm)	ØD (ØxØxmm)	AĞIRLIK Weight(kg)
		PS100.02.00.K	Komple Makas		140	72-60xØ57xØ16	23,700
		KS100.09.01	60x11	695-685	K. BURÇLU		9,100
		PS100.02.02	60x17	610-610	P. DÜZ	"68-60xØ50xØ14"	5,820
		PS100.02.03.K	60x23	615-615	P. DÜZ		8,200
Ref. No. :		Avrupa Kodu:					
PS100.04.00	FORD CONNECT ARKA	Dikmen No	M (mm)	A-B (mm)	C (mm)	ØD (ØxØxmm)	AĞIRLIK Weight(kg)
		PS100.04.00	Komple Makas		120	73-46xØ14xØ55	13,300
		PS100.04.01	60x16	660-590	P. BURÇLU		8,500
		PS100.04.02	60x10	555-525	K. DÜZ	73-46xØ14xØ52	4,800
Ref. No. : 2T145560DK		Avrupa Kodu: 56508000					
PS100.05.00	FORD T 300 ARKA	Dikmen No	M (mm)	A-B (mm)	C (mm)	ØD (ØxØxmm)	AĞIRLIK Weight(kg)
		PS100.05.00	Komple Makas		140	36x29xØ60xØ16	23,800
		PS100.05.01	76x19	694-674	P. BURÇLU		13,800
		PS100.05.02	76x19	705-685	P. DÜZ	Ø14xØ56x72x50	9,180
Ref. No. :		Avrupa Kodu: 46214400 / 56508800					
PS100.05.00.T	FORD T 300 ARKA (TAKVİYELİ)	Dikmen No	M (mm)	A-B (mm)	C (mm)	ØD (ØxØxmm)	AĞIRLIK Weight(kg)
		PS100.05.00.T	Komple Makas		140	36x29xØ60xØ16	33,000
		PS100.05.01	76x19	694-674	P. BURÇLU		13,800
		PS100.05.02.T	76x19	780-690	P. KIVRIK	Ø14xØ56x72x50	9,600
		PS100.05.02	76x19	705-685	P. DÜZ		9,180
Ref. No. :		Avrupa Kodu:					





A :Sağ Mesafe / Right Distance
 B :Sol Mesafe / Left Distance
 C :Kavis- Ticari Sınıf / Curve- Commercial Class
 D :Burç Ölçüleri / Bush Dimension
 M :Malzeme Ebatı / Material Dimension


PS100.06.00	FORD T 280 ARKA TEK TEKER	Dikmen No	M (mm)	A-B (mm)	C (mm)	ØD (ØxØxmm)	AĞIRLIK Weight(kg)
	PS100.06.00	Komple Makas			100	"72xØ57x Ø16"	10,500
	PS100.06.01	60x19	690-670	P. BURÇLU		"68xØ50x Ø14"	10,500
Ref. No. : 2C115560GA		Avrupa Kodu: 56504600					

PS100.07.00	FORD T 350 ARKA	Dikmen No	M (mm)	A-B (mm)	C (mm)	ØD (ØxØxmm)	AĞIRLIK Weight(kg)
	PS100.07.00	Komple Makas			125	"36x26x Ø60xØ16"	30,000
	PS100.07.01	76x14	694-674	P. BURÇLU			11,300
	PS100.07.02	76x14	710-685	P. DÜZ		"Ø14xØ56x 72x50"	7,640
	PS100.07.03	76x19	710-685	P. DÜZ			10,000
Ref. No. : 6C165560UA		Avrupa Kodu:					

PS100.07.00.T	FORD T 350 ARKA (TAKVİYELİ)	Dikmen No	M (mm)	A-B (mm)	C (mm)	ØD (ØxØxmm)	AĞIRLIK Weight(kg)
	PS100.07.00.T	Komple Makas			125	"36x26x Ø60xØ16"	38,200
	PS100.07.01	76x14	694-674	P. BURÇLU			11,300
	PS100.07.02.T	76x14	780-690	P. KIVRIK		"Ø14xØ56x 72x50"	8,050
	PS100.07.02	76x14	710-685	P. DÜZ			7,640
	PS100.07.03	76x19	710-685	P. DÜZ			10,000
Ref. No. :		Avrupa Kodu:					

PS100.08.00	"FORD T120-430 ARKA (ÇİFT TEKER) Y. M."	Dikmen No	M (mm)	A-B (mm)	C (mm)	ØD (ØxØxmm)	AĞIRLIK Weight(kg)
	PS100.08.00	Komple Makas			130	Ø16xØ57x 72-60	17,000
	PS100.08.01	60x16	695-670	P. BURÇLU			9,680
	PS100.08.02	60x16	710-680	P. DÜZ		Ø14xØ50x 68-60	6,600
Ref. No. : BA0805HP / VK155560GA		Avrupa Kodu: 56505900					

PS100.09.00	"FORD T 300 ARKA TEK TEKER (T 100-330)"	Dikmen No	M (mm)	A-B (mm)	C (mm)	ØD (ØxØxmm)	AĞIRLIK Weight(kg)
	PS100.09.00	Komple Makas			130	"36xØ60x Ø16"	14,100
	PS100.09.01	76x22	694-675	P. BURÇLU		"Ø14xØ56 x72-50"	14,100
Ref. No. : 6C115560RC / 6C115560GF / 6C115560GD / 6C115560GB / 6C115560GC / 6C115560GA / 6C115560GE / 1512411 / 1684754/1721784		Avrupa Kodu: 56505200 / 50619000 / 50629000					

PS100.09.00.T	"FORD T 300 ARKA TEK TEKER (T 100-330) (TAKVİYELİ)"	Dikmen No	M (mm)	A-B (mm)	C (mm)	ØD (ØxØxmm)	AĞIRLIK Weight(kg)
	PS100.09.00.T	Komple Makas			130	"36xØ60x Ø16"	24,350
	PS100.09.01	76x22	694-675	P. BURÇLU			14,100
	PS100.09.02.T	76x14	785-755	K.SÜZME		"Ø14xØ56 x72-50"	9,650
Ref. No. :		Avrupa Kodu:					



A :Sağ Mesafe / Right Distance
 B :Sol Mesafe / Left Distance
 C :Kavis- Ticari Sınıf / Curve- Commercial Class
 D :Burç Ölçüleri / Bush Dimension
 M :Malzeme Ebatı / Material Dimension

PS100.11.00	FORD TR 100- T330 ARKA	Dikmen No	M (mm)	A-B (mm)	C (mm)	ØD (Øx Øxmm)	AĞIRLIK Weight(kg)
		PS100.11.00	Komple Makas		90	"Ø14xØ56x72-50"	12,290
		PS100.11.01	60x22	695-675	P. BURÇLU	"Ø16xØ60x39-29"	12,290
Ref. No. : 6C115560BE / 6C115560BA / 6C115560BB / 6C115560BC / 6C115560BD / 1686711 / 1721779 / 1482229		Avrupa Kodu: 50611000					

PS100.11.00.T	FORD TR 100- T330 ARKA (TAKVİYELİ)	Dikmen No	M (mm)	A-B (mm)	C (mm)	ØD (Øx Øxmm)	AĞIRLIK Weight(kg)
		PS100.11.00.T	Komple Makas		90	"Ø14xØ56x72-50"	20,000
		PS100.11.01	60x22	695-675	P. BURÇLU	"Ø16xØ60x39-29"	12,290
		PS100.11.02.T	60x16	730-710	P. DÜZ	"Ø16xØ60x39-29"	7,300
Ref. No. :		Avrupa Kodu:					

PS100.18.00	FORD TRANSİT ARKA	Dikmen No	M (mm)	A-B (mm)	C (mm)	ØD (Øx Øxmm)	AĞIRLIK Weight(kg)
		PS100.18.00	Komple Makas		145	"Ø2x60xØ46xØ16"	11,750
		PS100.18.01	60x20	685-685	P. BURÇLU	"Ø2x60xØ46xØ16"	11,750
Ref. No. :		Avrupa Kodu:					

PS100.20.00	FORD 900 BENZİNLİ ÖN	Dikmen No	M (mm)	A-B (mm)	C (mm)	ØD (Øx Øxmm)	AĞIRLIK Weight(kg)
		PS100.20.00	Komple Makas		100	Ø37-Ø27	7,860
		PS100.20.01	60x17	533-667	P. KIVRIK		
Ref. No. :		Avrupa Kodu:					

PS100.25.00	FORD T 100 ARKA	Dikmen No	M (mm)	A-B (mm)	C (mm)	ØD (Øx Øxmm)	AĞIRLIK Weight(kg)
		PS100.25.00	Komple Makas		80	"Ø2x60xØ57xØ16"	11,800
		PS100.25.01	60x20	697-670	P. BURÇLU	"Ø2x60xØ50xØ14"	11,800
Ref. No. : YC155560CC		Avrupa Kodu: 50699000					

PS100.26.00	FORD ÖN	Dikmen No	M (mm)	A-B (mm)	C (mm)	ØD (Øx Øxmm)	AĞIRLIK Weight(kg)
		PS100.26.00	Komple Makas		140	Ø46-Ø27	7,000
		PS100.26.01	60x16	533-667	P. KIVRIK		7,000
Ref. No. :		Avrupa Kodu:					



A :Sağ Mesafe / Right Distance
 B :Sol Mesafe / Left Distance
 C :Kavis- Ticari Sınıf / Curve- Commercial Class
 D :Burç Ölçüleri / Bush Dimension
 M :Malzeme Ebatı / Material Dimension

PS100.29.00	FORD ARKA	Dikmen No	M (mm)	A-B (mm)	C (mm)	ØD (Øx Øxmm)	AĞIRLIK Weight(kg)
		PS100.29.00	Komple Makas		100	"Ø16xØ57 x72x60"	12,200
		PS100.29.01	60x23	694-680	P. BURÇLU	"Ø14xØ50 x68x60"	12,200

Ref. No. : Avrupa Kodu: 56504000

PS100.30.00	FORD ARKA	Dikmen No	M (mm)	A-B (mm)	C (mm)	ØD (Øx Øxmm)	AĞIRLIK Weight(kg)
		PS100.30.00	Komple Makas		40-75	Ø14xØ56 x72x50	20,200
		PS100.30.01	60x22	694-672	P. BURÇLU		12,100
		PS100.30.02	60x19	705-685	P. DÜZ	Ø16xØ60 x36x29	7,900

Ref. No. : Avrupa Kodu: 56507500

PS100.31.00	FORD ARKA	Dikmen No	M (mm)	A-B (mm)	C (mm)	ØD (Øx Øxmm)	AĞIRLIK Weight(kg)
		PS100.31.00	Komple Makas		115	"Ø16xØ60 x36x29"	33,000
		PS100.31.01	76x15	697-675	P. BURÇLU		13,000
		PS100.31.02	76x15	705-685	P. DÜZ	"Ø14xØ56 x72x50"	8,700
		PS100.31.03	76x21	705-685	P. DÜZ		11,200

Ref. No. : Avrupa Kodu: 56505700

PS100.32.00	FORD ARKA	Dikmen No	M (mm)	A-B (mm)	C (mm)	ØD (Øx Øxmm)	AĞIRLIK Weight(kg)
		PS100.32.00	Komple Makas		60	Ø57-Ø50	
		PS100.32.01	60x15	670-695	P. KIVRIK		8,600

Ref. No. : Avrupa Kodu:

PS100.34.00	FORD TRANSİT ARKA (2014)	Dikmen No	M (mm)	A-B (mm)	C (mm)	ØD (Øx Øxmm)	AĞIRLIK Weight(kg)
		PS100.34.00	Komple Makas		155	"42x32x Ø70xØ16"	15,500
		PS100.34.01	76x17	690-680	P. BURÇLU	"72x50x Ø56xØ14"	15,500


Ref. No. : BK315560KE / 1877371 / BK315560KF / BK315560KD / 1828713 / 1814330 / BK315560KC / BK315560KG / 1809630 / 2030930 / 1947944 / BK315560KJ / 2338327
 Avrupa Kodu: 50609000

PS100.34.00.T	FORD TRANSİT ARKA (2014) (TAKVİYELİ)	Dikmen No	M (mm)	A-B (mm)	C (mm)	ØD (Øx Øxmm)	AĞIRLIK Weight(kg)
		PS100.34.00.T	Komple Makas		155	"42x32x Ø70xØ16"	23,000
		PS100.34.01	76x17	690-680	P. BURÇLU		15,500
		PS100.34.02.T	76x15	625-625	P.DÜZ	"72x50xØ 56xØ14"	7,200

Ref. No. : Avrupa Kodu:




A :Sağ Mesafe / Right Distance
 B :Sol Mesafe / Left Distance
 C :Kavis- Ticari Sınıf / Curve- Commercial Class
 D :Burç Ölçüleri / Bush Dimension
 M :Malzeme Ebatı / Material Dimension

PS100.34.00.TK	FORD TRANSİT ARKA (2014) (TAKVİYELİ)	Dikmen No	M (mm)	A-B (mm)	C (mm)	ØD (ØxØxmm)	AĞIRLIK Weight(kg)
	PS100.34.00.TK	Komple Makas		155	"42x32x Ø70xØ16"	25,500	
	PS100.34.01	76x17	690-680	P.BURÇLU		15,500	
	PS100.34.02.TK	76x15	800-715	P.KIVRIK	"72x50xØ 56xØ14"	9,700	


Ref. No. :

Avrupa Kodu:

PS100.35.00	FORD TRANSİT ARKA (2014)	Dikmen No	M (mm)	A-B (mm)	C (mm)	ØD (ØxØxmm)	AĞIRLIK Weight(kg)
	PS100.35.00	Komple Makas		150	"42x32x Ø70xØ16"	32,000	
	PS100.35.01	76x14	696-675	P.BURÇLU		12,700	
	PS100.35.02	76x14	695-675	P.DÜZ	72x50x- Ø56xØ14	8,000	
	PS100.35.03	76x20	700-680	P.DÜZ		10,700	


Ref. No. : BK315560HE

Avrupa Kodu:

PS100.36.00	FORD TRANSİT ARKA (2014)	Dikmen No	M (mm)	A-B (mm)	C (mm)	ØD (ØxØxmm)	AĞIRLIK Weight(kg)
	PS100.36.00	Komple Makas		130	"42x32x Ø70xØ16"	33,000	
	PS100.36.01	76x14	696-675	P.BURÇLU		13,000	
	PS100.36.02	76x14	695-680	P.DÜZ	"72x50x Ø56xØ14"	8,500	
	PS100.36.03	76x20	700-680	P.DÜZ		11,300	


Ref. No. : BK315560JF

Avrupa Kodu:

PS100.37.00	FORD TRANSİT ARKA (2014)	Dikmen No	M (mm)	A-B (mm)	C (mm)	ØD (ØxØxmm)	AĞIRLIK Weight(kg)
	PS100.37.00	Komple Makas		150	"42x32x Ø70xØ16"	24,000	
	PS100.37.01	76x17	696-675	P.BURÇLU		13,000	
	PS100.37.02	76x19	700-680	P.DÜZ	"72x50x Ø56xØ14"	10,500	


Ref. No. : BK315560ME

Avrupa Kodu:

PS100.37.00.T	FORD TRANSİT ARKA (2014) (TAKVİYELİ)	Dikmen No	M (mm)	A-B (mm)	C (mm)	ØD (ØxØxmm)	AĞIRLIK Weight(kg)
	PS100.37.00.T	Komple Makas		150	"42x32x Ø70xØ16"	35,500	
	PS100.37.01	76x17	696-675	P.BURÇLU		13,000	
	PS100.37.02.T	76x19	785-690	P.DÜZ	"72x50x Ø56xØ14"	11,500	
	PS100.37.02	76x19	700-680	P.DÜZ		10,500	

Ref. No. :

Avrupa Kodu:







PS100.38.00	FORD TRANSİT ARKA (2014)	Dikmen No	M (mm)	A-B (mm)	C (mm)	ØD (ØxØxmm)	AĞIRLIK Weight(kg)
	PS100.38.00	Komple Makas		125	"42x32x Ø70xØ16"	23,500	
	PS100.38.01	76x16	696-675	P.BURÇLU		12,800	
	PS100.38.02	76x17	695-685	P.DÜZ	"72x50x Ø56xØ14"	10,500	


Ref. No. : BK315560EE

Avrupa Kodu:



A :Sağ Mesafe / Right Distance
 B :Sol Mesafe / Left Distance
 C :Kavis- Ticari Sınıf / Curve- Commercial Class
 D :Burç Ölçüleri / Bush Dimension
 M :Malzeme Ebatı / Material Dimension

PS100.41.00	FORD CUSTOM ARKA	Dikmen No	M (mm)	A-B (mm)	C (mm)	ØD (Øx Øxmm)	AĞIRLIK Weight(kg)
	PS100.41.00	Komple Makas		120	"42x32x Ø70xØ16"	11,500	
	PS100.41.01	60x17	690-680	P. BURÇLU	"72x50x Ø56xØ14"	11,500	
Ref. No. : BK215560EA / BK215560EB / BK215560EC / BK215560ED / 1771603 / 1849665 / 29836220		Avrupa Kodu: 50743000					
PS100.41.00.T	FORD CUSTOM ARKA TAKVİYELİ	Dikmen No	M (mm)	A-B (mm)	C (mm)	ØD (Øx Øxmm)	AĞIRLIK Weight(kg)
	PS100.41.00.T	Komple Makas		120	"42x32x Ø70xØ16"	19,000	
	PS100.41.01	60x17	690-680	P. BURÇLU	"72x50x Ø56xØ14"	11,500	
	PS100.41.02.T	60x17	590-590	P. DÜZ	"72x50x Ø56xØ14"	7,000	
Ref. No. :		Avrupa Kodu:					
PS100.46.00	FORD TRANSİT 120-350 ARKA (UZUN)	Dikmen No	M (mm)	A-B (mm)	C (mm)	ØD (Øx Øxmm)	AĞIRLIK Weight(kg)
	PS100.46.00	Komple Makas		115	"68x60x Ø50xØ14"	11,500	
	PS100.46.01	60x19	690-675	P. BURÇLU	"72x60x Ø57xØ16"	11,500	
Ref. No. :		Avrupa Kodu:					
PS100.49.00	FORD TRANSİT ARKA	Dikmen No	M (mm)	A-B (mm)	C (mm)	ØD (Øx Øxmm)	AĞIRLIK Weight(kg)
	PS100.49.00	Komple Makas		145	"67x61x Ø46xØ20"	11,700	
	PS100.49.01	60x16	760-635	P. BURÇLU	"67x61x Ø46xØ20"	11,700	
Ref. No. :		Avrupa Kodu:					
PS100.52.00	FORD T120-350 ARKA (KALIN)	Dikmen No	M (mm)	A-B (mm)	C (mm)	ØD (Øx Øxmm)	AĞIRLIK Weight(kg)
	PS100.52.00	Komple Makas		140	"72-60x Ø57xØ16"	23,700	
	KS100.09.01	60x11	695-685	K. BURÇLU	"68xØ50x Ø14"	9,100	
	PS100.02.02	60x17	610-610	P. DÜZ	"68xØ50x Ø14"	5,820	
	PS100.02.03.K	60x23	615-615	P. DÜZ	"68xØ50x Ø14"	8,200	
Ref. No. :		Avrupa Kodu:					
PS100.53.00	FORD TRANSİT ARKA	Dikmen No	M (mm)	A-B (mm)	C (mm)	ØD (Øx Øxmm)	AĞIRLIK Weight(kg)
	PS100.53.00	Komple Makas		105	"72x60x Ø57xØ16"	17,100	
	PS100.53.01	60x18	695-675	P. BURÇLU	"60x68x Ø50xØ14"	9,600	
	PS100.53.02	60x18	705-685	P. DÜZ	"60x68x Ø50xØ14"	7,500	
Ref. No. : YC155560HG		Avrupa Kodu: 50547000					



A :Sağ Mesafe / Right Distance
 B :Sol Mesafe / Left Distance
 C :Kavis- Ticari Sınıf / Curve- Commercial Class
 D :Burç Ölçüleri / Bush Dimension
 M :Malzeme Ebatı / Material Dimension

PS100.54.00	FORD TRANSİT ARKA (2017 MODEL)	Dikmen No	M (mm)	A-B (mm)	C (mm)	ØD (Øx Øxmm)	AĞIRLIK Weight(kg)
		PS100.54.00	Komple Makas		165	"42x32x Ø70xØ16"	14,600
		PS100.54.01	76x17	690-680	P. BURÇLU	"72x50x Ø56xØ14"	12,800

Ref. No. :

Avrupa Kodu:

PS100.54.00.T.K	FORD TRANSİT ARKA TAKVİYE (2017 MODEL) (TAKVİYELİ)	Dikmen No	M (mm)	A-B (mm)	C (mm)	ØD (Øx Øxmm)	AĞIRLIK Weight(kg)
		PS100.54.00.T.K	Komple Makas		165	"42x32x Ø70xØ16"	24,600
		PS100.54.01	76x17	690-680	P. BURÇLU	"72x50x Ø56xØ14"	12,800
		PS100.54.02.T.K	76x15	800-715	P. KIVRIK	"72x50x Ø56xØ14"	10,000

Ref. No. :

Avrupa Kodu:

PS100.55.00	FORD TRANSİT ARKA	Dikmen No	M (mm)	A-B (mm)	C (mm)	ØD (Øx Øxmm)	AĞIRLIK Weight(kg)
		PS100.55.00	Komple Makas		158	"36x29x Ø60xØ16"	23,800
		PS100.55.01	76x19	694-674	P. BURÇLU	"72x50x Ø56xØ14"	13,800
		PS100.55.02	76x19	705-685	P. DÜZ	"Ø14xØ56x 72x50"	9,180

Ref. No. : 6C115560FF / 6C115560FE / 6C115560FA / 6C115560FC / 6C115560FB / 6C115560FD / 1684753 / 1721783 / 1490997 / 1788915

Avrupa Kodu: 50651000

PS100.59.00	FORD RANGER ARKA Y.M.	Dikmen No	M (mm)	A-B (mm)	C (mm)	ØD (Øx Øxmm)	AĞIRLIK Weight(kg)
		PS100.59.00	Komple Makas		135	Ø14x- Ø55x36-30	6,500
		PS100.59.01	60x11	580-740	P. BURÇLU	Ø32	

Ref. No. :

Avrupa Kodu:

PS100.60.00	FORD CUSTOM ARKA	Dikmen No	M (mm)	A-B (mm)	C (mm)	ØD (Øx Øxmm)	AĞIRLIK Weight(kg)
		PS100.60.00	Komple Makas		90	"Ø16xØ70x 42x33"	11,600
		PS100.60.01	60x22	692-685	P. BURÇLU	Ø14x- Ø53x72x50	

Ref. No. :

Avrupa Kodu:


PS100.61.00	FORD TR 120-430 ARKA	Dikmen No	M (mm)	A-B (mm)	C (mm)	ØD (Øx Øxmm)	AĞIRLIK Weight(kg)
		PS100.61.00	Komple Makas		140	Ø16xØ57x 72x60	9,650
		PS100.61.01	60x18	696-671	P. BURÇLU	Ø14xØ50x 68x60	

Ref. No. : V1C155560HA / 123MAA / HA0905

Avrupa Kodu: 50685000




A :Sağ Mesafe / Right Distance
 B :Sol Mesafe / Left Distance
 C :Kavis- Ticari Sınıf / Curve- Commercial Class
 D :Burç Ölçüleri / Bush Dimension
 M :Malzeme Ebatı / Material Dimension

PS100.65.00	FORD TRANSİT CUSTOM ARKA (2020 MODEL)	Dikmen No	M (mm)	A-B (mm)	C (mm)	ØD (Øx Øxmm)	AĞIRLIK Weight(kg)
	PS100.65.00	Komple Makas		172	P. BURÇLU	Ø16,20x-Ø70x84-71	13,500
	PS100.65.01	76x17	692-682				13,500
							Ø14,20x-Ø51x72-61


Ref. No. :

Avrupa Kodu:

PS100.65.00.T	FORD TRANSİT CUSTOM ARKA (TAKVİYELİ) (2020 MODEL)	Dikmen No	M (mm)	A-B (mm)	C (mm)	ØD (Øx Øxmm)	AĞIRLIK Weight(kg)
	PS100.65.00.T	Komple Makas		172	P. BURÇLU	Ø16,20x-Ø70x84-71	23,500
	PS100.65.01	76x17	692-682				13,500
	PS100.65.02.T	76x15	800-715	P. KIVRIK			Ø14,20x-Ø51x72-61


Ref. No. :

Avrupa Kodu:

PS100.66.00	FORD RANGER T6 ARKA	Dikmen No	M (mm)	A-B (mm)	C (mm)	ØD (Øx Øxmm)	AĞIRLIK Weight(kg)
	PS100.66.00	Komple Makas		120	P. BURÇLU	"Ø14xØ55 x36-30"	26,000
	PS100.66.01	60x11	580-750				4,480
	PS100.66.02	60x8	520-670	K. KIVRIK			4,100
	PS100.66.03	60x8	480-605	K. DÜZ			5,700
	PS100.66.04	60x15	375-490	K. SÜZME			3,600
	PS100.66.05	60x15	250-290	K. SÜZME			


Ref. No. :

Avrupa Kodu:

PS100.69.00	FORD TRANSİT CUSTOM ARKA	Dikmen No	M (mm)	A-B (mm)	C (mm)	ØD (Øx Øxmm)	AĞIRLIK Weight(kg)
	PS100.69.00	Komple Makas		76	P. BURÇLU	"Ø16xØ70 x42x29"	11,900
	PS100.69.01	60x22	695-685				"Ø14xØ56 x72x50"


Ref. No. : FK215560AA / FK215560AB / 1869805 / 2174526 / FK215560AC

Avrupa Kodu: 50737000

PS100.71.00	FORD CONNECT ARKA	Dikmen No	M (mm)	A-B (mm)	C (mm)	ØD (Øx Øxmm)	AĞIRLIK Weight(kg)
	PS100.71.00	Komple Makas		135/90	P. BURÇLU	"Ø14xØ56 x72-50"	8,400
	PS100.71.01	60x14	593-662				9,100

Ref. No. : 5T165560AB / 5T165560AA

Avrupa Kodu: 50709000

PS100.72.00	FORD CONNECT ARKA	Dikmen No	M (mm)	A-B (mm)	C (mm)	ØD (Øx Øxmm)	AĞIRLIK Weight(kg)
	PS100.72.00	Komple Makas		148/103	P. BURÇLU	"Ø14xØ56 x72-50"	12,000
	PS100.72.01	60x12	593-662				7,300
	PS100.72.02	60x8	525-555	P. DÜZ			3,500

Ref. No. : 2T145560BP

Avrupa Kodu: 50567000



A :Sağ Mesafe / Right Distance
 B :Sol Mesafe / Left Distance
 C :Kavis- Ticari Sınıf / Curve- Commercial Class
 D :Burç Ölçüleri / Bush Dimension
 M :Malzeme Ebatı / Material Dimension

PS100.03.00	CARGO 25-17/25-20 ÖN	Dikmen No	M (mm)	A-B (mm)	C (mm)	ØD (Øx Øxmm)	AĞIRLIK Weight(kg)
		PS100.03.00	Komple Makas		145	"76xØ32x Ø25"	67,000
		PS100.03.01	76x28	836-836	P. BURÇLU		20,000
		PS100.03.02	76x28	1030-920	P. KIVRIK		18,200
		PS100.03.03	76x28	860-860	P. DÜZ		17,100

Ref. No. :

Avrupa Kodu:

PS100.10.00	CARGO ARKA	Dikmen No	M (mm)	A-B (mm)	C (mm)	ØD (Øx Øxmm)	AĞIRLIK Weight(kg)
		PS100.10.00	Komple Makas		80	Ø24x- Ø50x92-88	55,000
		PS100.10.01	90x26	600-600	P. BURÇLU		19,660
		PS100.10.02	90x26	830-635	P. KIVRIK		17,850
		PS100.10.03	90x26	640-635	P. DÜZ		16,500

Ref. No. :

Avrupa Kodu:

PS100.12.00	CARGO 25-35/18-40 ÖN	Dikmen No	M (mm)	A-B (mm)	C (mm)	ØD (Øx Øxmm)	AĞIRLIK Weight(kg)
		PS100.12.00	Komple Makas		145	"Ø24xØ62 x96"	81,000
		PS100.12.01	90x23	815-875	P. BURÇLU		26,200
		PS100.12.02	90x23	1020-900	P. KIVRIK		18,800
		PS100.12.03	90x23	840-900	P. DÜZ		17,640
		PS100.12.04	90x23	840-900	P. DÜZ		17,600

Ref. No. :

Avrupa Kodu:

PS100.13.00	CARGO 18-40/25-24 ÖN	Dikmen No	M (mm)	A-B (mm)	C (mm)	ØD (Øx Øxmm)	AĞIRLIK Weight(kg)
		PS100.13.00	Komple Makas		135	"76xØ32x Ø25,40"	75,000
		PS100.13.01	76x21	840-840	P. BURÇLU		16,000
		PS100.13.02	76x21	1035-915	P. KIVRIK		14,700
		PS100.13.03	76x21	855-855	P. DÜZ		12,900
		PS100.13.04	76x21	850-850	P. DÜZ		12,900
		PS100.13.05	76x21	850-850	P. DÜZ		12,900

Ref. No. :

Avrupa Kodu:

PS100.17.00	CARGO 35-36 ÖN (1.DİNG.)	Dikmen No	M (mm)	A-B (mm)	C (mm)	ØD (Øx Øxmm)	AĞIRLIK Weight(kg)
		PS100.17.00	Komple Makas		120	"95-Ø62 xØ24"	133,000
		PS100.17.01	90x22	805-875	P. BURÇLU		26,400
		PS100.17.02	90x14	1080-900	K.KIVRIK		18,800
		PS100.17.03	90x14	755-825	K.DÜZ		15,200
		PS100.17.04	90x14	685-755	K.DÜZ		13,900
		PS100.17.05	90x14	615-685	K.DÜZ		12,500
		PS100.17.06	90x14	545-615	K.DÜZ		11,200
		PS100.17.07	90x14	475-545	K.DÜZ		9,900
		PS100.17.08	90x14	405-475	K.DÜZ		8,500
		PS100.17.09	90x14	335-405	K.DÜZ		7,100
		PS100.17.10	90x14	255-255	K.DÜZ		4,900
		PS100.17.11	90x14	185-185	K.DÜZ		3,600

Ref. No. :

Avrupa Kodu:



A :Sağ Mesafe / Right Distance
 B :Sol Mesafe / Left Distance
 C :Kavis- Ticari Sınıf / Curve- Commercial Class
 D :Burç Ölçüleri / Bush Dimension
 M :Malzeme Ebatı / Material Dimension

PS100.19.00	CARGO 41-40/41-36 ÖN (2. DİNGİL)	Dikmen No	M (mm)	A-B (mm)	C (mm)	ØD (Øx Øxmm)	AĞIRLIK Weight(kg)
		PS100.19.00	Komple Makas		110	"95-80x Ø62xØ24"	128,000
		PS100.19.01	90x22	775-850	P. BURÇLU		27,900
		PS100.19.02	90x14	1050-875	K.KIVRIK		18,000
		PS100.19.03	90x14	735-790	K.DÜZ		14,700
		PS100.19.04	90x13	665-720	K.DÜZ		12,400
		PS100.19.05	90x13	595-650	K.DÜZ		11,200
		PS100.19.06	90x13	525-580	K.DÜZ		9,900
		PS100.19.07	90x13	460-510	K.DÜZ		8,600
		PS100.19.08	90x13	390-440	K.DÜZ		7,200
		PS100.19.09	90x13	315-370	K.DÜZ		5,900
		PS100.19.10	90x13	240-290	K.DÜZ		4,700
		PS100.19.11	90x13	180-220	K.DÜZ		3,600

Ref. No. : 9C465310DA

Avrupa Kodu:

PS100.21.00	CARGO 39-35 / 39-36 ÖN (2. DİNGİL)	Dikmen No	M (mm)	A-B (mm)	C (mm)	ØD (Øx Øxmm)	AĞIRLIK Weight(kg)
		PS100.21.00	Komple Makas		140-130	"95-80x Ø62xØ24"	81,000
		PS100.21.01	90x21	775-850	P.BURÇLU		25,400
		PS100.21.02	90x21	980-875	P. KIVRIK		17,400
		PS100.21.03	90x21	805-875	P. DÜZ		16,400
		PS100.21.04	90x21	805-875	P. DÜZ		18,000

Ref. No. :

Avrupa Kodu:

PS100.22.00	CARGO 41-36 / 35-36 / 39-36 ARKA	Dikmen No	M (mm)	A-B (mm)	C (mm)	ØD (Øx Øxmm)	AĞIRLIK Weight(kg)
		PS100.22.00	Komple Makas		70	"95-80x Ø62xØ24"	137,000
		PS100.22.01	100x37	800-800	P. DÜZ		32,000
		PS100.22.02	100x37	735-735	P. DÜZ		26,200
		PS100.22.03	100x37	735-735	P. DÜZ		26,200
		PS100.22.04	100x37	735-735	P. DÜZ		26,200
		PS100.22.05	100x37	735-735	P. DÜZ		26,200

Ref. No. :

Avrupa Kodu:

PS100.23.00	CARGO 39-35 / 35-36 ÖN (1. DİNGİL)	Dikmen No	M (mm)	A-B (mm)	C (mm)	ØD (Øx Øxmm)	AĞIRLIK Weight(kg)
		PS100.23.00	Komple Makas		120	"95x80x Ø62xØ24"	90,500
		PS100.23.01	90x23	810-875	P.BURÇLU		26,000
		PS100.23.02	90x23	1020-900	P. KIVRIK		19,200
		PS100.23.03	90x23	830-900	P. DÜZ		18,200
		PS100.23.04	90x23	830-900	P. DÜZ		20,000

Ref. No. : 9C465310AC

Avrupa Kodu:


PS100.28.00	CARGO 25-36 D / 35-36 D ARKA	Dikmen No	M (mm)	A-B (mm)	C (mm)	ØD (Øx Øxmm)	AĞIRLIK Weight(kg)
		PS100.28.00	Komple Makas		(-10) / 60	90xØ38x Ø31,80	
		PS100.28.01	90x17	720-555	P.BURÇLU		14,700
		PS100.28.02	90x14	930-580	K. KIVRIK		14,900

Ref. No. :

Avrupa Kodu:




A :Sağ Mesafe / Right Distance
 B :Sol Mesafe / Left Distance
 C :Kavis- Ticari Sınıf / Curve- Commercial Class
 D :Burç Ölçüleri / Bush Dimension
 M :Malzeme Ebatı / Material Dimension

PS100.33.00	CARGO 18-38 T ÖN	Dikmen No	M (mm)	A-B (mm)	C (mm)	ØD (Øx Øxmm)	AĞIRLIK Weight(kg)
	PS100.33.00	Komple Makas			150	"Ø65xØ24 x95x88"	70,000
	PS100.33.01	90x26	820-875	P. BURÇLU	29,600		
	PS100.33.02	90x26	1050-895	P. KIVRIK	20,500		
	PS100.33.03	90x26	840-895	P. DÜZ	18,500		


Ref. No. :

Avrupa Kodu:

PS100.40.00	CARGO 18-46 C ÖN	Dikmen No	M (mm)	A-B (mm)	C (mm)	ØD (Øx Øxmm)	AĞIRLIK Weight(kg)
	PS100.40.00	Komple Makas			130	"Ø65xØ24 x95x88"	60,000
	PS100.40.01	90x28	917-917	P. BURÇLU	33,800		
	PS100.40.02	90x28	1220-930	P. KIVRIK	24,700		


Ref. No. :

Avrupa Kodu:

PS100.44.00	CARGO 41-42 ÖN (2. DİNGİL)	Dikmen No	M (mm)	A-B (mm)	C (mm)	ØD (Øx Øxmm)	AĞIRLIK Weight(kg)
	PS100.44.00	Komple Makas			85	"95-88x Ø65xØ24"	83,500
	PS100.44.01	90x29	810-850	P. BURÇLU	32,200		
	PS100.44.02	90x29	1035-875	P. KIVRIK	23,600		
	PS100.44.03	90x29	830-875	P.DÜZ	21,900		


Ref. No. :

Avrupa Kodu:

PS100.44.00.T	CARGO 41-42 ÖN (2. DİNGİL) (TAKVİYELİ)	Dikmen No	M (mm)	A-B (mm)	C (mm)	ØD (Øx Øxmm)	AĞIRLIK Weight(kg)
	PS100.44.00.T	Komple Makas			85	"95-88x Ø65xØ24"	102,500
	PS100.44.01	90x29	810-850	P. BURÇLU	32,200		
	PS100.44.02	90x29	1035-875	P. KIVRIK	23,600		
	PS100.44.03	90x29	830-875	P. DÜZ	21,900		
	PS100.44.04.T	90x29	830-875	P. DÜZ	21,900		


Ref. No. :

Avrupa Kodu:

PS100.45.00	CARGO 41-42 ÖN (1. DİNGİL)	Dikmen No	M (mm)	A-B (mm)	C (mm)	ØD (Øx Øxmm)	AĞIRLIK Weight(kg)
	PS100.45.00	Komple Makas			75	"95-88x Ø65xØ24"	85,000
	PS100.45.01	90x29	805-875	P. BURÇLU	32,500		
	PS100.45.02	90x29	1025-900	P. KIVRIK	23,900		
	PS100.45.03	90x29	830-900	P. DÜZ	22,200		

Ref. No. :

Avrupa Kodu:


PS100.45.00.T	CARGO 41-42 ÖN (1. DİNGİL) (TAKVİYELİ)	Dikmen No	M (mm)	A-B (mm)	C (mm)	ØD (Øx Øxmm)	AĞIRLIK Weight(kg)
	PS100.45.00.T	Komple Makas			75	"95-88x Ø65xØ24"	104,000
	PS100.45.01	90x29	805-875	P. BURÇLU	32,500		
	PS100.45.02	90x29	1025-900	P. KIVRIK	23,900		
	PS100.45.03	90x29	830-900	P. DÜZ	22,900		
	PS100.45.04.T	90x29	830-900	P. DÜZ	22,900		

Ref. No. :

Avrupa Kodu:




A :Sağ Mesafe / Right Distance
 B :Sol Mesafe / Left Distance
 C :Kavis- Ticari Sınıf / Curve- Commercial Class
 D :Burç Ölçüleri / Bush Dimension
 M :Malzeme Ebatı / Material Dimension

PS100.47.00	CARGO 35-42 D ÖN	Dikmen No	M (mm)	A-B (mm)	C (mm)	ØD (Øx Øxmm)	AĞIRLIK Weight(kg)
		PS100.47.00	Komple Makas		115	"95-88x Ø65xØ24"	85,000
		PS100.47.01	90x29	805-875	P. BURÇLU		33,500
		PS100.47.02	90x29	1040-900	P KIVRIK		23,600
		PS100.47.03	90x29	835-900	P. DÜZ		21,800


Ref. No. :

Avrupa Kodu:

PS100.47.00.T	CARGO 35-42 D ÖN (TAKVİYELİ)	Dikmen No	M (mm)	A-B (mm)	C (mm)	ØD (Øx Øxmm)	AĞIRLIK Weight(kg)
		PS100.47.00.T	Komple Makas		115	"95-88x Ø65xØ24"	107,000
		PS100.47.01	90x29	805-875	P. BURÇLU		33,500
		PS100.47.02	90x29	1040-900	P KIVRIK		23,600
		PS100.47.03	90x29	835-900	P. DÜZ		21,800
		PS100.47.04.T	90x29	835-900	P. DÜZ		21,800


Ref. No. :

Avrupa Kodu:

PS100.48.00	CARGO 18-46 T ÖN	Dikmen No	M (mm)	A-B (mm)	C (mm)	ØD (Øx Øxmm)	AĞIRLIK Weight(kg)
		PS100.48.00	Komple Makas		80	"Ø24xØ65x 95x88"	44,500
		PS100.48.01	90x43	917-917	P. BURÇLU		43,900

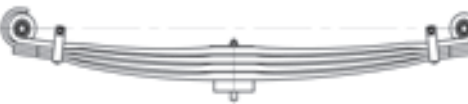
Ref. No. :

Avrupa Kodu:

PS100.50.00	CARGO 41-42 ÖN (2. DİNGİL)	Dikmen No	M (mm)	A-B (mm)	C (mm)	ØD (Øx Øxmm)	AĞIRLIK Weight(kg)
		PS100.50.00	Komple Makas		90	"95-88x Ø65xØ24"	98,600
		PS100.50.01	90x27	810-850	P. BURÇLU		30,500
		PS100.50.02	90x27	1035-875	P KIVRIK		22,300
		PS100.50.03	90x27	840-875	P. DÜZ		20,700
		PS100.50.04	90x27	840-875	P. DÜZ		20,700


Ref. No. :

Avrupa Kodu:

PS100.51.00	CARGO 41-42 ÖN (1. DİNGİL)	Dikmen No	M (mm)	A-B (mm)	C (mm)	ØD (Øx Øxmm)	AĞIRLIK Weight(kg)
		PS100.51.00	Komple Makas		60	"95-88x Ø65xØ24"	102,000
		PS100.51.01	90x27	805-875	P. BURÇLU		31,000
		PS100.51.02	90x27	1030-900	P KIVRIK		22,800
		PS100.51.03	90x27	830-900	P. DÜZ		21,000
		PS100.51.04	90x27	830-900	P. DÜZ		21,000

Ref. No. :

Avrupa Kodu:


PS100.56.00	CARGO 3242 S ÖN	Dikmen No	M (mm)	A-B (mm)	C (mm)	ØD (Øx Øxmm)	AĞIRLIK Weight(kg)
		PS100.56.00	Komple Makas		110	"95-88x Ø65xØ24"	66,000
		PS100.56.01	90x30	917-917	P. BURÇLU		35,000
		PS100.56.02	90x30	1195-935	P KIVRIK		27,000
		PS100.56.03	90x25	80-80	P. DÜZ		2,700


Ref. No. :


Avrupa Kodu:





A :Sağ Mesafe / Right Distance
 B :Sol Mesafe / Left Distance
 C :Kavis- Ticari Sınıf / Curve- Commercial Class
 D :Burç Ölçüleri / Bush Dimension
 M :Malzeme Ebatı / Material Dimension

PS100.57.00	CARGO 32-33 ARKA	Dikmen No	M (mm)	A-B (mm)	C (mm)	ØD (Øx Øxmm)	AĞIRLIK Weight(kg)
	PS100.57.00	Komple Makas		(-10) / 110		"76xØ38 xØ32,20"	12,950
	PS100.57.01	76x22	717-550	P. BURÇLU			
Ref. No. :		Avrupa Kodu:					

PS100.58.00	CARGO 41-42 ARKA	Dikmen No	M (mm)	A-B (mm)	C (mm)	ØD (Øx Øxmm)	AĞIRLIK Weight(kg)
	PS100.58.00	Komple Makas		50			166,000
	PS100.58.01	100x40	805-805	P. KIVRIK			36,000
	PS100.58.02	100x40	735-735	P. DÜZ			32,000
	PS100.58.03	100x40	735-735	P. DÜZ			32,000
	PS100.58.04	100x40	735-735	P. DÜZ			32,000
	PS100.58.05	100x40	735-735	P. DÜZ			32,000
Ref. No. : HC465560AA		Avrupa Kodu:					

PS100.73.00.L	CARGO FMAX 18-48 T ARKA SOL	Dikmen No	M (mm)	A-B (mm)	C (mm)	ØD (Øx Øxmm)	AĞIRLIK Weight(kg)
	PS100.73.00.L	Komple Makas		100/75		"Ø30xØ69,5 x90-90"	58,500
	PS100.73.01	100x37	610-103	P. BURÇLU			23,500
	PS100.73.02.L	100x37	930-520	P. KIVRIK			34,500
Ref. No. : GC43-5889-EB		Avrupa Kodu:					

PS100.73.00.R	CARGO FMAX 18-48 T ARKA SAĞ	Dikmen No	M (mm)	A-B (mm)	C (mm)	ØD (Øx Øxmm)	AĞIRLIK Weight(kg)
	PS100.73.00.R	Komple Makas		100/75		"Ø30xØ69,5 x90-90"	58,500
	PS100.73.01	100x37	610-103	P. BURÇLU			23,500
	PS100.73.02.R	100x37	930-520	P. KIVRIK			34,500
Ref. No. :		Avrupa Kodu:					

PS100.75.00	CARGO FMAX / F500 ÖN	Dikmen No	M (mm)	A-B (mm)	C (mm)	ØD (Øx Øxmm)	AĞIRLIK Weight(kg)
	PS100.75.00	Komple Makas		100		"Ø24xØ65 x95x88"	42,700
	PS100.75.01	90x41	917-917	P. BURÇLU			42,700
Ref. No. :		Avrupa Kodu:					



A :Sağ Mesafe / Right Distance
 B :Sol Mesafe / Left Distance
 C :Kavis- Ticari Sınıf / Curve- Commercial Class
 D :Burç Ölçüleri / Bush Dimension
 M :Malzeme Ebatı / Material Dimension

KS100.01.00	FORD TR 900 ÖN	Dikmen No	M (mm)	A-B (mm)	C (mm)	ØD (Øx Øxmm)	AĞIRLIK Weight(kg)
		KS100.01.00	Komple Makas		120	Ø33	
		KS100.01.01	60x08	533-667	K. KIVRIK	Ø27"	5,400

Ref. No. :

Avrupa Kodu:

KS100.03.00	FORD TR DİZEL ÖN	Dikmen No	M (mm)	A-B (mm)	C (mm)	ØD (Øx Øxmm)	AĞIRLIK Weight(kg)
		KS100.03.00	Komple Makas		115	Ø18xØ46	13,000
		KS100.03.01	60x10	533-667	K. BURÇLU	x67x60	6,760
		KS100.03.02.İ	60x10	390-475	K. SÜZME	Ø12xØ27	3,960
		KS100.03.03	60x10	210-255	K. SÜZME	x39x29	1,800

Ref. No. :

Avrupa Kodu:

KS100.03.00.T	FORD TR DİZEL ÖN (TAKVİYELİ)	Dikmen No	M (mm)	A-B (mm)	C (mm)	ØD (Øx Øxmm)	AĞIRLIK Weight(kg)
		KS100.03.00.T	Komple Makas		115	Ø18xØ46	19,000
		KS100.03.01	60x10	533-667	K. BURÇLU	x67x60	6,760
		KS100.03.02.T	60x10	607-715	K. KIVRIK	Ø12xØ27	6,040
		KS100.03.02.İ	60x10	390-475	K. SÜZME	x39x29	3,960
		KS100.03.03	60x10	210-255	K. SÜZME		1,800

Ref. No. :

Avrupa Kodu:

KS100.04.00.S	FORD TR DİZEL ARKA (SÜZME)	Dikmen No	M (mm)	A-B (mm)	C (mm)	ØD (Øx Øxmm)	AĞIRLIK Weight(kg)
		KS100.04.00.S	Komple Makas		115	Ø16xØ46x	15,000
		KS100.04.01	60x7	584-584	K. BURÇLU	82x60	4,750
		KS100.04.02.S	60x7	580-530	K. SÜZME		3,440
		KS100.04.03	60x7	501-501	K. SÜZME		3,120
		KS100.04.04	60x7	455-455	K. SÜZME		2,800

Ref. No. :

Avrupa Kodu:

KS100.04.00.K	FORD TR DİZEL ARKA (KIVRIK)	Dikmen No	M (mm)	A-B (mm)	C (mm)	ØD (Øx Øxmm)	AĞIRLIK Weight(kg)
		KS100.04.00.K	Komple Makas		115	Ø16xØ46x	15,500
		KS100.04.01	60x7	584-584	K. BURÇLU	82x60	4,750
		KS100.04.02.K	60x7	650-640	K. KIVRIK		4,200
		KS100.04.03	60x7	501-501	K. SÜZME		3,120
		KS100.04.04	60x7	455-455	K. SÜZME		2,800


Ref. No. :

Avrupa Kodu:

KS100.05.00	FORD T 12 ARKA	Dikmen No	M (mm)	A-B (mm)	C (mm)	ØD (Øx Øxmm)	AĞIRLIK Weight(kg)
		KS100.05.00	Komple Makas		115	Ø18xØ57	25,500
		KS100.05.01	60x10	690-680	K. BURÇLU	x72x60"	7,850
		KS100.05.02	60x10	735-695	K. SÜZME	Ø16xØ50	6,200
		KS100.05.03	60x10	505-475	K. SÜZME	x82x60"	4,220
		KS100.05.04	60x11	395-375	K. SÜZME		3,460
		KS100.05.05	60x11	250-232	K. SÜZME		2,500


Ref. No. : 93VT5560BC / 93VT5560BD


Avrupa Kodu:





A :Sağ Mesafe / Right Distance
 B :Sol Mesafe / Left Distance
 C :Kavis- Ticari Sınıf / Curve- Commercial Class
 D :Burç Ölçüleri / Bush Dimension
 M :Malzeme Ebatı / Material Dimension


KS100.06.00	FORD T 15 ARKA	Dikmen No	M (mm)	A-B (mm)	C (mm)	ØD (Øx Øxmm)	AĞIRLIK Weight(kg)
	KS100.06.00	Komple Makas		180	"Ø18xØ57 x72x60"	27,000	
	KS100.06.01	60x11	676-694	K. BURÇLU		8,640	
	KS100.06.02	60x10	735-702	K. KIVRIK	"Ø16xØ50 x82x60"	6,320	
	KS100.06.03	60x15	500-500	K. SÜZME		6,560	
	KS100.06.04	60x15	400-400	K. SÜZME		5,160	
Ref. No. : 95VB5560MA / 7328520 / 1040731 / 6197144 / 6575416		Avrupa Kodu: 20021000 / 50577000					

KS100.06.00.T	FORD T 15 ARKA (TURBO)	Dikmen No	M (mm)	A-B (mm)	C (mm)	ØD (Øx Øxmm)	AĞIRLIK Weight(kg)
	KS100.06.00.T	Komple Makas		165	Ø18xØ57 x72x60	27,500	
	KS100.06.01	60x11	676-694	K. BURÇLU		8,640	
	KS100.06.02.T	60x11	610-690	K. DÜZ	Ø16xØ50 x82x60	6,520	
	KS100.06.03	60x15	500-500	K. SÜZME		6,560	
	KS100.06.04	60x15	400-400	K. SÜZME		5,160	
Ref. No. :		Avrupa Kodu:					

KS100.13.00	FORD RANGER ARKA (E.M.)	Dikmen No	M (mm)	A-B (mm)	C (mm)	ØD (Øx Øxmm)	AĞIRLIK Weight(kg)
	KS100.13.00	Komple Makas		140	"Ø18xØ32 x39-29"	18,400	
	KS100.13.01	60x7	670-530	K. BURÇLU		4,560	
	KS100.13.02	60x7	590-480	K. DÜZ		3,480	
	KS100.13.03	60x7	530-420	K. DÜZ		3,080	
	KS100.13.04	60x11	450-350	K. DÜZ		4,000	
	KS100.13.05	60x11	325-225	K. DÜZ		2,800	
Ref. No. :		Avrupa Kodu:					

KS100.14.00	FORD P 100 PICK-UP ARKA	Dikmen No	M (mm)	A-B (mm)	C (mm)	ØD (Øx Øxmm)	AĞIRLIK Weight(kg)
	KS100.14.00	Komple Makas		140	Ø38		
	KS100.14.01	60x7	480-705	K. KIVRIK		4,750	
Ref. No. :		Avrupa Kodu:					

KS100.41.00	FORD T15 ARKA (KAMYONET)	Dikmen No	M (mm)	A-B (mm)	C (mm)	ØD (Øx Øxmm)	AĞIRLIK Weight(kg)
	KS100.41.00	Komple Makas		110	Ø18xØ57x 72x60	30,000	
	KS100.41.01	60x10	692-675	K. BURÇLU		8,600	
	KS100.41.02	60x11	595-650	K. SÜZME	"Ø16xØ50x 82x60"	6,000	
	KS100.41.03	60x11	520-525	K. SÜZME		5,000	
	KS100.41.04	60x15	420-425	K. SÜZME		5,200	
	KS100.41.05	60x15	310-315	K. SÜZME		3,900	
Ref. No. :		Avrupa Kodu:					

KS100.42.00	FORD RANGER ARKA Y.M.	Dikmen No	M (mm)	A-B (mm)	C (mm)	ØD (Øx Øxmm)	AĞIRLIK Weight(kg)
	KS100.42.00	Komple Makas		105	Ø40-Ø31		
	KS100.42.01	60x8	580-737	K. KIVRIK		5,600	
	KS100.42.02	60x8	540-685	K. SÜZME		4,400	
	KS100.42.03	60x9	490-620	K. SÜZME		4,320	
Ref. No. :		Avrupa Kodu:					



A :Sağ Mesafe / Right Distance
 B :Sol Mesafe / Left Distance
 C :Kavis- Ticari Sınıf / Curve- Commercial Class
 D :Burç Ölçüleri / Bush Dimension
 M :Malzeme Ebatı / Material Dimension

KS100.55.00	FORD TRANSİT ARKA	Dikmen No	M (mm)	A-B (mm)	C (mm)	ØD (ØxØxmm)	AĞIRLIK Weight(kg)
		KS100.55.00	Komple Makas		60	72x60x Ø57xØ16	8,000
		KS100.55.01	60x10	670-694	K. BURÇLU		
						"68x60x Ø50xØ14"	

Ref. No. :

Avrupa Kodu:

KS100.56.00	FORD TRANSİT ARKA	Dikmen No	M (mm)	A-B (mm)	C (mm)	ØD (ØxØxmm)	AĞIRLIK Weight(kg)
		KS100.56.00	Komple Makas		170	Ø46	8,100
		KS100.56.01	60x10	760-640	K. KIVRIK		

Ref. No. :

Avrupa Kodu:

KS100.58.00	FORD ARKA	Dikmen No	M (mm)	A-B (mm)	C (mm)	ØD (ØxØxmm)	AĞIRLIK Weight(kg)
		KS100.58.00	Komple Makas		120	"Ø16xØ57x 72x60"	9,500
		KS100.58.01	60x10	697-685	K. BURÇLU		"Ø14xØ50x 67x60"

Ref. No. :

Avrupa Kodu:

KS100.16.00	CARGO 1814 ÖN	Dikmen No	M (mm)	A-B (mm)	C (mm)	ØD (ØxØxmm)	AĞIRLIK Weight(kg)
		KS100.16.00	Komple Makas		125	"Ø50 Ø32"	15,200
		KS100.16.01	76x13	820-840	K. KIVRIK		

Ref. No. :

Avrupa Kodu:

KS100.61.00	FORD TRANSİT ARKA	Dikmen No	M (mm)	A-B (mm)	C (mm)	ØD (ØxØxmm)	AĞIRLIK Weight(kg)
		KS100.61.00	Komple Makas		66/107	"Ø14xØ40 x30-35"	24,000
		KS100.61.01	60x8	580-740	K. BURÇLU		6,200
		KS100.61.02	60x8	535-685	K. SÜZME	"Ø18xØ32 x38-29"	4,500
		KS100.61.03	60x8	485-620	K. SÜZME		4,000
		KS100.61.04	60x14	385-475	K. SÜZME		4,400
		KS100.61.05	60x14	265-325	K. SÜZME		3,700

Ref. No. : 78VB5560DD

Avrupa Kodu: 50543000

KS100.63.00	FORD TRANSİT ARKA	Dikmen No	M (mm)	A-B (mm)	C (mm)	ØD (ØxØxmm)	AĞIRLIK Weight(kg)
		KS100.63.00	Komple Makas		178	Ø46	23,000
		KS100.63.01	60x11	695-675	K. KIVRIK		8,700
		KS100.63.02	60x11	690-615	K. DÜZ		6,700
		KS100.63.03	60x22	430-430	K. SÜZME		6,400

Ref. No. :

Avrupa Kodu:



A :Sağ Mesafe / Right Distance
 B :Sol Mesafe / Left Distance
 C :Kavis- Ticari Sınıf / Curve- Commercial Class
 D :Burç Ölçüleri / Bush Dimension
 M :Malzeme Ebatı / Material Dimension

KS100.17.00	CARGO 1814 ARKA	Dikmen No	M (mm)	A-B (mm)	C (mm)	ØD (ØxØxmm)	AĞIRLIK Weight(kg)
	KS100.17.00	Komple Makas			120	Ø49,80	
	KS100.17.01	76x14	715-820	K. KIVRIK			14,300
	KS100.17.02	76x14	975-820	K. KIVRIK			14,800
	KS100.17.03	76x14	740-740	K. DÜZ			12,300
	KS100.17.04	76x14	660-660	K. DÜZ			11,000
	KS100.17.05	76x14	575-575	K. DÜZ			9,500
	KS100.17.06	76x14	490-490	K. DÜZ			8,100

Ref. No. :

Avrupa Kodu:

KS100.24.00	CARGO 25-17 / 20 ÖN	Dikmen No	M (mm)	A-B (mm)	C (mm)	ØD (ØxØxmm)	AĞIRLIK Weight(kg)
	KS100.24.00	Komple Makas			175	"76xØ32x Ø25,40"	91,000
	KS100.24.01	76x15	840-840	K. BURÇLU			17,040
	KS100.24.02	76x15	1020-906	K. KIVRIK			16,500
	KS100.24.03	76x13	745-745	K. DÜZ			11,260
	KS100.24.04	76x13	658-658	K. DÜZ			10,000
	KS100.24.05	76x13	572-572	K. DÜZ			8,700
	KS100.24.06	76x13	486-486	K. DÜZ			7,300
	KS100.24.07	76x13	400-400	K. DÜZ			6,000
	KS100.24.08	76x13	312-312	K. DÜZ			4,700
	KS100.24.09	76x13	226-226	K. DÜZ			3,400
	KS100.24.10	76x13	140-140	K. DÜZ			2,000

Ref. No. : 93CT5310AB / 93CT5310BA / 95CT5310AA / 98CT5310BA

Avrupa Kodu:

KS100.26.00	CARGO 25-17 / 25-20 / 25-24 ARKA (KASALI)	Dikmen No	M (mm)	A-B (mm)	C (mm)	ØD (ØxØxmm)	AĞIRLIK Weight(kg)
	KS100.26.00	Komple Makas			100	76xØ38x Ø31,75	79,000
	KS100.26.01	76x14	726,5-575	K. BURÇLU			11,800
	KS100.26.02	76x14	945-605	K. KIVRIK			12,540
	KS100.26.03	76x14	725-450	K. SÜZME			9,200
	KS100.26.04	76x14	655-425	K. SÜZME			8,520
	KS100.26.05	76x14	590-395	K. SÜZME			7,600
	KS100.26.06	76x14	527-371	K. SÜZME			7,000
	KS100.26.07	76x14	463-353	K. SÜZME			6,200
	KS100.26.08	76x14	397-325	K. SÜZME			5,440
	KS100.26.09	76x14	330-250	K. DÜZ			4,700
	KS100.26.10	76x14	265-130	K. DÜZ			3,200
	KS100.26.11	76x14	100-100	K. DÜZ			2,000

Ref. No. :

Avrupa Kodu:

KS100.27.00	CARGO 25 / 17-20 / 25-24 İLAVE DİNGİL	Dikmen No	M (mm)	A-B (mm)	C (mm)	ØD (ØxØxmm)	AĞIRLIK Weight(kg)
	KS100.27.00	Komple Makas			150		66,200
	KS100.27.01	76x14	617-833	K. KIVRIK			11,880
	KS100.27.02	76x14	628-852	K. KIVRIK			12,000
	KS100.27.03	76x14	502-720	K. SÜZME			9,520
	KS100.27.04	76x14	442-662	K. SÜZME			8,600
	KS100.27.05	76x14	382-604	K. SÜZME			7,600
	KS100.27.06	76x14	322-544	K. DÜZ			7,000
	KS100.27.07	76x14	262-482	K. DÜZ			6,000
	KS100.27.08	76x14	160-160	K. DÜZ			2,600

Ref. No. : 90CT5560CA

Avrupa Kodu:



A :Sağ Mesafe / Right Distance
 B :Sol Mesafe / Left Distance
 C :Kavis- Ticari Sınıf / Curve- Commercial Class
 D :Burç Ölçüleri / Bush Dimension
 M :Malzeme Ebatı / Material Dimension

KS100.28.00	CARGO 25 / 17-20 / 25-24 İLAVE DİNGİL (D. KAVİS)	Dikmen No	M (mm)	A-B (mm)	C (mm)	ØD (Øx Øxmm)	AĞIRLIK Weight(kg)
		KS100.28.00	Komple Makas		140		66,200
		KS100.28.01	76x14	613-815	K. KIVRIK		11,700
		KS100.28.02	76x14	637-835	K. KIVRIK		12,000
		KS100.28.03	76x14	502-720	K. SÜZME		9,500
		KS100.28.04	76x14	442-662	K. SÜZME		8,500
		KS100.28.05	76x14	382-604	K. SÜZME		7,700
		KS100.28.06	76x14	322-544	K. DÜZ		7,000
		KS100.28.07	76x14	262-482	K. DÜZ		6,000
		KS100.28.08	76x14	160-160	K. DÜZ		2,600

Ref. No. :

Avrupa Kodu:

KS100.30.00	CARGO 25-24 (KASALI) - 32-30 (2. DİNGİL) ÖN	Dikmen No	M (mm)	A-B (mm)	C (mm)	ØD (Øx Øxmm)	AĞIRLIK Weight(kg)
		KS100.30.00	Komple Makas		115	76xØ38x Ø31,80	99,000
		KS100.30.01	76x12	840-840	K. BURÇLU		13,660
		KS100.30.02	76x12	1005-915	K. KIVRIK		13,140
		KS100.30.03	76x12	720-720	K. DÜZ		10,000
		KS100.30.04	76x12	660-660	K. DÜZ		9,200
		KS100.30.05	76x12	600-600	K. DÜZ		8,400
		KS100.30.06	76x12	540-540	K. DÜZ		7,600
		KS100.30.07	76x12	480-480	K. DÜZ		6,700
		KS100.30.08	76x14	440-440	K. DÜZ		6,600
		KS100.30.09	76x14	390-390	K. DÜZ		6,200
		KS100.30.10	76x14	340-340	K. DÜZ		5,450
		KS100.30.11	76x14	290-290	K. DÜZ		4,600
		KS100.30.12	76x14	240-240	K. DÜZ		3,800
		KS100.30.13	76x6	65-85	K. DÜZ	0,500	

Ref. No. : 3C465310AA / 3C465310C

Avrupa Kodu:

KS100.31.00	CARGO 26-21 ARKA	Dikmen No	M (mm)	A-B (mm)	C (mm)	ØD (Øx Øxmm)	AĞIRLIK Weight(kg)
		KS100.31.00	Komple Makas		100 - 85		108,000
		KS100.37.01	76x11	606-365	K. DÜZ		6,200
		KS100.37.02	76x11	545-310	K. SÜZME		5,300
		KS100.37.03	76x11	445-250	K. SÜZME		4,200
		KS100.37.04	76x11	365-195	K. SÜZME		3,500
		KS100.37.05	76x11	285-140	K. DÜZ		2,720
		KS100.37.06	76x11	85-85	K. DÜZ		1,000
		KS100.31.01	76x14	720-535	K. BURÇLU	"76xØ38x Ø31,80"	11,500
		KS100.31.02	76x14	935-560	K. KIVRIK		12,100
		KS100.31.03	76x14	723-455	K. SÜZME		9,300
		KS100.31.04	76x14	700-415	K. SÜZME		9,000
		KS100.31.05	76x14	655-380	K. SÜZME		8,200
		KS100.31.06	76x14	590-340	K. SÜZME		7,100
		KS100.31.07	76x14	525-300	K. SÜZME		6,300
		KS100.31.08	76x14	460-260	K. SÜZME		5,500
		KS100.31.09	76x14	395-220	K. SÜZME		4,700
		KS100.31.10	76x14	330-180	K. SÜZME		3,800
		KS100.31.11	76x14	266-140	K. SÜZME		3,100
		KS100.31.12	76x14	100-100	K. DÜZ		1,600

Ref. No. : 97CT5560AB

Avrupa Kodu:



A :Sağ Mesafe / Right Distance
 B :Sol Mesafe / Left Distance
 C :Kavis- Ticari Sınıf / Curve- Commercial Class
 D :Burç Ölçüleri / Bush Dimension
 M :Malzeme Ebatı / Material Dimension

KS100.33.00	CARGO 26-21 / 25-30 / 32-30 İLAVE DİNGİL	Dikmen No	M (mm)	A-B (mm)	C (mm)	ØD (Øx Øxmm)	AĞIRLIK Weight(kg)
		KS100.33.00	Komple Makas		150		81,600
		KS100.33.01	76x14	835-578	K. DÜZ		11,500
		KS100.33.02	76x14	860-600	K. KIVRIK		11,900
		KS100.33.03	76x14	720-505	K. SÜZME		9,500
		KS100.33.04	76x14	665-470	K. SÜZME		8,650
		KS100.33.05	76x14	635-440	K. SÜZME		8,300
		KS100.33.06	76x14	604-412	K. SÜZME		7,700
		KS100.33.07	76x14	575-382	K. SÜZME		7,300
		KS100.33.08	76x14	542-320	K. SÜZME		6,500
		KS100.33.09	76x14	482-262	K. DÜZ		6,000
		KS100.33.10	76x14	160-160	K. DÜZ		2,600

Ref. No. : 95CT5560BC

Avrupa Kodu:

KS100.36.00	CARGO 32-30 ARKA	Dikmen No	M (mm)	A-B (mm)	C (mm)	ØD (Øx Øxmm)	AĞIRLIK Weight(kg)
		KS100.36.00	Komple Makas		100 - 85		110,750
		KS100.37.01	76x11	606-365	K. DÜZ		6,200
		KS100.37.02	76x11	545-310	K. SÜZME		5,300
		KS100.37.03	76x11	445-250	K. SÜZME		4,200
		KS100.37.04	76x11	365-195	K. SÜZME		3,500
		KS100.37.05	76x11	285-140	K. DÜZ		2,720
		KS100.37.06	76x11	85-85	K. DÜZ		1,000
		KS100.36.01	76x14	728-555	K. BURÇLU	"76xØ38x Ø31,80"	11,900
		KS100.36.02	76x14	955-580	K. KIVRIK		12,500
		KS100.36.03	76x14	720-500	K. SÜZME		9,600
		KS100.36.04	76x14	700-460	K. SÜZME		8,900
		KS100.36.05	76x14	660-420	K. SÜZME		8,500
		KS100.36.06	76x14	590-380	K. SÜZME		7,200
		KS100.36.07	76x14	520-340	K. SÜZME		6,200
		KS100.36.08	76x14	450-300	K. SÜZME		5,700
		KS100.36.09	76x14	395-255	K. SÜZME		4,800
		KS100.36.10	76x14	330-215	K. SÜZME		4,000
		KS100.36.11	76x14	265-175	K. SÜZME		3,240
		KS100.36.12	76x14	200-135	K. DÜZ		2,700

Ref. No. :

Avrupa Kodu:

KS100.38.00	CARGO 18-24 ARKA	Dikmen No	M (mm)	A-B (mm)	C (mm)	ØD (Øx Øxmm)	AĞIRLIK Weight(kg)
		KS100.38.00	Komple Makas		110	"76xØ38x Ø31,80"	90,000
		KS100.38.01	76x12	720-860	K. BURÇLU		12,000
		KS100.38.02	76x11	925-860	K. KIVRIK		10,500
		KS100.38.03	76x10	770-860	K. KIVRIK		9,550
		KS100.38.04	76x10	670-860	K. DÜZ		9,000
		KS100.38.05	76x10	620-670	K. DÜZ		7,600
		KS100.38.06	76x10	595-620	K. DÜZ		7,100
		KS100.38.07	76x10	535-570	K. DÜZ		6,500
		KS100.38.08	76x10	480-520	K. DÜZ		5,900
		KS100.38.09	76x10	430-480	K. SÜZME		5,200
		KS100.38.10	76x10	380-440	K. SÜZME		4,700
		KS100.38.11	76x10	330-390	K. SÜZME		4,100
		KS100.38.12	76x10	280-340	K. SÜZME		3,500

Ref. No. : 95CT5560BC

Avrupa Kodu:



A :Sağ Mesafe / Right Distance
 B :Sol Mesafe / Left Distance
 C :Kavis- Ticari Sınıf / Curve- Commercial Class
 D :Burç Ölçüleri / Bush Dimension
 M :Malzeme Ebatı / Material Dimension

KS100.39.00	CARGO 35-30 TERS MAKAS ARKA	Dikmen No	M (mm)	A-B (mm)	C (mm)	ØD (Øx Øxmm)	AĞIRLIK Weight(kg)
		KS100.39.00	Komple Makas		60		225,000
		KS100.39.01	90x24	815-815	K. DÜZ		26,320
		KS100.39.02	90x20	775-775	K. DÜZ		21,000
		KS100.39.03	90x20	775-775	K. DÜZ		21,000
		KS100.39.04	90x20	775-775	K. DÜZ		21,000
		KS100.39.05	90x20	635-635	K. DÜZ		17,600
		KS100.39.06	90x20	585-585	K. DÜZ		16,100
		KS100.39.07	90x20	585-585	K. DÜZ		15,940
		KS100.39.08	90x20	540-540	K. DÜZ		14,800
		KS100.39.09	90x20	485-485	K. DÜZ		13,300
		KS100.39.10	90x20	430-430	K. DÜZ		11,750
		KS100.39.11	90x20	390-390	K. DÜZ		10,650
		KS100.39.12	90x20	340-340	K. DÜZ		9,300
		KS100.39.13	90x20	285-285	K. DÜZ		7,800
		KS100.39.14	90x20	240-240	K. DÜZ		6,500
		KS100.39.15	90x20	190-190	K. DÜZ		5,200
		KS100.39.16	90x20	140-140	K. DÜZ		3,800

Ref. No. :

Avrupa Kodu:

KS100.40.00	CARGO 35-30 TERS MAKAS ARKA	Dikmen No	M (mm)	A-B (mm)	C (mm)	ØD (Øx Øxmm)	AĞIRLIK Weight(kg)
		KS100.40.00	Komple Makas		50	"90xØ38x Ø31,8"	103,900
		KS100.40.01	90x16	720-555	K. BURÇLU		15,600
		KS100.40.02	90x16	955-585	K. KIVRIK		16,400
		KS100.40.03	90x16	725-492	K. SÜZME		12,600
		KS100.40.04	90x13	700-450	K. SÜZME		9,600
		KS100.40.05	90x13	655-405	K. SÜZME		9,120
		KS100.40.06	90x13	590-375	K. SÜZME		8,360
		KS100.40.07	90x13	525-335	K. SÜZME		7,400
		KS100.40.08	90x13	460-290	K. SÜZME		6,300
		KS100.40.09	90x13	395-355	K. SÜZME		5,400
		KS100.40.10	90x13	330-215	K. SÜZME		4,500
		KS100.40.11	90x13	265-165	K. SÜZME		3,400
		KS100.40.12	90x13	200-135	K. DÜZ		3,000

Ref. No. :

Avrupa Kodu:

KS100.43.00	CARGO 34-30 ÖN	Dikmen No	M (mm)	A-B (mm)	C (mm)	ØD (Øx Øxmm)	AĞIRLIK Weight(kg)
		KS100.43.00	Komple Makas		140	"90xØ42x Ø30,40"	143,000
		KS100.43.01	90x17	840-840	K. BURÇLU		23,100
		KS100.43.02	90x17	1060-920	K. KIVRIK	"90xØ32x Ø25,40"	22,550
		KS100.43.03	90x17	740-740	K. DÜZ		17,340
		KS100.43.04	90x17	673-673	K. DÜZ		15,700
		KS100.43.05	90x15	606-606	K. DÜZ		12,500
		KS100.43.06	90x15	540-540	K. DÜZ		11,080
		KS100.43.07	90x15	473-473	K. DÜZ		9,700
		KS100.43.08	90x15	405-405	K. DÜZ		8,300
		KS100.43.09	90x15	339-339	K. DÜZ		7,000
		KS100.43.10	90x15	272-272	K. DÜZ		5,500
		KS100.43.11	90x15	205-205	K. DÜZ		4,200
		KS100.43.12	90x15	138-138	K. DÜZ		2,800

Ref. No. : 6C465310AC

Avrupa Kodu:



KS100.44.00	CARGO 25-30 / 32-30S ÖN	Dikmen No	M (mm)	A-B (mm)	C (mm)	ØD (Øx Øxmm)	AĞIRLIK Weight(kg)
		KS100.44.00	Komple Makas		175	"76xØ32 xØ25.20"	101,000
		KS100.44.01	76x15	840-840	K. BURÇLU		17,500
		KS100.44.02	76x15	1024-930	K. KIVRIK	"76xØ32 xØ25.20"	16,800
		KS100.44.03	76x13	770-770	K. DÜZ		11,900
		KS100.44.04	76x13	745-745	K. DÜZ		11,500
		KS100.44.05	76x13	658-658	K. DÜZ		10,200
		KS100.44.06	76x13	577-577	K. DÜZ		8,900
		KS100.44.07	76x13	486-486	K. DÜZ		7,500
		KS100.44.08	76x13	400-400	K. DÜZ		6,500
		KS100.44.09	76x13	312-312	K. DÜZ		4,800
		KS100.44.10	76x13	266-266	K. DÜZ		3,500
		KS100.44.11	76x13	140-140	K. DÜZ		2,100

Ref. No. :

Avrupa Kodu:

KS100.45.00	CARGO 32-35C / 40-30 İLAVE DİNGİL	Dikmen No	M (mm)	A-B (mm)	C (mm)	ØD (Øx Øxmm)	AĞIRLIK Weight(kg)
		KS100.45.00	Komple Makas		60		90,000
		KS100.45.01	90x14	580-840	K. DÜZ		13,100
		KS100.45.02	90x14	603-863	K. KIVRIK		13,800
		KS100.45.03	90x14	502-720	K. SÜZME		11,900
		KS100.45.04	90x13	472-652	K. SÜZME		10,900
		KS100.45.05	90x13	442-634	K. SÜZME		1,400
		KS100.45.06	90x13	412-610	K. SÜZME		9,900
		KS100.45.07	90x13	382-575	K. SÜZME		9,300
		KS100.45.08	90x13	322-544	K. SÜZME		8,400
		KS100.45.09	90x13	262-482	K. SÜZME		7,200
		KS100.45.10	90x13	160-250	K. DÜZ		4,000
		KS100.44.11	76x13	140-140	K. DÜZ		2,100

Ref. No. :

Avrupa Kodu:

KS100.46.00	CARGO 32-35 ÖN	Dikmen No	M (mm)	A-B (mm)	C (mm)	ØD (Øx Øxmm)	AĞIRLIK Weight(kg)
		KS100.46.00	Komple Makas		120	"81xØ60x Ø24"	107,500
		PS100.16.01	76x22	820-875	P. BURÇLU		22,400
		KS100.46.02	76x15	1095-900	K. KIVRIK		16,900
		KS100.46.03	76x15	725-775	K. DÜZ		13,400
		KS100.46.04	76x15	645-695	K. DÜZ		12,000
		KS100.46.05	76x15	565-615	K. DÜZ		10,500
		KS100.46.06	76x15	485-535	K. DÜZ		9,200
		KS100.46.07	76x15	400-455	K. DÜZ		7,600
		KS100.46.08	76x15	320-375	K. DÜZ		6,200
		KS100.46.09	76x15	240-295	K. DÜZ		4,800
		KS100.46.10	76x15	180-215	K. DÜZ		3,500

Ref. No. :

Avrupa Kodu:

KS100.47.00	CARGO 2014 ARKA	Dikmen No	M (mm)	A-B (mm)	C (mm)	ØD (Øx Øxmm)	AĞIRLIK Weight(kg)
		KS100.47.00	Komple Makas		120	Ø38	
		KS100.47.01	76x14	720-820	K. KIVRIK		14,100
		KS100.47.02	76x14	938-820	K. KIVRIK		14,300
		KS100.47.03	76x14	595-595	K. SÜZME		9,500
		KS100.47.04	76x14	470-470	K. SÜZME		7,400
		KS100.47.05	76x14	345-345	K. SÜZME	5,300	

Ref. No. :

Avrupa Kodu:



A :Sağ Mesafe / Right Distance
 B :Sol Mesafe / Left Distance
 C :Kavis- Ticari Sınıf / Curve- Commercial Class
 D :Burç Ölçüleri / Bush Dimension
 M :Malzeme Ebatı / Material Dimension

KS100.48.00	CARGO 35-36 ARKA	Dikmen No	M (mm)	A-B (mm)	C (mm)	ØD (Øx Øxmm)	AĞIRLIK Weight(kg)
		KS100.48.00	Komple Makas		74		225,000
		KS100.48.01	100x24	780-780	K.DÜZ		28,400
		KS100.48.02	100x21	780-780	K.DÜZ		25,200
		KS100.48.03	100x21	780-780	K.DÜZ		25,000
		KS100.48.04	100x21	565-565	K.DÜZ		18,600
		KS100.48.05	100x21	540-540	K.DÜZ		17,800
		KS100.48.06	100x21	500-500	K.DÜZ		16,500
		KS100.48.07	100x21	460-460	K.DÜZ		15,100
		KS100.48.08	100x21	420-420	K.DÜZ		13,800
		KS100.48.09	100x21	380-380	K.DÜZ		12,500
		KS100.48.10	100x21	340-340	K.DÜZ		11,200
		KS100.48.11	100x21	300-300	K.DÜZ		9,900
		KS100.48.12	100x21	245-245	K.DÜZ		8,100
		KS100.48.13	100x21	220-220	K.DÜZ		7,200
		KS100.48.14	100x21	185-185	K.DÜZ		6,100
		KS100.48.15	100x21	150-150	K.DÜZ		4,900

Ref. No. : 9C465560BC

Avrupa Kodu:

KS100.49.00	CARGO 35-36 ARKA	Dikmen No	M (mm)	A-B (mm)	C (mm)	ØD (Øx Øxmm)	AĞIRLIK Weight(kg)
		KS100.49.00	Komple Makas		100		221,500
		KS100.49.01	100x24	775-775	K.DÜZ		28,500
		KS100.49.02	100x21	740-740	K.DÜZ		24,500
		KS100.49.02	100x21	740-740	K.DÜZ		24,500
		KS100.49.04	100x21	570-570	K.DÜZ		18,400
		KS100.49.05	100x21	540-540	K.DÜZ		17,400
		KS100.49.06	100x21	500-500	K.DÜZ		16,000
		KS100.49.07	100x21	465-465	K.DÜZ		15,000
		KS100.49.08	100x21	425-425	K.DÜZ		13,800
		KS100.49.09	100x21	380-380	K.DÜZ		12,200
		KS100.49.10	100x21	340-340	K.DÜZ		11,000
		KS100.49.11	100x21	300-300	K.DÜZ		9,750
		KS100.49.12	100x21	260-260	K.DÜZ		8,400
		KS100.49.13	100x21	220-220	K.DÜZ		7,000
		KS100.49.14	100x21	180-180	K.DÜZ		5,700
		KS100.49.15	100x21	140-140	K.DÜZ		4,300

Ref. No. :

Avrupa Kodu:

KS100.50.00	CARGO 18-24 ARKA	Dikmen No	M (mm)	A-B (mm)	C (mm)	ØD (Øx Øxmm)	AĞIRLIK Weight(kg)
		KS100.50.00	Komple Makas		120		
		KS100.50.01	76x15	720-860	K. BURÇLU	"76xØ38 xØ32,10"	15,100
		KS100.50.02	76x15	720-860	K. KIVRIK		15,700
		KS100.50.03	76x15	755-860	K. DÜZ		14,400
		KS100.50.04	76x15	665-665	K. SÜZME		11,700
		KS100.50.05	76x15	605-605	K. SÜZME		10,700
		KS100.50.06	76x15	545-545	K. SÜZME		9,650
		KS100.50.07	76x15	485-485	K. SÜZME		8,550
		KS100.50.08	76x15	425-425	K. SÜZME		7,500


Ref. No. :

Avrupa Kodu:

BMC

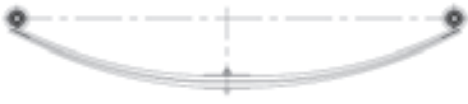


A :Sağ Mesafe / Right Distance
 B :Sol Mesafe / Left Distance
 C :Kavis- Ticari Sınıf / Curve- Commercial Class
 D :Burç Ölçüleri / Bush Dimension
 M :Malzeme Ebatı / Material Dimension

PS200.01.00	LEVEND LÜX ARKA	Dikmen No	M (mm)	A-B (mm)	C (mm)	ØD (Øx Øxmm)	AĞIRLIK Weight(kg)
	PS200.01.00	Komple Makas			175	"Ø16xØ47x 57x63"	19,500
	PS200.01.01	57x10	597-597	P. BURÇLU	7,220		
	PS200.01.02	57x16	595-595	P. DÜZ	5,400		
	PS200.01.03	57x20	490-490	P. DÜZ	6,500		

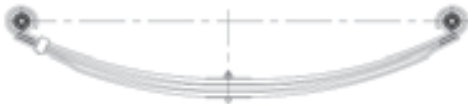
Ref. No. : 51RS700396

Avrupa Kodu:

PS200.02.00	BMC 111 ÖN	Dikmen No	M (mm)	A-B (mm)	C (mm)	ØD (Øx Øxmm)	AĞIRLIK Weight(kg)
	PS200.02.00	Komple Makas			155	"Ø16xØ47x 57x63"	12,300
	PS200.02.01	57x16	550-597	P. BURÇLU	6,960		
	PS200.02.02	57x16	555-600	P. DÜZ	5,000		


Ref. No. : 51RS700395 / 51RS700702

Avrupa Kodu:

PS200.02.00.T	BMC 111 ÖN (TAKVİYELİ)	Dikmen No	M (mm)	A-B (mm)	C (mm)	ØD (Øx Øxmm)	AĞIRLIK Weight(kg)
	PS200.02.00.T	Komple Makas			155	"Ø16xØ47x 57x63"	17,500
	PS200.02.01	57x16	550-597	P. BURÇLU	6,960		
	PS200.02.02.T	57x16	740-785	P. KIVRIK	5,200		
	PS200.02.02	57x16	555-600	P. DÜZ	5,000		


Ref. No. :

Avrupa Kodu:

PS200.03.00	BMC 111 ARKA	Dikmen No	M (mm)	A-B (mm)	C (mm)	ØD (Øx Øxmm)	AĞIRLIK Weight(kg)
	PS200.03.00	Komple Makas			165	"Ø16xØ47x 57x63"	19,500
	PS200.03.01	57x10	597-597	K. BURÇLU	7,140		
	PS200.03.02	57x16	595-595	P. DÜZ	5,500		
	PS200.01.03	57x20	490-490	P. DÜZ	6,500		


Ref. No. : 51RS700722

Avrupa Kodu:

PS200.03.00.T	BMC 111 ARKA (TAKVİYELİ)	Dikmen No	M (mm)	A-B (mm)	C (mm)	ØD (Øx Øxmm)	AĞIRLIK Weight(kg)
	PS200.03.00.T	Komple Makas			175	"Ø16xØ47x 57x63"	25,500
	PS200.03.01	57x10	597-597	K. BURÇLU	7,140		
	PS200.03.02.T	57x10	655-655	K. KIVRIK	5,440		
	PS200.03.02	57x16	595-595	P. DÜZ	5,500		
	PS200.01.03	57x20	490-490	P. DÜZ	6,500		

Ref. No. :

Avrupa Kodu:

PS200.04.00	BMC MEGASTAR ARKA	Dikmen No	M (mm)	A-B (mm)	C (mm)	ØD (Øx Øxmm)	AĞIRLIK Weight(kg)
	PS200.04.00	Komple Makas			105	"76xØ47 xØ16"	19,500
	PS200.04.01	70x18	665-670	P. BURÇLU	10,500		
	PS200.04.02	70x18	670-675	P. DÜZ	8,420		

Ref. No. : 51RS700562

Avrupa Kodu:



A :Sağ Mesafe / Right Distance
 B :Sol Mesafe / Left Distance
 C :Kavis- Ticari Sınıf / Curve- Commercial Class
 D :Burç Ölçüleri / Bush Dimension
 M :Malzeme Ebatı / Material Dimension

PS200.04.00.T	BMC MEGASTAR ARKA (TAKVİYELİ)	Dikmen No	M (mm)	A-B (mm)	C (mm)	ØD (Øx Øxmm)	AĞIRLIK Weight(kg)
		PS200.04.00.T	Komple Makas		105	"76xØ47 xØ16"	28,500
		PS200.04.01	70x18	665-670	P. BURÇLU		10,500
		PS200.04.02.T	70x18	870-670	P. KIVRIK		9,100
		PS200.04.02	70x18	670-675	P. DÜZ		8,420

Ref. No. :

Avrupa Kodu:

PS200.05.00	PROFESYONEL AVARE DİNGİL	Dikmen No	M (mm)	A-B (mm)	C (mm)	ØD (Øx Øxmm)	AĞIRLIK Weight(kg)
		PS200.05.00	Komple Makas		63	"102xØ57 xØ30"	23,500
		PS200.05.01	100x50	535-105	P. BURÇLU		23,000

Ref. No. :

Avrupa Kodu:

PS200.06.00	PROFESYONEL ÖN	Dikmen No	M (mm)	A-B (mm)	C (mm)	ØD (Øx Øxmm)	AĞIRLIK Weight(kg)
		PS200.06.00	Komple Makas		115	Ø44	75,000
		PS200.06.01	100x20	835-835	P. KIVRIK		20,100
		PS200.06.02	100x20	1060-1060	P. KIVRIK		18,920
		PS200.06.03	100x20	850-850	P. DÜZ		17,200
		PS200.06.04	100x22	875-875	P. DÜZ		18,400

Ref. No. : 52RS002186 / 52RS01276

Avrupa Kodu:

PS200.07.00	PROFESYONEL 522 ÖN	Dikmen No	M (mm)	A-B (mm)	C (mm)	ØD (Øx Øxmm)	AĞIRLIK Weight(kg)
		PS200.07.00	Komple Makas		145	Ø44	54,000
		PS200.07.01	90x32	900-900	P. KIVRIK		27,280
		PS200.07.02	90x32	1120-945	P. KIVRIK		25,800

Ref. No. : 52RS01362

Avrupa Kodu:

PS200.08.00	PROFESYONEL 522 ARKA	Dikmen No	M (mm)	A-B (mm)	C (mm)	ØD (Øx Øxmm)	AĞIRLIK Weight(kg)
		PS200.08.00	Komple Makas		80	100xØ45	62,000
		PS200.08.01	90x20	590-650	P. BURÇLU		14,000
		PS200.08.02	90x20	810-650	P. KIVRIK		13,000
		PS200.08.03	90x20	595-650	P. DÜZ		11,000
		PS200.08.04	90x20	595-650	P. DÜZ		11,000
		PS200.08.05	90x20	595-710	P. KIVRIK		12,100

Ref. No. : 52RS006847 / 52RS001361

Avrupa Kodu:


PS200.09.00	PROFESYONEL 522 İLAVE DİNGİL	Dikmen No	M (mm)	A-B (mm)	C (mm)	ØD (Øx Øxmm)	AĞIRLIK Weight(kg)
		PS200.09.00	Komple Makas		85		52,000
		PS200.09.01	90x15	730-545	P. DÜZ		9,680
		PS200.09.02	90x15	680-500	P. DÜZ		9,000
		PS200.09.03	90x15	680-500	P. DÜZ		8,200
		PS200.09.04	90x15	680-500	P. DÜZ		8,200
		PS200.09.05	90x15	730-730	P. KIVRIK		9,500

Ref. No. : 52RS006863

Avrupa Kodu:




A :Sağ Mesafe / Right Distance
 B :Sol Mesafe / Left Distance
 C :Kavis- Ticari Sınıf / Curve- Commercial Class
 D :Burç Ölçüleri / Bush Dimension
 M :Malzeme Ebatı / Material Dimension

PS200.10.00	PROFESYONEL 518 ARKA	Dikmen No	M (mm)	A-B (mm)	C (mm)	ØD (Øx Øxmm)	AĞIRLIK Weight(kg)
	PS200.10.00	Komple Makas			115	85x36x M26	50,000
	PS200.10.01	76x26	750-750	P. BURÇLU			17,300
	PS200.10.02	76x26	980-777	P. KIVRIK			16,100
	PS200.10.03	76x26	770-770	P. DÜZ			14,800

Ref. No. :

Avrupa Kodu:

PS200.11.00	PROFESYONEL 518 ÖN	Dikmen No	M (mm)	A-B (mm)	C (mm)	ØD (Øx Øxmm)	AĞIRLIK Weight(kg)
	PS200.11.00	Komple Makas			160	Ø36,5	38,000
	PS200.11.01	76x26	850-850	P. BURÇLU			17,450
	PS200.11.02	76x26	1055-875	P. KIVRIK			17,300

Ref. No. :

Avrupa Kodu:

PS200.13.00	PROFESYONEL 940 ÖN	Dikmen No	M (mm)	A-B (mm)	C (mm)	ØD (Øx Øxmm)	AĞIRLIK Weight(kg)
	PS200.13.00	Komple Makas			90	Ø44	104,000
	PS200.13.01	100x22	825-825	P. KIVRIK			25,400
	PS200.13.02	100x22	915-850	P. DÜZ			19,200
	PS200.13.03	100x22	850-850	P. DÜZ			19,300
	PS200.13.04	100x22	850-850	P. DÜZ			19,100
	PS200.13.05	100x22	850-850	P. DÜZ			18,900


Ref. No. :

Avrupa Kodu:

PS200.14.00	PROFESYONEL 940 ARKA	Dikmen No	M (mm)	A-B (mm)	C (mm)	ØD (Øx Øxmm)	AĞIRLIK Weight(kg)
	PS200.14.00	Komple Makas			0		135,000
	PS200.14.01	100x37	800-800	P. KIVRIK			31,380
	PS200.14.02	100x37	735-735	P. DÜZ			25,800
	PS200.14.03	100x37	735-735	P. DÜZ			25,800
	PS200.14.04	100x37	735-735	P. DÜZ			25,800
	PS200.14.05	100x37	735-735	P. DÜZ			25,800

Ref. No. : 52RS022501

Avrupa Kodu:

PS200.15.00	PROFESYONEL 625 ARKA	Dikmen No	M (mm)	A-B (mm)	C (mm)	ØD (Øx Øxmm)	AĞIRLIK Weight(kg)
	PS200.15.00	Komple Makas			140	Ø44,70	50,000
	PS200.15.01	90x27	870-870	P. BURÇLU			23,800
	PS200.15.02	90x27	1105-920	P. KIVRIK			22,400

Ref. No. :

Avrupa Kodu:



A :Sağ Mesafe / Right Distance
 B :Sol Mesafe / Left Distance
 C :Kavis- Ticari Sınıf / Curve- Commercial Class
 D :Burç Ölçüleri / Bush Dimension
 M :Malzeme Ebatı / Material Dimension

KS200.04.00	TM 30 ÖN (E.M.)	Dikmen No	M (mm)	A-B (mm)	C (mm)	ØD (ØxØxmm)	AĞIRLIK Weight(kg)
		KS200.04.00	Komple Makas		110	Ø28,5	
		KS200.04.01	57x9	593-555	K. KIVRIK		5,250
		KS200.04.02	57x9	625-585	K. KIVRIK		4,800

Ref. No. : Avrupa Kodu:

KS200.05.00	TM 30 ÖN (Y.M.)	Dikmen No	M (mm)	A-B (mm)	C (mm)	ØD (ØxØxmm)	AĞIRLIK Weight(kg)
		KS200.05.00	Komple Makas		120	"Ø13xØ47x63-57"	18,500
		KS200.05.01	57x9	551-597	K. BURÇLU		5,720
		KS200.05.02	57x9	633-587	K. KIVRIK		4,550
		KS200.05.03	57x9	415-449	K. DÜZ		3,200
		KS200.05.04	57x9	261-281	K. DÜZ		2,120
		KS200.05.05	57x9	162-152	K. DÜZ		1,200

Ref. No. : M4C1073 Avrupa Kodu:

KS200.06.00	TM 30 ARKA (Y.M.)	Dikmen No	M (mm)	A-B (mm)	C (mm)	ØD (ØxØxmm)	AĞIRLIK Weight(kg)
		KS200.06.00	Komple Makas		102	"Ø13xØ47x63-57"	25,000
		KS200.06.01	57x7	597-597	K. BURÇLU		4,500
		KS200.06.02	57x7	630-630	K. KIVRIK		3,700
		KS200.06.03	57x8	513-513	K. DÜZ		3,600
		KS200.06.04	57x8	463-463	K. DÜZ		3,200
		KS200.06.05	57x8	400-400	K. DÜZ		2,700
		KS200.06.06	57x8	325-325	K. DÜZ		2,300
		KS200.06.07	57x8	250-250	K. DÜZ		1,800
		KS200.06.08	57x8	175-175	K. DÜZ		1,300

Ref. No. : M4C2033 Avrupa Kodu:

KS200.07.00	BMC LEVEND ÖN	Dikmen No	M (mm)	A-B (mm)	C (mm)	ØD (ØxØxmm)	AĞIRLIK Weight(kg)
		KS200.07.00	Komple Makas		120	"Ø13xØ47x63-57"	15,500
		KS200.07.01.İ	57x7	551-597	K. BURÇLU		4,410
		KS200.07.02	57x7	585-631	K. KIVRIK		3,600
		KS200.07.03	57x7	492-539	K. DÜZ		2,800
		KS200.07.04	57x7	261-281	K. DÜZ		1,800
		KS200.07.05	57x7	152-162	K. DÜZ		1,200


Ref. No. : 7M85162 / 7M88007 / 51RS700001 Avrupa Kodu:

KS200.08.00	BMC LEVEND ARKA	Dikmen No	M (mm)	A-B (mm)	C (mm)	ØD (ØxØxmm)	AĞIRLIK Weight(kg)
		KS200.08.00	Komple Makas		135	"Ø13xØ47x63-57"	36,400
		KS200.08.01.İ	57x7	597-597	K. BURÇLU		4,500
		KS200.08.02	57x7	630-630	K. KIVRIK		3,700
		KS200.08.03	57x7	558-558	K. DÜZ		3,340
		KS200.08.04	57x7	511-511	K. DÜZ		3,000
		KS200.08.05	57x7	468-468	K. DÜZ		2,900
		KS200.08.06	57x8	425-425	K. DÜZ		3,400
		KS200.08.07	57x8	382-382	K. DÜZ		3,100
		KS200.08.08	57x8	339-339	K. DÜZ		2,700
		KS200.08.09	57x8	296-296	K. DÜZ		2,400
		KS200.08.10	57x8	253-253	K. DÜZ		2,100
		KS200.08.11	57x8	210-210	K. DÜZ		1,600
		KS200.08.12	57x8	167-167	K. DÜZ		1,300

Ref. No. : 7M65983 Avrupa Kodu:




A :Sağ Mesafe / Right Distance
 B :Sol Mesafe / Left Distance
 C :Kavis- Ticari Sınıf / Curve- Commercial Class
 D :Burç Ölçüleri / Bush Dimension
 M :Malzeme Ebatı / Material Dimension

KS200.09.00	LEVEND L 30 ÖN	Dikmen No	M (mm)	A-B (mm)	C (mm)	ØD (Øx Øxmm)	AĞIRLIK Weight(kg)
	KS200.09.00	Komple Makas			110	Ø46,5	18,500
	KS200.09.01	57x7	551-597	K. BURÇLU			4,600
	KS200.09.02	57x7	585-631	K. KIVRIK			3,800
	KS200.09.03	57x7	492-539	K. DÜZ			3,200


Ref. No. :

Avrupa Kodu:

KS200.11.00	FATİH 105-8 ÖN	Dikmen No	M (mm)	A-B (mm)	C (mm)	ØD (Øx Øxmm)	AĞIRLIK Weight(kg)
	KS200.11.00	Komple Makas			105	"76xØ32x Ø25,3"	65,000
	KS200.11.01	76x11	615-798	K. BURÇLU			10,900
	KS200.11.02	76x11	665-848	K. KIVRIK			9,600
	KS200.11.03	76x11	575-735	K. DÜZ			8,300
	KS200.11.04	76x10	506-644	K. DÜZ			7,600
	KS200.11.05	76x10	445-577	K. DÜZ			6,000
	KS200.11.06	76x10	404-510	K. DÜZ			5,400
	KS200.11.07	76x10	354-443	K. DÜZ			4,700
	KS200.11.08	76x10	304-376	K. DÜZ			4,000
	KS200.11.09	76x10	253-309	K. DÜZ			3,300
KS200.11.10	76x10	203-242	K. DÜZ		2,600		

Ref. No. : 7K67050

Avrupa Kodu:

KS200.12.00	FATİH 105-8 ARKA	Dikmen No	M (mm)	A-B (mm)	C (mm)	ØD (Øx Øxmm)	AĞIRLIK Weight(kg)
	KS200.12.00	Komple Makas			155	"76xØ32x Ø25,3"	82,000
	KS200.12.01M	76x10	490-490	K. DÜZ			5,800
	KS200.12.02M	76x9	370-370	K. DÜZ			3,900
	KS200.12.03M	76x9	290-290	K. DÜZ			3,100
	KS200.12.04M	76x9	210-210	K. DÜZ			2,250
	KS200.12.05M	76x9	130-130	K. DÜZ			1,370
	KS200.12.06M	76x12	60-60	K. DÜZ			0,850
	KS200.12.01	76x12	724-724	K. BURÇLU			12,100
	KS200.12.02	76x12	770-770	K. KIVRIK			10,400
	KS200.12.03	76x12	640-640	K. DÜZ			8,950
	KS200.12.04	76x12	555-555-	K. DÜZ			7,700
	KS200.12.05	76x11	471-471	K. DÜZ			6,700
	KS200.12.06	76x11	406-406	K. DÜZ			5,650
	KS200.12.07	76x11	340-340	K. DÜZ			4,750
	KS200.12.08	76x11	275-275	K. DÜZ			3,850
	KS200.12.09	76x11	210-210	K. DÜZ			2,950

Ref. No. :

Avrupa Kodu:



A :Sağ Mesafe / Right Distance
 B :Sol Mesafe / Left Distance
 C :Kavis- Ticari Sınıf / Curve- Commercial Class
 D :Burç Ölçüleri / Bush Dimension
 M :Malzeme Ebatı / Material Dimension

KS200.16.00	FATİH 162-25 ÖN	Dikmen No	M (mm)	A-B (mm)	C (mm)	ØD (Øx Øxmm)	AĞIRLIK Weight(kg)
		KS200.16.00	Komple Makas		165	76xØ32x Ø25,40	80,000
		KS200.16.01	76x11	724-724	K. BURÇLU		11,000
		KS200.16.02	76x11	765-765	K. KIVRIK		9,700
		KS200.16.03	76x11	654-654	K. DÜZ		8,400
		KS200.16.04	76x11	573-573	K. DÜZ		7,300
		KS200.16.05	76x11	519-519	K. DÜZ		6,610
		KS200.16.06	76x11	472-472	K. DÜZ		6,100
		KS200.16.07	76x10	427-427	K. DÜZ		4,900
		KS200.16.08	76x10	385-385	K. DÜZ		4,800
		KS200.16.09	76x10	346-346	K. DÜZ		4,300
		KS200.16.10	76x10	310-310	K. DÜZ		3,850
		KS200.16.11	76x10	277-277	K. DÜZ		3,450
		KS200.16.12	76x10	233-233	K. DÜZ		2,950
		KS200.16.13	76x10	188-188	K. DÜZ		2,350
		KS200.16.14	76x10	144-144	K. DÜZ		1,850
		KS200.16.15	76x10	80-110	K. KIVRIK		1,990

Ref. No. : 7M99640 / 7K55374

Avrupa Kodu:

KS200.17.00	FATİH 162-25 ARKA	Dikmen No	M (mm)	A-B (mm)	C (mm)	ØD (Øx Øxmm)	AĞIRLIK Weight(kg)
		KS200.17.00	Komple Makas		120	76xØ38x Ø31,85	78,000
		KS200.17.01	76x13	590-671	K. BURÇLU		10,700
		KS200.17.02	76x13	790-671	K. KIVRIK		10,900
		KS200.17.03	76x13	590-705	K. KIVRIK		9,800
		KS200.17.04	76x10	520-520	K. DÜZ		6,000
		KS200.17.05	76x10	485-485	K. DÜZ		5,550
		KS200.17.06	76x10	450-450	K. DÜZ		5,150
		KS200.17.07	76x10	415-415	K. DÜZ		4,450
		KS200.17.08	76x10	365-365	K. DÜZ		4,180
		KS200.17.09	76x10	335-335	K. DÜZ		3,700
		KS200.17.10	76x10	305-305	K. DÜZ		3,000
		KS200.17.11	76x10	274-274	K. DÜZ		2,700
		KS200.17.12	76x10	249-249	K. DÜZ		2,500
		KS200.17.13	76x10	215-215	K. DÜZ		2,300
		KS200.17.14	76x10	180-180	K. DÜZ		1,900
		KS200.17.15	76x10	145-145	K. DÜZ		1,600
		KS200.17.16	76x10	116-116	K. DÜZ		1,300

Ref. No. : KOC2027

Avrupa Kodu:



A :Sağ Mesafe / Right Distance
 B :Sol Mesafe / Left Distance
 C :Kavis- Ticari Sınıf / Curve- Commercial Class
 D :Burç Ölçüleri / Bush Dimension
 M :Malzeme Ebatı / Material Dimension

KS200.19.00	FATİH 162-25 İLAVE DİNGİL	Dikmen No	M (mm)	A-B (mm)	C (mm)	ØD (Øx Øxmm)	AĞIRLIK Weight(kg)
		KS200.19.00	Komple Makas		110		54,000
		KS200.19.01	76x9	545-728	K. DÜZ		6,500
		KS200.19.02	76x9	505-725	K. KIVRIK		6,300
		KS200.19.03	76x9	440-600	K. DÜZ		5,300
		KS200.19.04	76x9	415-570	K. DÜZ		5,000
		KS200.19.05	76x9	387-525	K. DÜZ		4,660
		KS200.19.06	76x9	360-485	K. DÜZ		4,350
		KS200.19.07	76x9	333-440	K. DÜZ		4,000
		KS200.19.08	76x9	275-385	K. DÜZ		3,300
		KS200.19.09	76x9	250-335	K. DÜZ		2,950
		KS200.19.10	76x9	230-295	K. DÜZ		2,800
		KS200.19.11	76x9	213-260	K. DÜZ		2,500
		KS200.19.12	76x9	196-225	K. DÜZ		2,300
		KS200.19.13	76x9	170-185	K. DÜZ		1,900
		KS200.19.14	76x9	140-140	K. DÜZ		1,500
Ref. No. :		Avrupa Kodu:					

KS200.20.00	FATİH 214-26 ÖN	Dikmen No	M (mm)	A-B (mm)	C (mm)	ØD (Øx Øxmm)	AĞIRLIK Weight(kg)
		KS200.20.00	Komple Makas		190		115,500
		KS200.20.01	90x12	755-755	K. BURÇLU	90xØ32x Ø25,45	15,000
		KS200.20.02	90x12	825-825	K. KIVRIK		13,200
		KS200.20.03	90x10	700-700	K. DÜZ		9,800
		KS200.20.04	90x10	657-657	K. DÜZ		9,000
		KS200.20.05	90x10	620-620	K. DÜZ		8,500
		KS200.20.06	90x10	565-565	K. DÜZ		7,600
		KS200.20.07	90x10	527-527	K. DÜZ		7,300
		KS200.20.08	90x10	484-484	K. DÜZ		6,650
		KS200.20.09	90x10	441-441	K. DÜZ		6,000
		KS200.20.10	90x10	398-398	K. DÜZ		5,450
		KS200.20.11	90x10	355-355	K. DÜZ		5,000
		KS200.20.12	90x10	311-311	K. DÜZ		4,250
		KS200.20.13	90x10	272-272	K. DÜZ		3,600
		KS200.20.14	90x10	221-221	K. DÜZ		3,000
		KS200.20.15	90x10	182-182	K. DÜZ		2,500
		KS200.20.16	90x10	80-110	K. KIVRIK		4,500
Ref. No. : 7K203691 / 7K55364		Avrupa Kodu:					



A :Sağ Mesafe / Right Distance
 B :Sol Mesafe / Left Distance
 C :Kavis- Ticari Sınıf / Curve- Commercial Class
 D :Burç Ölçüleri / Bush Dimension
 M :Malzeme Ebatı / Material Dimension

KS200.21.00	FATİH 214-26 ARKA	Dikmen No	M (mm)	A-B (mm)	C (mm)	ØD (Øx Øxmm)	AĞIRLIK Weight(kg)
		KS200.21.00	Komple Makas		165/100		116,500
		KS200.22.01	90x10	450-450	K. DÜZ		6,150
		KS200.22.02	90x10	322-322	K. DÜZ		4,300
		KS200.22.03	90x9	264-264	K. DÜZ		3,300
		KS200.22.04	90x9	209-209	K. DÜZ		2,400
		KS200.22.05	90x9	180-180	K. DÜZ		1,200
		KS200.22.06	90x10	85-85	K. DÜZ		1,050
		KS200.22.07	90x10	85-85	K. DÜZ		1,050
		KS200.21.01	90x14	590-675	K. BURÇLU	"90xØ38x Ø31,85"	13,800
		KS200.21.02	90x14	800-675	K. KIVRIK		13,600
		KS200.21.03	90x12	590-760	K. KIVRIK		11,000
		KS200.21.04	90x12	496-496	K. DÜZ		8,300
		KS200.21.05	90x12	484-484	K. DÜZ		7,900
		KS200.21.06	90x12	468-468	K. DÜZ		7,600
		KS200.21.07	90x12	414-414	K. DÜZ		6,700
		KS200.21.08	90x12	390-390	K. DÜZ		6,300
		KS200.21.09	90x12	351-351	K. DÜZ		5,700
		KS200.21.10	90x12	312-312	K. DÜZ		5,000
		KS200.21.11	90x12	272-272	K. DÜZ		4,440
		KS200.21.12	90x12	233-233	K. DÜZ		3,760
Ref. No. : 7K200074 / 7K12813		Avrupa Kodu:					

KS200.23.00	FATİH 214-26 İLAVE DİNGİL	Dikmen No	M (mm)	A-B (mm)	C (mm)	ØD (Øx Øxmm)	AĞIRLIK Weight(kg)
		KS200.23.00	Komple Makas		68		89,000
		KS200.23.01	90x10	560-730	K. DÜZ		8,900
		KS200.23.02	90x10	510-730	K. KIVRIK		8,440
		KS200.23.03	90x10	431-580	K. DÜZ		6,930
		KS200.23.04	90x10	408-557	K. DÜZ		6,500
		KS200.23.05	90x10	385-535	K. DÜZ		6,200
		KS200.23.06	90x9	370-508	K. DÜZ		5,340
		KS200.23.07	90x9	353-481	K. DÜZ		5,100
		KS200.23.08	90x9	340-461	K. DÜZ		4,810
		KS200.23.09	90x9	329-446	K. DÜZ		4,700
		KS200.23.10	90x9	272-385	K. DÜZ		4,020
		KS200.23.11	90x9	262-366	K. DÜZ		4,240
		KS200.23.12	90x9	253-347	K. DÜZ		3,670
		KS200.23.13	90x9	240-320	K. DÜZ		3,250
		KS200.23.14	90x9	222-293	K. DÜZ		3,000
		KS200.23.15	90x9	205-266	K. DÜZ		2,750
		KS200.23.16	90x9	178-251	K. DÜZ		2,500
		KS200.23.17	90x9	140-202	K. DÜZ		2,000
		KS200.23.18	90x9	123-186	K. DÜZ		1,800
		KS200.23.19	90x9	100-159	K. DÜZ		1,500
Ref. No. : 7K10076 / 7K200074		Avrupa Kodu:					



A :Sağ Mesafe / Right Distance
 B :Sol Mesafe / Left Distance
 C :Kavis- Ticari Sınıf / Curve- Commercial Class
 D :Burç Ölçüleri / Bush Dimension
 M :Malzeme Ebatı / Material Dimension

KS200.24.00	FATİH ÇİFT ÇEKER ARKA	Dikmen No	M (mm)	A-B (mm)	C (mm)	ØD (Øx Øxmm)	AĞIRLIK Weight(kg)
		KS200.24.00	Komple Makas		55		118,000
		KS200.24.01	90x24	765-765	K. DÜZ		25,160
		KS200.24.02	90x24	705-705	K. SÜZME		22,600
		KS200.24.03	90x24	600-600	K. SÜZME		19,120
		KS200.24.04	90x24	500-500	K. SÜZME		15,700
		KS200.24.05	90x24	400-400	K. SÜZME		12,100
		KS200.24.06	90x24	300-300	K. SÜZME		9,500
		KS200.24.07	90x24	225-225	K. SÜZME		7,000
		KS200.24.08	90x24	150-150	K. SÜZME		4,500

Ref. No. : 7K13957 / 7K52419

Avrupa Kodu:

KS200.27.00	FATİH 220-26 ARKA	Dikmen No	M (mm)	A-B (mm)	C (mm)	ØD (Øx Øxmm)	AĞIRLIK Weight(kg)
		KS200.27.00	Komple Makas		105		148,000
		KS200.27.01	90x14	685-810	K. BURÇLU	90xØ38xØ31,85	16,000
		KS200.27.02	90x14	900-810	K. KIVRIK		15,840
		KS200.27.03	90x14	685-865	K. KIVRIK		12,800
		KS200.27.04	90x12	640-640	K. DÜZ		10,900
		KS200.27.05	90x12	595-595	K. DÜZ		8,400
		KS200.27.06	90x12	569-569	K. DÜZ		8,000
		KS200.27.07	90x12	520-520	K. DÜZ		7,300
		KS200.27.08	90x12	467-467	K. DÜZ		7,000
		KS200.27.09	90x12	474-474	K. DÜZ		6,700
		KS200.27.10	90x12	452-452	K. DÜZ		6,400
		KS200.27.11	90x12	429-429	K. DÜZ		6,100
		KS200.27.12	90x12	407-407	K. DÜZ		5,700
		KS200.27.13	90x12	384-384	K. DÜZ		5,400
		KS200.27.14	90x12	362-362	K. DÜZ		5,100
		KS200.27.15	90x12	312-312	K. DÜZ		4,400
		KS200.27.16	90x12	290-290	K. DÜZ		4,100
		KS200.27.17	90x12	268-268	K. DÜZ		3,800
		KS200.27.18	90x12	246-246	K. DÜZ		3,500
		KS200.27.19	90x12	224-224	K. DÜZ		3,200
		KS200.27.20	90x12	202-202	K. DÜZ		2,900
		KS200.27.21	90x12	180-180	K. DÜZ		2,500


Ref. No. : 7K12670 / 7K9843 / 7K10075 / 7K12813

Avrupa Kodu:

KS200.28.00	PROFESYONEL 617-620-622 ÖN	Dikmen No	M (mm)	A-B (mm)	C (mm)	ØD (Øx Øxmm)	AĞIRLIK Weight(kg)
		KS200.28.00	Komple Makas		155		143,000
		KS200.28.01	100x12	825-825	K. BURÇLU	"100xØ32xØ25.45"	17,800
		KS200.28.02	100x12	1000-1000	K. KIVRIK		17,100
		KS200.28.03	100x12	758-758	K. DÜZ		13,840
		KS200.28.04	100x12	690-690	K. DÜZ		12,500
		KS200.28.05	100x12	623-623	K. DÜZ		11,240
		KS200.28.06.K	100x14	568-568	K. DÜZ		11,500
		KS200.28.07	100x14	518-518	K. DÜZ		11,000
		KS200.28.08	100x14	465-465	K. DÜZ		10,200
		KS200.28.09	100x14	413-413	K. DÜZ		8,800
		KS200.28.10	100x14	361-361	K. DÜZ		7,520
		KS200.28.11	100x14	308-308	K. DÜZ		6,300
		KS200.28.12	100x14	258-258	K. DÜZ		5,450
		KS200.28.13	100x14	200-200	K. DÜZ		3,650
		KS200.28.14	100x14	151-151	K. DÜZ		3,000

Ref. No. : 7M99637 / 7K200368 / 52RS001818

Avrupa Kodu:



A :Sağ Mesafe / Right Distance
 B :Sol Mesafe / Left Distance
 C :Kavis- Ticari Sınıf / Curve- Commercial Class
 D :Burç Ölçüleri / Bush Dimension
 M :Malzeme Ebatı / Material Dimension

KS200.29.00	PROFESYONEL 617-620-622 ÖN (UZUN)	Dikmen No	M (mm)	A-B (mm)	C (mm)	ØD (Øx Øxmm)	AĞIRLIK Weight(kg)
		KS200.29.00	Komple Makas		145	"100xØ32 xØ25.45"	144,000
		KS200.29.01	100x12	835-835	K. BURÇLU		18,100
		KS200.29.02	100x12	1010-1010	K. KIVRIK		17,300
		KS200.29.03	100x12	758-758	K. DÜZ		13,840
		KS200.29.04	100x12	690-690	K. DÜZ		12,500
		KS200.29.05	100x12	623-623	K. DÜZ		11,240
		KS200.29.06	100x14	568-568	K. DÜZ		11,500
		KS200.29.07	100x14	518-518	K. DÜZ		11,000
		KS200.29.08	100x14	465-465	K. DÜZ		10,200
		KS200.29.09	100x14	413-413	K. DÜZ		8,800
		KS200.29.10	100x14	361-361	K. DÜZ		7,520
		KS200.29.11	100x14	308-308	K. DÜZ		6,300
		KS200.29.12	100x14	258-258	K. DÜZ		5,450
		KS200.29.13	100x14	200-200	K. DÜZ		3,650
		KS200.29.14	100x14	151-151	K. DÜZ		3,000
Ref. No. : 7K2003368		Avrupa Kodu:					



KS200.30.00	PROFESYONEL 617-620-622 ARKA (İNCE)	Dikmen No	M (mm)	A-B (mm)	C (mm)	ØD (Øx Øxmm)	AĞIRLIK Weight(kg)
		KS200.30.00	Komple Makas		125/140		100,000
		KS200.33.01	100x10	455-455	K. DÜZ		6,900
		KS200.33.02	100x10	275-275	K. DÜZ		4,160
		KS200.33.03	100x10	190-190	K. DÜZ		2,800
		KS200.33.04	100x10	85-85	K. DÜZ		0,900
		KS200.33.05	100x10	85-85	K. DÜZ		0,900
		KS200.33.06	100x10	85-85	K. DÜZ		0,900
		KS200.33.07	100x10	85-85	K. DÜZ		0,900
		KS200.30.01	100x12	590-675	K. BURÇLU	"100xØ38x Ø31,85"	13,200
		KS200.30.02	100x12	795-675	K. KIVRIK		13,000
		KS200.30.03	100x12	590-663	K. KIVRIK		11,400
		KS200.30.04	100x12	510-510	K. DÜZ		9,200
		KS200.30.05	100x12	455-455	K. DÜZ		8,200
		KS200.30.06	100x12	411-411	K. DÜZ		7,500
		KS200.30.07	100x12	366-366	K. DÜZ		6,740
		KS200.30.08	100x12	322-322	K. DÜZ		5,800
		KS200.30.09	100x12	277-277	K. DÜZ		5,000
Ref. No. : 7K200206		Avrupa Kodu:					





A :Sağ Mesafe / Right Distance
 B :Sol Mesafe / Left Distance
 C :Kavis- Ticari Sınıf / Curve- Commercial Class
 D :Burç Ölçüleri / Bush Dimension
 M :Malzeme Ebatı / Material Dimension

KS200.31.00	PROFESYONEL 820-822-827 ARKA (KALIN)	Dikmen No	M (mm)	A-B (mm)	C (mm)	ØD (ØxØxmm)	AĞIRLIK Weight(kg)
		KS200.31.00	Komple Makas		120/140		116,000
		KS200.33.01	100x10	455-455	K. DÜZ		6,900
		KS200.33.02	100x10	275-275	K. DÜZ		4,160
		KS200.33.03	100x10	190-190	K. DÜZ		2,800
		KS200.33.04	100x10	85-85	K. DÜZ		0,900
		KS200.33.05	100x10	85-85	K. DÜZ		0,900
		KS200.33.06	100x10	85-85	K. DÜZ		0,900
		KS200.33.07	100x10	85-85	K. DÜZ		0,900
		KS200.31.01	100x14	590-675	K. BURÇLU	"100xØ38x Ø31,85"	15,250
		KS200.31.02	100x14	796-675	K. KIVRIK		15,100
		KS200.31.03	100x14	590-749	K. KIVRIK		14,280
		KS200.31.04	100x14	510-510	K. DÜZ		10,900
		KS200.31.05	100x14	455-455	K. DÜZ		9,550
		KS200.31.06	100x14	411-411	K. DÜZ		8,690
		KS200.31.07	100x14	366-366	K. DÜZ		7,760
		KS200.31.08	100x14	322-322	K. DÜZ		6,640
		KS200.31.09	100x14	277-277	K. DÜZ		5,860

Ref. No. : 7K98151

Avrupa Kodu:

KS200.32.00	PROFESYONEL TIR ARKA (UZUN)	Dikmen No	M (mm)	A-B (mm)	C (mm)	ØD (ØxØxmm)	AĞIRLIK Weight(kg)
		KS200.32.00	Komple Makas		90	"100xØ38x Ø31,85"	
		KS200.32.01	100x10	700-825	K. BURÇLU		13,000
		KS200.32.02	100x10	880-825	K. KIVRIK		13,300

Ref. No. :

Avrupa Kodu:

KS200.34.00	PROFESYONEL İLAVE DİNGİL	Dikmen No	M (mm)	A-B (mm)	C (mm)	ØD (ØxØxmm)	AĞIRLIK Weight(kg)
		KS200.34.00	Komple Makas		100/60		97,000
		KS200.35.01	100x10	385-490	K. DÜZ		6,600
		KS200.35.02	100x10	235-335	K. DÜZ		4,340
		KS200.35.03	100x10	115-210	K. DÜZ		2,380
		KS200.35.04	100x10	85-85	K. DÜZ		1,200
		KS200.35.05	100x10	85-85	K. DÜZ		1,200
		KS200.35.06	100x10	85-85	K. DÜZ		1,200
		KS200.35.07	100x10	85-85	K. DÜZ		1,200
		KS200.34.01	100x10	560-730	K. DÜZ		9,920
		KS200.34.02	100x10	510-735	K. KIVRIK		9,600
		KS200.34.03	100x10	435-625	K. DÜZ		8,100
		KS200.34.04	100x10	403-587	K. DÜZ		7,400
		KS200.34.05	100x10	372-543	K. DÜZ		6,860
		KS200.34.06	100x10	351-499	K. DÜZ		6,400
		KS200.34.07	100x12	293-442	K. DÜZ		6,600
		KS200.34.08	100x12	265-395	K. DÜZ		5,900
		KS200.34.09	100x12	228-342	K. DÜZ		5,250
		KS200.34.10	100x12	190-290	K. DÜZ		4,300
		KS200.34.11	100x12	163-237	K. DÜZ		3,600

Ref. No. : 7K200203 / 7K98149

Avrupa Kodu:



A :Sağ Mesafe / Right Distance
 B :Sol Mesafe / Left Distance
 C :Kavis- Ticari Sınıf / Curve- Commercial Class
 D :Burç Ölçüleri / Bush Dimension
 M :Malzeme Ebatı / Material Dimension

KS200.36.00	PROFESYONEL 624 ÖN (DAMPER)	Dikmen No	M (mm)	A-B (mm)	C (mm)	ØD (Øx Øxmm)	AĞIRLIK Weight(kg)
		KS200.36.00	Komple Makas		165	100xØ32 xØ25,45	81,000
		KS200.36.01	100x14	835-835	K. BURÇLU		21,100
		KS200.36.02	100x14	1016-1016	K. KIVRIK		20,400
		KS200.36.03	100x14	710-710	K. DÜZ		15,170
		KS200.36.04	100x14	500-500	K. DÜZ		10,600
		KS200.36.05	100x14	340-340	K. DÜZ		7,250
		KS200.36.06	100x14	250-250	K. DÜZ		5,190
Ref. No. :		Avrupa Kodu:					


KS200.37.00	PROFESYONEL 624 ARKA (DAMPER)	Dikmen No	M (mm)	A-B (mm)	C (mm)	ØD (Øx Øxmm)	AĞIRLIK Weight(kg)	
		KS200.37.00	Komple Makas		175/125	"100xØ38 xØ31,85"	96,000	
		KS200.39.01	100x12	455-455	K. DÜZ		8,380	
		KS200.39.02	100x12	275-275	K. DÜZ		4,970	
		KS200.39.03	100x12	190-190	K. DÜZ		3,200	
		KS200.37.01	100x14	590-675	K. BURÇLU		15,300	
		KS200.37.02	100x14	800-675	K. KIVRIK		15,100	
		KS200.37.03	100x14	590-755	K. KIVRIK		14,200	
		KS200.37.04	100x14	480-480	K. DÜZ		10,100	
		KS200.37.05	100x14	400-400	K. DÜZ		8,300	
		KS200.37.06	100x14	310-310	K. DÜZ		6,500	
		KS200.37.07	100x14	230-230	K. DÜZ		4,740	
		KS200.37.08	100x14	170-170	K. DÜZ		3,500	
Ref. No. :	52RS001819 / 7K200206	Avrupa Kodu:						

KS200.38.00	PROFESYONEL 624 İLAVE DİNGİL (DAMPER)	Dikmen No	M (mm)	A-B (mm)	C (mm)	ØD (Øx Øxmm)	AĞIRLIK Weight(kg)
		KS200.38.00	Komple Makas		155		65,000
		KS200.38.01	100x10	545-745	K. DÜZ		9,850
		KS200.38.02	100x10	485-765	K. KIVRIK		9,600
		KS200.38.03	100x10	430-630	K. DÜZ		8,160
		KS200.38.04	100x10	390-570	K. DÜZ		7,280
		KS200.38.05	100x10	330-515	K. DÜZ		6,600
		KS200.38.06	100x10	455-320	K. DÜZ		5,960
		KS200.38.07	100x10	395-270	K. DÜZ		4,980
		KS200.38.08	100x10	335-250	K. DÜZ		4,400
		KS200.38.09	100x10	275-200	K. DÜZ		3,560
		KS200.38.10	100x10	220-160	K. DÜZ		2,847
Ref. No. :		Avrupa Kodu:					

KS200.40.00	FATİH 270 DİNAZOR ÖN	Dikmen No	M (mm)	A-B (mm)	C (mm)	ØD (Øx Øxmm)	AĞIRLIK Weight(kg)
		KS200.40.00	Komple Makas		165	90xØ32x Ø25,45	
		KS200.40.01	90x12	825-825	K. BURÇLU		15,600
		KS200.40.02	90x12	1010-1010	K. KIVRIK		15,000
Ref. No. :		Avrupa Kodu:					




A :Sağ Mesafe / Right Distance
 B :Sol Mesafe / Left Distance
 C :Kavis- Ticari Sınıf / Curve- Commercial Class
 D :Burç Ölçüleri / Bush Dimension
 M :Malzeme Ebatı / Material Dimension

KS200.42.00	PROFESYONEL 832 ARKA	Dikmen No	M (mm)	A-B (mm)	C (mm)	ØD (Øx Øxmm)	AĞIRLIK Weight(kg)
		KS200.42.00	Komple Makas		90	"Ø31,85x Ø38x100"	
		KS200.42.01	100x12	685-815	K. BURÇLU		15,500
		KS200.42.02	100x12	885-815	K. KIVRIK		15,900

Ref. No. :

Avrupa Kodu:

KS200.43.00	PROFESYONEL ARKA	Dikmen No	M (mm)	A-B (mm)	C (mm)	ØD (Øx Øxmm)	AĞIRLIK Weight(kg)
		KS200.43.00	Komple Makas		0		205,000
		KS200.43.01	100x22	800-800	K. DÜZ		27,400
		KS200.43.02	100x22	717-717	K. DÜZ		24,600
		KS200.43.03	100x22	665-665	K. SÜZME		22,600
		KS200.43.04	100x22	614-614	K. SÜZME		20,900
		KS200.43.05	100x22	562-562	K. SÜZME		19,100
		KS200.43.06	100x22	510-510	K. SÜZME		17,300
		KS200.43.07	100x22	459-459	K. SÜZME		15,600
		KS200.43.08	100x22	408-408	K. SÜZME		13,800
		KS200.43.09	100x22	356-356	K. SÜZME		12,000
		KS200.43.10	100x22	305-305	K. SÜZME		10,300
		KS200.43.11	100x22	255-255	K. SÜZME		8,500
		KS200.43.12	100x22	205-205	K. SÜZME		6,800
		KS200.43.13	100x22	155-155	K. DÜZ		5,300


Ref. No. : 52RS000510

Avrupa Kodu:

CHRYSLER




A :Sağ Mesafe / Right Distance
 B :Sol Mesafe / Left Distance
 C :Kavis- Ticari Sınıf / Curve- Commercial Class
 D :Burç Ölçüleri / Bush Dimension
 M :Malzeme Ebatı / Material Dimension

PS300.01.00.T	DODGE 250 ÖN	Dikmen No	M (mm)	A-B (mm)	C (mm)	ØD (ØxØxmm)	AĞIRLIK Weight(kg)
	PS300.01.00.T	Komple Makas			130	"73xØ26xØ13"	20,000
	PS300.01.01	60x13	610-610	P. BURÇLU			6,900
	PS300.01.02	60x13	615-575	P. DÜZ			5,660
	PS300.01.03.T	60x13	575-535	P. DÜZ			5,360


Ref. No. :

Avrupa Kodu:

PS300.02.00	DODGE 250 ARKA	Dikmen No	M (mm)	A-B (mm)	C (mm)	ØD (ØxØxmm)	AĞIRLIK Weight(kg)
	PS300.02.00	Komple Makas			80/30	73xØ38xØ19	25,000
	PS300.03.01	63x11	490-490	P. DÜZ			4,000
	PS300.02.01	63x19	660-660	P. BURÇLU			9,940
	PS300.02.02	63x19	735-765	P. KIVRIK			8,500


Ref. No. :

Avrupa Kodu:

PS300.09.00	HİNO ÖN	Dikmen No	M (mm)	A-B (mm)	C (mm)	ØD (ØxØxmm)	AĞIRLIK Weight(kg)
	PS300.09.00	Komple Makas			165	"89xØ42xØ30,30"	72,500
	PS300.09.01	90x25	850-850	P. BURÇLU			24,600
	PS300.09.02	90x25	1060-860	P. KIVRIK			22,300
	PS300.09.03	90x25	860-860	P. DÜZ			21,200
	PS300.09.04	90x12	80-80	P. DÜZ			1,300
	PS300.09.05	90x12	80-80	P. DÜZ			1,300


Ref. No. :

Avrupa Kodu:

PS300.10.00	HİNO ÖN	Dikmen No	M (mm)	A-B (mm)	C (mm)	ØD (ØxØxmm)	AĞIRLIK Weight(kg)
	PS300.10.00	Komple Makas			155	"89xØ42xØ30,30"	73,000
	PS300.10.01	90x24	830-750	P. BURÇLU			22,500
	PS300.10.02	90x24	1040-760	P. KIVRIK			21,500
	PS300.10.03	90x24	840-760	P. DÜZ			19,800
	PS300.10.04	90x10	200-80	P. DÜZ			1,900
	PS300.10.05	90x10	310-80	P. KIVRIK			3,300
	PS300.10.06	90x12	80-80	P. DÜZ			1,300
	PS300.10.07	90x12	80-80	P. DÜZ			1,300


Ref. No. :


Avrupa Kodu:




A :Sağ Mesafe / Right Distance
 B :Sol Mesafe / Left Distance
 C :Kavis- Ticari Sınıf / Curve- Commercial Class
 D :Burç Ölçüleri / Bush Dimension
 M :Malzeme Ebatı / Material Dimension

KS300.01.00	DODGE PD 250 ÖN	Dikmen No	M (mm)	A-B (mm)	C (mm)	ØD (ØxØxmm)	AĞIRLIK Weight(kg)
	KS300.01.00	Komple Makas			160	"72x57x Ø26xØ13"	23,000
	KS300.01.01	63x8	610-610	K. BURÇLU	5,440		
	KS300.01.02	63x8	572-604	K. SÜZME	4,200		
	KS300.01.03	63x8	500-500	K. SÜZME	3,600		
	KS300.01.04	63x8	410-410	K. SÜZME	2,890		
	KS300.01.05	63x7	325-325	K. SÜZME	1,960		
	KS300.01.06	63x7	235-235	K. SÜZME	1,400		
	KS300.01.07	63x7	145-145	K. SÜZME	0,800		
Ref. No. : 4109966B	Avrupa Kodu:						

KS300.02.00	DODGE PD 250 ARKA	Dikmen No	M (mm)	A-B (mm)	C (mm)	ØD (ØxØxmm)	AĞIRLIK Weight(kg)
	KS300.02.00	Komple Makas			115/60	"72xØ31 xØ15"	38,000
	KS300.03.01	63x7	490-490	K. DÜZ	3,300		
	KS300.03.02	63x6	345-345	K. DÜZ	2,300		
	KS300.03.03	63x6	195-195	K. DÜZ	1,050		
	KS300.03.04	63x6	100-100	K. DÜZ	0,700		
	KS300.02.01	63x10	660-660	K. BURÇLU	7,300		
	KS300.02.02.D	63x9	650-650	K. DÜZ	5,650		
	KS300.02.03	63x9	550-550	K. DÜZ	4,800		
	KS300.02.04	63x9	450-450	K. DÜZ	3,800		
	KS300.02.05	63x9	370-370	K. DÜZ	3,200		
	KS300.02.06	63x9	295-295	K. DÜZ	2,500		
	KS300.02.07	63x8	220-220	K. DÜZ	1,580		
	KS300.02.08	63x8	143-143	K. DÜZ	1,000		
	Ref. No. : CHR18333TD	Avrupa Kodu:					

KS300.04.00	DODGE W100 (PD 250) 4x4 ÖN	Dikmen No	M (mm)	A-B (mm)	C (mm)	ØD (ØxØxmm)	AĞIRLIK Weight(kg)
	KS300.04.00	Komple Makas			135	"65xØ26 xØ13"	22,000
	KS300.04.01	63x10	610-603	K. BURÇLU	6,780		
	KS300.04.02	63x9	750-565	K. KIVRIK	5,530		
	KS300.04.03	63x9	442-442	K. DÜZ	3,800		
	KS300.04.04	63x9	315-315	K. DÜZ	2,700		
	KS300.04.05	63x9	188-188	K. DÜZ	1,600		
Ref. No. : 17636TD	Avrupa Kodu:						

KS300.05.00	DODGE PD 350 ARKA	Dikmen No	M (mm)	A-B (mm)	C (mm)	ØD (ØxØxmm)	AĞIRLIK Weight(kg)
	KS300.05.00	Komple Makas			120	Ø37,5	
	KS300.05.01	63x11	660-660	K. KIVRIK	8,700		
Ref. No. :	Avrupa Kodu:						




A :Sağ Mesafe / Right Distance
 B :Sol Mesafe / Left Distance
 C :Kavis- Ticari Sınıf / Curve- Commercial Class
 D :Burç Ölçüleri / Bush Dimension
 M :Malzeme Ebatı / Material Dimension


KS300.06.00	DODGE PD 600 ÖN	Dikmen No	M (mm)	A-B (mm)	C (mm)	ØD (Øx Øxmm)	AĞIRLIK Weight(kg)
		KS300.06.00	Komple Makas		135	"Ø19xØ44 x89-76"	45,000
		KS300.06.01	76x10	660-660	K. BURÇLU		9,450
		KS300.06.02	76x10	855-610	K. KIVRIK		8,680
		KS300.06.03	76x10	533-533	K. DÜZ		6,250
		KS300.06.04	76x10	457-457	K. DÜZ		5,000
		KS300.06.05	76x10	380-380	K. DÜZ		4,380
		KS300.06.06	76x10	305-305	K. DÜZ		3,600
		KS300.06.07	76x10	228-228	K. DÜZ		2,700
		KS300.06.08	76x10	152-152	K. DÜZ		1,800
		KS300.06.09	76x9	129-133	K. KIVRIK		2,100
Ref. No. :	Avrupa Kodu:						


KS300.08.00	DODGE PD 600 ARKA (UZUN)	Dikmen No	M (mm)	A-B (mm)	C (mm)	ØD (Øx Øxmm)	AĞIRLIK Weight(kg)
		KS300.08.00	Komple Makas		190	"76xØ38 xØ31,70"	82,000
		KS300.08.01	76x10	755-755	K. DÜZ		8,760
		KS300.08.02	76x10	720-720	K. DÜZ		8,400
		KS300.08.03	76x10	726-726	K. KIVRIK		8,380
		KS300.08.04	76x10	585-585	K. DÜZ		6,700
		KS300.08.05	76x10	535-535	K. DÜZ		6,100
		KS300.08.06	76x10	485-485	K. DÜZ		5,600
		KS300.08.07	76x10	447-447	K. DÜZ		5,100
		KS300.08.08	76x10	410-410	K. DÜZ		4,700
		KS300.08.09	76x13	338-338	K. SÜZME		5,000
		KS300.08.10	76x13	258-258	K. SÜZME		3,800
		KS300.08.11	76x13	185-185	K. SÜZME		2,700
		KS300.08.12	76x9	125-125	K. DÜZ		1,200
		KS300.09.01	76x12	648-90	K. BURÇLU		6,100
		KS300.09.02	76x12	720-90	K. KIVRIK		5,800
		KS300.09.03	76x11	250-76	K. SÜZME	1,900	
Ref. No. :	Avrupa Kodu:						

KS300.10.00	DODGE (PD 600) DEFRANSİYEL	Dikmen No	M (mm)	A-B (mm)	C (mm)	ØD (Øx Øxmm)	AĞIRLIK Weight(kg)
		KS300.10.00	Komple Makas		125	"76xØ38 xØ31,70"	45,000
		KS300.10.01	76x10	530-755	K. DÜZ		7,450
		KS300.10.02	76x10	530-725	K. DÜZ		7,300
		KS300.10.03	76x10	530-720	K. KIVRIK		7,180
		KS300.10.04	76x10	410-580	K. DÜZ		5,700
		KS300.10.05	76x10	335-523	K. DÜZ		5,000
		KS300.10.06	76x10	290-465	K. DÜZ		4,320
		KS300.10.07	76x10	265-408	K. DÜZ		3,780
		KS300.10.08	76x10	245-350	K. DÜZ		2,700
Ref. No. :	Avrupa Kodu:						



A :Sağ Mesafe / Right Distance
 B :Sol Mesafe / Left Distance
 C :Kavis- Ticari Sınıf / Curve- Commercial Class
 D :Burç Ölçüleri / Bush Dimension
 M :Malzeme Ebatı / Material Dimension

KS300.12.00	DODGE PD 900 ÖN	Dikmen No	M (mm)	A-B (mm)	C (mm)	ØD (ØxØxmm)	AĞIRLIK Weight(kg)
		KS300.12.00	Komple Makas		125	76xØ40xØ31,80	55,000
		KS300.12.01	76x11	660-660	K. BURÇLU		10,780
		KS300.12.02	76x11	855-720	K. KIVRIK		9,300
		KS300.12.03	76x11	555-555	K. DÜZ		7,000
		KS300.12.04	76x11	480-480	K. DÜZ		6,070
		KS300.12.05	76x11	410-410	K. DÜZ		5,000
		KS300.12.06	76x11	345-345	K. DÜZ		4,350
		KS300.12.07	76x11	280-280	K. DÜZ		3,700
		KS300.12.08	76x11	215-215	K. DÜZ		2,800
		KS300.12.09	76x11	150-150	K. DÜZ		2,000
Ref. No. :	Avrupa Kodu:						

KS300.13.00	DODGE PD 950 ÖN Y.M.	Dikmen No	M (mm)	A-B (mm)	C (mm)	ØD (ØxØxmm)	AĞIRLIK Weight(kg)
		KS300.13.00	Komple Makas		100	90xØ40xØ31,70	84,000
		KS300.13.01	90x11	700-800	K. BURÇLU		14,000
		KS300.13.02	90x11	867-897	K. KIVRIK		13,000
		KS300.13.03	90x11	670-780	K. DÜZ		10,900
		KS300.13.04	90x11	600-700	K. DÜZ		9,800
		KS300.13.05	90x11	510-600	K. DÜZ		8,100
		KS300.13.06	90x11	460-530	K. DÜZ		7,200
		KS300.13.07	90x11	390-445	K. DÜZ		6,000
		KS300.13.08	90x11	320-260	K. DÜZ		5,200
		KS300.13.09	90x11	225-265	K. DÜZ		3,530
		KS300.13.10	90x11	180-190	K. DÜZ		2,900
Ref. No. : 29990T	Avrupa Kodu:						

KS300.14.00	DODGE PD 950 SÜPER ÖN (UZUN)	Dikmen No	M (mm)	A-B (mm)	C (mm)	ØD (ØxØxmm)	AĞIRLIK Weight(kg)
		KS300.14.00	Komple Makas		135	76xØ40xØ31,80	64,000
		KS300.14.01	76x10	700-800	K. BURÇLU		10,800
		KS300.14.02	76x10	895-865	K. KIVRIK		10,080
		KS300.14.03	76x11	620-730	K. DÜZ		8,500
		KS300.14.04	76x11	545-635	K. DÜZ		7,500
		KS300.14.05	76x11	470-540	K. DÜZ		6,400
		KS300.14.06	76x11	400-445	K. DÜZ		5,350
		KS300.14.07	76x12	325-360	K. DÜZ		4,700
		KS300.14.08	76x12	250-275	K. DÜZ		3,550
		KS300.14.09	76x12	180-190	K. DÜZ		3,000
		KS300.14.10	76x9	76-115	K. KIVRIK		2,500
		Ref. No. : 12605T	Avrupa Kodu:				



A :Sağ Mesafe / Right Distance
 B :Sol Mesafe / Left Distance
 C :Kavis- Ticari Sınıf / Curve- Commercial Class
 D :Burç Ölçüleri / Bush Dimension
 M :Malzeme Ebatı / Material Dimension

KS300.18.00	DODGE PD 950 ARKA	Dikmen No	M (mm)	A-B (mm)	C (mm)	ØD (Øx Øxmm)	AĞIRLIK Weight(kg)
		KS300.18.00	Komple Makas		120		83,000
		KS300.18.01	76x12	750-745	K. DÜZ		9,000
		KS300.18.02	76x12	735-530	K. DÜZ		8,800
		KS300.18.03	76x12	750-490	K. KIVRIK		8,500
		KS300.18.04	76x12	550-395	K. DÜZ		6,530
		KS300.18.05	76x12	500-365	K. DÜZ		6,000
		KS300.18.06	76x12	450-320	K. DÜZ		5,300
		KS300.18.07	76x12	400-290	K. DÜZ		4,600
		KS300.18.08	76x12	350-260	K. DÜZ		4,000
		KS300.18.09	76x12	310-230	K. DÜZ		3,600
		KS300.18.10	76x12	265-200	K. DÜZ		3,100
		KS300.18.11	76x12	220-165	K. DÜZ		2,550
		KS300.18.12	76x12	180-135	K. DÜZ		2,200
		KS300.15.01	76x13	648-90	K. BURÇLU	76xØ38x Ø31,85	6,700
		KS300.15.02	76x12	725-90	K. KIVRIK		5,600
		KS300.15.03	76x11	520-90	K. SÜZME		3,810

Ref. No. :

Avrupa Kodu:

KS300.19.00	DODGE PD 950 İLAVE DİNGİL	Dikmen No	M (mm)	A-B (mm)	C (mm)	ØD (Øx Øxmm)	AĞIRLIK Weight(kg)
		KS300.19.00	Komple Makas		120		64,000
		KS300.19.01	76x12	575-755	K. DÜZ		9,100
		KS300.19.02	76x12	565-730	K. DÜZ		8,960
		KS300.19.03	76x12	510-765	K. KIVRIK		8,900
		KS300.19.04	76x12	390-530	K. DÜZ		6,280
		KS300.19.05	76x12	350-480	K. DÜZ		5,680
		KS300.19.06	76x12	300-420	K. DÜZ		4,900
		KS300.19.07	76x12	260-360	K. DÜZ		4,230
		KS300.19.08	76x12	225-310	K. DÜZ		3,600
		KS300.19.09	76x12	190-255	K. DÜZ		2,700
		KS300.19.10	76x12	150-205	K. DÜZ		2,100
		KS300.19.11	76x12	115-155	K. DÜZ		1,650
		KS300.19.12	76x12	90-90	K. DÜZ		1,150
		KS300.19.13	76x12	90-90	K. DÜZ		1,150
		KS300.19.14	76x12	90-90	K. DÜZ		1,150

Ref. No. :

Avrupa Kodu:

KS300.20.00	DODGE PD 950 ARKA	Dikmen No	M (mm)	A-B (mm)	C (mm)	ØD (Øx Øxmm)	AĞIRLIK Weight(kg)
		KS300.20.00	Komple Makas		120		95,000
		KS300.20.01	90x12	695-600	K. DÜZ		10,700
		KS300.20.02	90x12	680-585	K. DÜZ		10,400
		KS300.20.03	90x12	695-545	K. KIVRIK		9,900
		KS300.20.04	90x12	495-450	K. DÜZ		7,600
		KS300.20.05	90x12	452-410	K. DÜZ		7,000
		KS300.20.06	90x12	405-360	K. DÜZ		6,100
		KS300.20.07	90x12	365-320	K. DÜZ		5,500
		KS300.20.08	90x12	320-280	K. DÜZ		4,700
		KS300.20.09	90x12	280-235	K. DÜZ		3,900
		KS300.20.10	90x12	235-190	K. DÜZ		3,260
		KS300.20.11	90x12	190-150	K. DÜZ		2,900
		KS300.20.12	90x12	150-125	K. DÜZ		2,000
		KS300.21.01	90x13	593-90	K. BURÇLU	90xØ40x Ø31,80	7,600
		KS300.21.02	90x13	665-90	K. KIVRIK		6,500
		KS300.21.03	90x12	465-90	K. SÜZME		4,400

Ref. No. : CHR18898TC

Avrupa Kodu:



A :Sağ Mesafe / Right Distance
 B :Sol Mesafe / Left Distance
 C :Kavis- Ticari Sınıf / Curve- Commercial Class
 D :Burç Ölçüleri / Bush Dimension
 M :Malzeme Ebatı / Material Dimension

KS300.22.00	DODGE PD 950 İLAVE DİNGİL	Dikmen No	M (mm)	A-B (mm)	C (mm)	ØD (ØxØxmm)	AĞIRLIK Weight(kg)
		KS300.22.00	Komple Makas		195		66,000
		KS300.22.01	90x12	630-700	K. DÜZ		10,980
		KS300.22.02	90x12	620-675	K. DÜZ		10,600
		KS300.22.03	90x12	565-710	K. KIVRIK		10,300
		KS300.22.04	90x12	445-475	K. DÜZ		7,450
		KS300.22.05	90x12	390-425	K. DÜZ		6,630
		KS300.22.06	90x12	330-365	K. DÜZ		5,550
		KS300.22.07	90x12	280-305	K. DÜZ		4,500
		KS300.22.08	90x12	225-255	K. DÜZ		3,600
		KS300.22.09	90x12	170-200	K. DÜZ		2,800
		KS300.22.10	90x12	115-150	K. DÜZ		1,880

Ref. No. : CHR18899TA / CHR28066T

Avrupa Kodu:

KS300.23.00	DODGE 26-200/235 ÖN	Dikmen No	M (mm)	A-B (mm)	C (mm)	ØD (ØxØxmm)	AĞIRLIK Weight(kg)
		KS300.23.00	Komple Makas		135		103,000
		KS300.23.01	90x14	825-925	K. BURÇLU	90xØ40x Ø31,80	20,580
		KS300.23.02	90x14	1035-945	K. KIVRIK		18,400
		KS300.23.03	90x14	730-820	K. DÜZ		14,800
		KS300.23.04	90x14	610-685	K. DÜZ		15,900
		KS300.23.05	90x14	495-555	K. DÜZ		10,000
		KS300.23.06	90x14	395-445	K. DÜZ		7,800
		KS300.23.07	90x14	305-340	K. DÜZ		6,800
		KS300.23.08	90x14	230-260	K. DÜZ		3,300
		KS300.23.09	90x14	160-180	K. DÜZ		2,300
		KS300.23.10	90x14	115-130	K. DÜZ		1,650

Ref. No. : CHR25064T / 28264T / 25060T / 28166T / 25059T

Avrupa Kodu:

KS300.28.00	DODGE 26-235 ARKA	Dikmen No	M (mm)	A-B (mm)	C (mm)	ØD (ØxØxmm)	AĞIRLIK Weight(kg)
		KS300.28.00	Komple Makas		140		116,000
		KS300.28.01	90x13	830-600	K. DÜZ		12,900
		KS300.28.02	90x13	815-585	K. DÜZ		12,500
		KS300.28.03	90x13	750-550	K. KIVRIK		11,400
		KS300.28.04	90x13	615-430	K. DÜZ		9,000
		KS300.28.05	90x13	560-400	K. DÜZ		8,400
		KS300.28.06	90x13	510-372	K. DÜZ		7,700
		KS300.28.07	90x13	470-332	K. DÜZ		6,800
		KS300.28.08	90x13	420-295	K. DÜZ		6,000
		KS300.28.09	90x13	395-283	K. DÜZ		5,800
		KS300.28.10	90x13	370-270	K. DÜZ		5,400
		KS300.28.11	90x13	330-240	K. DÜZ		4,500
		KS300.30.01	90x14	726-90	K. BURÇLU	"90xØ40x Ø31,80"	9,400
		KS300.30.02	90x13	807-90	K. KIVRIK		7,700
		KS300.30.03	90x12	605-90	K. SÜZME		5,800

Ref. No. : 24277TB

Avrupa Kodu:



A :Sağ Mesafe / Right Distance
 B :Sol Mesafe / Left Distance
 C :Kavis- Ticari Sınıf / Curve- Commercial Class
 D :Burç Ölçüleri / Bush Dimension
 M :Malzeme Ebatı / Material Dimension

KS300.29.00	DODGE 26-235 İLAVE DİNGİL	Dikmen No	M (mm)	A-B (mm)	C (mm)	ØD (ØxØxmm)	AĞIRLIK Weight(kg)
		KS300.29.00	Komple Makas		160		85,000
		KS300.29.01	90x13	834-630	K. DÜZ		13,200
		KS300.29.02	90x13	810-620	K. DÜZ		12,700
		KS300.29.03	90x13	840-565	K. KIVRIK		12,200
		KS300.29.04	90x13	600-430	K. DÜZ		8,840
		KS300.29.05	90x13	550-378	K. DÜZ		8,200
		KS300.29.06	90x13	455-330	K. DÜZ		6,700
		KS300.29.07	90x13	382-282	K. DÜZ		5,600
		KS300.29.08	90x13	310-234	K. DÜZ		4,500
		KS300.29.09	90x13	236-186	K. DÜZ		3,400
		KS300.29.10	90x13	163-138	K. DÜZ		2,300
		KS300.29.11	90x13	90-90	K. DÜZ		1,420
		KS300.29.12	90x13	90-90	K. DÜZ		1,420
		KS300.29.13	90x13	90-90	K. DÜZ		1,420

Ref. No. : 24278TA

Avrupa Kodu:

KS300.32.00	HİNO ÖN (6 TEKER)	Dikmen No	M (mm)	A-B (mm)	C (mm)	ØD (ØxØxmm)	AĞIRLIK Weight(kg)
		KS300.32.00	Komple Makas		120		26,000
		KS300.32.01	70x10	600-600	K. BURÇLU	70xØ31xØ25	7,880
		KS300.32.02	70x10	760-605	K. KIVRIK		6,900
		KS300.32.03	70x10	455-455	K. SÜZME		4,700
		KS300.32.04	70x10	315-315	K. SÜZME		3,100
		KS300.32.05	70x10	175-175	K. SÜZME		1,720

Ref. No. : 48110A0059A

Avrupa Kodu:

KS300.33.00	HİNO ARKA (6 TEKER)	Dikmen No	M (mm)	A-B (mm)	C (mm)	ØD (ØxØxmm)	AĞIRLIK Weight(kg)
		KS300.33.00	Komple Makas		135		70,000
		KS300.33.01M	70x10	500-500	K. DÜZ		6,000
		KS300.33.02M	70x10	450-450	K. DÜZ		5,000
		KS300.33.03M	70x10	450-450	K. DÜZ		5,000
		KS300.33.04M	70x10	360-360	K. DÜZ		4,000
		KS300.33.05M	70x10	295-295	K. DÜZ		3,000
		KS300.33.06M	70x10	230-230	K. DÜZ		2,500
		KS300.33.07M	70x10	155-155	K. DÜZ		1,500
		KS300.33.01	70x11	650-650	K. BURÇLU	70xØ31xØ25	9,200
		KS300.33.02	70x11	810-655	K. KIVRIK		8,000
		KS300.33.03	70x11	655-655	K. DÜZ		7,580
		KS300.33.04	70x11	500-500	K. DÜZ		6,000
		KS300.33.05	70x11	390-390	K. DÜZ		4,500
		KS300.33.06	70x11	280-280	K. DÜZ		3,500
		KS300.33.07	70x11	190-190	K. DÜZ		2,300



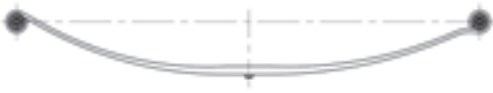



Ref. No. : 48210A0060A


Avrupa Kodu:

MERCEDES



A :Sağ Mesafe / Right Distance
 B :Sol Mesafe / Left Distance
 C :Kavis- Ticari Sınıf / Curve- Commercial Class
 D :Burç Ölçüleri / Bush Dimension
 M :Malzeme Ebatı / Material Dimension

PS400.11.00	MERCEDES SPRINTER TORSİYON YAYI (İNCE)	Dikmen No	M (mm)	A-B (mm)	C (mm)	ØD (ØxØxmm)	AĞIRLIK Weight(kg)	
		PS400.11.00	Komple Makas		151		23,600	
		PS400.11.01	110x12,20	650-650	P. DÜZ		11,400	
		PS400.11.02	110x12,20	650-650	P. DÜZ		11,400	
Ref. No. : 9033200001		Avrupa Kodu: 33704000						
PS400.12.00	MERCEDES SPRINTER 308D-312D ARKA	Dikmen No	M (mm)	A-B (mm)	C (mm)	ØD (ØxØxmm)	AĞIRLIK Weight(kg)	
		PS400.12.00	Komple Makas		157	"80x54x Ø50xØ12"	21,400	
		PS400.12.01	70x19	740-753	P. BURÇLU		13,100	
		PS400.12.02	70x20	620-620	P. DÜZ		"80x60x Ø33xØ12"	8,100
Ref. No. : 9033200606 / 9033200706 / 2D0511131AN		Avrupa Kodu: 33715000						
PS400.13.00	MERCEDES SPRINTER 208 D ARKA	Dikmen No	M (mm)	A-B (mm)	C (mm)	ØD (ØxØxmm)	AĞIRLIK Weight(kg)	
		PS400.13.00	Komple Makas		140	"80x54x Ø50xØ12"	12,700	
		PS400.13.01	70x23	740-753	P. BURÇLU		12,700	
Ref. No. : 9023201506		Avrupa Kodu: 33709000						
PS400.14.00	MERCEDES SPRINTER CDI ARKA	Dikmen No	M (mm)	A-B (mm)	C (mm)	ØD (ØxØxmm)	AĞIRLIK Weight(kg)	
		PS400.14.00	Komple Makas		145	"80x54x Ø50xØ12"	15,200	
		PS400.14.01	70x25	753-740	P. BURÇLU		15,200	
Ref. No. : 9033201706		Avrupa Kodu: 33743000						
PS400.15.00	MERCEDES SPRINTER PİMLİ ARKA	Dikmen No	M (mm)	A-B (mm)	C (mm)	ØD (ØxØxmm)	AĞIRLIK Weight(kg)	
		PS400.15.00	Komple Makas		124	"80x54x Ø50xØ12"	14,800	
		PS400.15.01	70x25	740-753	P. BURÇLU		"80-60x Ø33-Ø12"	14,800
Ref. No. : 9033200506 / 9033200406		Avrupa Kodu: 33713000						
PS400.17.00	MERCEDES SPRINTER 412 ARKA	Dikmen No	M (mm)	A-B (mm)	C (mm)	ØD (ØxØxmm)	AĞIRLIK Weight(kg)	
		PS400.17.00	Komple Makas		150	"80x58x Ø50xØ16"	32,200	
		PS400.17.01	70x12	740-750	K. BURÇLU		11,500	
		PS400.17.02	70x15	665-665	P. DÜZ		"80x63x Ø39xØ16"	7,500
		PS400.17.03	70x28	665-665	P. DÜZ		12,400	
Ref. No. : 9043201806 / 9043201606		Avrupa Kodu: 33737000						



A :Sağ Mesafe / Right Distance
 B :Sol Mesafe / Left Distance
 C :Kavis- Ticari Sınıf / Curve- Commercial Class
 D :Burç Ölçüleri / Bush Dimension
 M :Malzeme Ebatı / Material Dimension

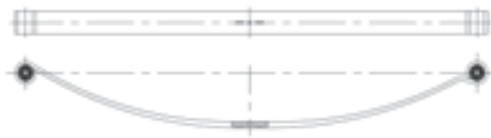
PS400.19.00	MERCEDES SPRINTER TORSİYON YAYI (KALIN)	Dikmen No	M (mm)	A-B (mm)	C (mm)	ØD (Øx Øxmm)	AĞIRLIK Weight(kg)
		PS400.19.00	Komple Makas		144		14,350
		PS400.19.01	110x15	650-650	P. DÜZ		13,600



Ref. No. : 9023200401

Avrupa Kodu: 33702000

PS400.20.00	MERCEDES SPRINTER CDI 313 ARKA	Dikmen No	M (mm)	A-B (mm)	C (mm)	ØD (Øx Øxmm)	AĞIRLIK Weight(kg)
		PS400.20.00	Komple Makas		150		13,600
		PS400.20.01	70x19	740-753	P. BURÇLU	"80x56x Ø50xØ12"	13,600



Ref. No. :

Avrupa Kodu:

PS400.23.00	MERCEDES SPRINTER CDI 315 ARKA	Dikmen No	M (mm)	A-B (mm)	C (mm)	ØD (Øx Øxmm)	AĞIRLIK Weight(kg)
		PS400.23.00	Komple Makas		145		23,600
		PS400.23.01	70x20	753-740	P. BURÇLU	"80x57x Ø63xØ12"	14,800
		PS400.23.02	70x20	615-625	P.DÜZ		8,000



Ref. No. : 9063200406

Avrupa Kodu: 33785000

PS400.25.00	MERCEDES SPRINTER ÖN TORSİYON YAYI	Dikmen No	M (mm)	A-B (mm)	C (mm)	ØD (Øx Øxmm)	AĞIRLIK Weight(kg)
		PS400.25.00	Komple Makas		149		23,000
		PS400.25.01	100x13,1	650-650	P. DÜZ		11,000
		PS400.25.02	100x13,1	650-650	P. DÜZ		11,000



Ref. No. : 9043200301 / 9043200401 / 9043200201 / 2D0411101C / 9033200005

Avrupa Kodu: 33706000 / 33708000

PS400.32.00	MERCEDES 609 ARKA	Dikmen No	M (mm)	A-B (mm)	C (mm)	ØD (Øx Øxmm)	AĞIRLIK Weight(kg)
		PS400.32.00	Komple Makas		170		57,000
		PS400.32.01	70x14	790-790	K. BURÇLU	Ø49,5	15,000
		PS400.32.02	70x14	1042-843	K. KIVRIK		13,200
		PS400.32.03	70x14	695-695	K. DÜZ		10,300
		PS400.32.04	70x36	635-635	P. DÜZ		18,000



Ref. No. :

Avrupa Kodu: 33319800

PS400.33.00	MERC. SPRT. 412 ARKA	Dikmen No	M (mm)	A-B (mm)	C (mm)	ØD (Øx Øxmm)	AĞIRLIK Weight(kg)
		PS400.33.00	Komple Makas		105		16,750
		PS400.33.01	70x25	753-740	P. BURÇLU	"80x57x Ø63xØ12"	16,750



Ref. No. : 9063201806 / 2E1511131B / 9063207506

Avrupa Kodu: 33771000 / 33961000



A :Sağ Mesafe / Right Distance
 B :Sol Mesafe / Left Distance
 C :Kavis- Ticari Sınıf / Curve- Commercial Class
 D :Burç Ölçüleri / Bush Dimension
 M :Malzeme Ebatı / Material Dimension

PS400.40.00	MERCEDES SPRINTER ARKA	Dikmen No	M (mm)	A-B (mm)	C (mm)	ØD (Øx Øxmm)	AĞIRLIK Weight(kg)
		PS400.40.00	Komple Makas		155	"80x54x Ø50xØ12"	12,800
		PS400.40.01	70x23	740-753	P. BURÇLU		12,800
						"80x60x Ø33xØ12"	

Ref. No. : 9023201006 / 9023201106 / 2D0511131AD

Avrupa Kodu: 33707000

PS400.41.00	MERCEDES SPRINTER TORSİYON YAYI	Dikmen No	M (mm)	A-B (mm)	C (mm)	ØD (Øx Øxmm)	AĞIRLIK Weight(kg)
		PS400.41.00	Komple Makas		135		14,900
		PS400.41.01	110x15	650-650	P. DÜZ		13,600

Ref. No. : 9013200601

Avrupa Kodu: 33700000

PS400.45.00	MERCEDES SPRINTER ARKA	Dikmen No	M (mm)	A-B (mm)	C (mm)	ØD (Øx Øxmm)	AĞIRLIK Weight(kg)
		PS400.45.00	Komple Makas		128	80x56xØ50 xØ16	34,800
		PS400.45.01	70x15	740-753	P. BURÇLU		13,000
		PS400.45.02	70x17	660-660	P. DÜZ	80x63xØ39 xØ16	8,300
		PS400.45.03	70x28	665-665	P. DÜZ		13,100

Ref. No. : 9063200206

Avrupa Kodu: 33781000

PS400.50.00	MERCEDES SPRINTER ARKA	Dikmen No	M (mm)	A-B (mm)	C (mm)	ØD (Øx Øxmm)	AĞIRLIK Weight(kg)
		PS400.50.00	Komple Makas		121	"80x54x Ø50xØ12"	22,000
		PS400.50.01	70x19	740-753	P. BURÇLU		13,350
		PS400.50.02	70x20	690-690	P. DÜZ		8,400

Ref. No. : 9033201906

Avrupa Kodu: 33735000

PS400.58.00	MERCEDES SPRINTER ARKA	Dikmen No	M (mm)	A-B (mm)	C (mm)	ØD (Øx Øxmm)	AĞIRLIK Weight(kg)
		PS400.58.00	Komple Makas		109	"80x57x Ø63xØ12"	17,300
		PS400.58.01	70x26	739-754	P. BURÇLU		17,300


Ref. No. : 9063203206

Avrupa Kodu: 33783000

PS400.59.00	MERCEDES SPRINTER ARKA	Dikmen No	M (mm)	A-B (mm)	C (mm)	ØD (Øx Øxmm)	AĞIRLIK Weight(kg)
		PS400.59.00	Komple Makas		160	"80x63x Ø39xØ16"	32,300
		PS400.59.01	70x12	740-753	P. BURÇLU		11,700
		PS400.59.02	70x15	665-665	P. DÜZ		7,900
		PS400.59.03	70x28	665-665	P. DÜZ		12,300

Ref. No. : 9043200606 / 9043200506

Avrupa Kodu: 33721000





A :Sağ Mesafe / Right Distance
 B :Sol Mesafe / Left Distance
 C :Kavis- Ticari Sınıf / Curve- Commercial Class
 D :Burç Ölçüleri / Bush Dimension
 M :Malzeme Ebatı / Material Dimension


PS400.74.00	MERCEDES 207-308 ARKA	Dikmen No	M (mm)	A-B (mm)	C (mm)	ØD (Øx Øxmm)	AĞIRLIK Weight(kg)
		PS400.74.00	Komple Makas		182	"Ø12xØ32x70x50"	14,000
		PS400.74.01	60x15	610-690	P. BURÇLU		6,900
		PS400.74.02	60x15	760-840	P. KIVRIK		7,100
Ref. No. : 6113200802 / 6113200702		Avrupa Kodu: 31514000					
PS400.75.00	MERCEDES 207 ARKA	Dikmen No	M (mm)	A-B (mm)	C (mm)	ØD (Øx Øxmm)	AĞIRLIK Weight(kg)
		PS400.75.00	Komple Makas		185	"Ø12xØ32x70x50"	13,800
		PS400.75.01	60x14	610-690	P. BURÇLU		6,500
		PS400.75.02	60x14	770-850	P. KIVRIK		6,700
Ref. No. : 6023200202 / 6023200302		Avrupa Kodu: 30520000					
PS400.85.00	MERCEDES ARKA	Dikmen No	M (mm)	A-B (mm)	C (mm)	ØD (Øx Øxmm)	AĞIRLIK Weight(kg)
		PS400.85.00	Komple Makas		50-170	Ø41	20,000
		PS400.85.01	70x16	660-890	P. BURÇLU		10,000
		PS400.85.02	70x16	835-940	P. KIVRIK		8,500
Ref. No. : 6683200502		Avrupa Kodu: 33320800					
PS400.92.00	MERCEDES ARKA	Dikmen No	M (mm)	A-B (mm)	C (mm)	ØD (Øx Øxmm)	AĞIRLIK Weight(kg)
		PS400.92.00	Komple Makas		144	Ø60	14,500
		PS400.92.01	70x20	750-740	P.KIVRIK		14,500
Ref. No. :		Avrupa Kodu:					
PS400.98.00	MERCEDES SPRINTER ARKA	Dikmen No	M (mm)	A-B (mm)	C (mm)	ØD (Øx Øxmm)	AĞIRLIK Weight(kg)
		PS400.98.00	Komple Makas		84 / 198-216	"Ø12xØ63x80x57"	15,200
		PS400.98.01	70x26	745-250	P. BURÇLU		15,200
Ref. No. :		Avrupa Kodu:					
PS400.99.00	MERCEDES SPRINTER ARKA	Dikmen No	M (mm)	A-B (mm)	C (mm)	ØD (Øx Øxmm)	AĞIRLIK Weight(kg)
		PS400.99.00	Komple Makas		84 / 198-216	"Ø12xØ63x80x57"	15,200
		PS400.99.01	70x26	745-250	P. BURÇLU		15,200
Ref. No. :		Avrupa Kodu: 91020000					




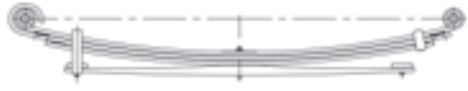
A :Sağ Mesafe / Right Distance
 B :Sol Mesafe / Left Distance
 C :Kavis- Ticari Sınıf / Curve- Commercial Class
 D :Burç Ölçüleri / Bush Dimension
 M :Malzeme Ebatı / Material Dimension


PS401.02.00	MERCEDES SPRINTER ARKA	Dikmen No	M (mm)	A-B (mm)	C (mm)	ØD (Øx Øxmm)	AĞIRLIK Weight(kg)
	PS401.02.00	Komple Makas		128	80x57xØ63 xØ12	26,500	
	PS401.02.01	70x19	753-740	P. BURÇLU		15,200	
	PS401.02.02	70x23	670-650	P.DÜZ		10,000	
Ref. No. : 9063202506		Avrupa Kodu: 33787000					

PS401.14.00	MERCEDES SPRINTER ARKA	Dikmen No	M (mm)	A-B (mm)	C (mm)	ØD (Øx Øxmm)	AĞIRLIK Weight(kg)
	PS401.14.00	Komple Makas		100	P. KIVRIK	Ø60	14,850
	PS401.14.01	70x20	750-740				
Ref. No. :		Avrupa Kodu:					

PS401.15.00	MERCEDES SPRINTER ARKA	Dikmen No	M (mm)	A-B (mm)	C (mm)	ØD (Øx Øxmm)	AĞIRLIK Weight(kg)
	PS401.15.00	Komple Makas		100	P. KIVRIK	Ø60	16,750
	PS401.15.01	70x25	750-740				
Ref. No. :		Avrupa Kodu:					


PS401.30.00	MERCEDES SPRINTER ARKA	Dikmen No	M (mm)	A-B (mm)	C (mm)	ØD (Øx Øxmm)	AĞIRLIK Weight(kg)
	PS401.30.00	Komple Makas		140	P.BURÇLU	"80x63x Ø39xØ16"	11,600
	PS401.30.01	70x12	740-750				
Ref. No. : 9043201406		Avrupa Kodu: 33749000					


PS401.60.00	MERCEDES ARKA	Dikmen No	M (mm)	A-B (mm)	C (mm)	ØD (Øx Øxmm)	AĞIRLIK Weight(kg)
	PS401.60.00	Komple Makas		121	K. BURÇLU	"d30xD53 x87x57"	35,500
	PS401.60.01	70x14	790-790				16,000
	PS401.60.02	70x14	1035-775	K. KIVRIK	"d30xD54 x87x57"	9,000	
	PS401.60.03	70x14	715-715	K. DÜZ		9,500	
	PS401.60.04	70x38	645-645	P. DÜZ			
Ref. No. : 6693201106		Avrupa Kodu: 33315900					


PS401.61.00	MERCEDES ARKA	Dikmen No	M (mm)	A-B (mm)	C (mm)	ØD (Øx Øxmm)	AĞIRLIK Weight(kg)
	PS401.61.00	Komple Makas		121	K. BURÇLU	"d30xD53 x87x57"	35,500
	PS401.61.01	70x14	790-790				16,000
	PS401.61.02	70x14	1035-775	K. KIVRIK	"d30xD54 x87x57"	9,000	
	PS401.61.03	70x14	715-715	K. DÜZ		9,500	
	PS401.61.04	70x38	645-645	P. DÜZ			
Ref. No. : 6693200906		Avrupa Kodu: 33315800					





A :Sağ Mesafe / Right Distance
 B :Sol Mesafe / Left Distance
 C :Kavis- Ticari Sınıf / Curve- Commercial Class
 D :Burç Ölçüleri / Bush Dimension
 M :Malzeme Ebatı / Material Dimension


PS401.63.00	MERCEDES SPRINTER ARKA	Dikmen No	M (mm)	A-B (mm)	C (mm)	ØD (Øx Øxmm)	AĞIRLIK Weight(kg)
	PS401.63.00	Komple Makas		70		"Ø16xØ50 x80x57"	30,200
	PS401.63.01	70x19	740-750	K. BURÇLU			20,200
	PS401.63.02	70x28	540-550	P. DÜZ		"Ø16xØ39 x80x58"	10,000
Ref. No. : 9043201706		Avrupa Kodu: 33733000					

PS401.76.00	MERCEDES ARKA	Dikmen No	M (mm)	A-B (mm)	C (mm)	ØD (Øx Øxmm)	AĞIRLIK Weight(kg)
	PS401.76.00	Komple Makas		144		"Ø42xØ45 x70"	12,200
	PS401.76.01	70x21	690-710	P. BURÇLU			12,200
Ref. No. : 6313200506		Avrupa Kodu: 33361000					

PS401.76.00.T	MERCEDES ARKA (TAKVİYELİ)	Dikmen No	M (mm)	A-B (mm)	C (mm)	ØD (Øx Øxmm)	AĞIRLIK Weight(kg)
	PS401.76.00.T	Komple Makas		144		"Ø42xØ45 x70"	21,500
	PS401.76.01	70x21	690-710	P. BURÇLU			12,200
	PS401.76.02.T	70x18	650-670	P. DÜZ			9,300
Ref. No. :		Avrupa Kodu:					


PS400.01.00	MERCEDES 15-17 ATEGO ÖN	Dikmen No	M (mm)	A-B (mm)	C (mm)	ØD (Øx Øxmm)	AĞIRLIK Weight(kg)
	PS400.01.00	Komple Makas		175		96x64x Ø56xØ18	42,800
	PS400.01.01	80x26	860-935	P. BURÇLU			23,800
	PS400.01.02	80x28	980-880	P. KIVRIK			17,800
Ref. No. :		Avrupa Kodu:					

PS400.01.00.T	MERCEDES 15-17 ATEGO ÖN (TAKVİYELİ)	Dikmen No	M (mm)	A-B (mm)	C (mm)	ØD (Øx Øxmm)	AĞIRLIK Weight(kg)
	PS400.01.00.T	Komple Makas		175		96x64x Ø56xØ18	58,900
	PS400.01.01	80x26	860-935	P. BURÇLU			23,800
	PS400.01.02	80x28	980-880	P. KIVRIK			17,800
	PS400.01.03	80x26	820-880	P.DÜZ			17,300
Ref. No. :		Avrupa Kodu:					

PS400.02.00	MERCEDES 15-17 ATEGO ARKA	Dikmen No	M (mm)	A-B (mm)	C (mm)	ØD (Øx Øxmm)	AĞIRLIK Weight(kg)
	PS400.02.00	Komple Makas		90		"96-84x Ø63xØ22"	101,000
	PS400.02.01	80x26	850-850	P. BURÇLU			27,000
	PS400.02.02	80x28	845-910	P. DÜZ		"96-62x Ø64xØ22"	23,000
	PS400.02.03	80x39	845-845	P. DÜZ			24,000
	PS400.02.04	80x39	845-845	P. DÜZ			24,000
Ref. No. :		Avrupa Kodu:					




A :Sağ Mesafe / Right Distance
 B :Sol Mesafe / Left Distance
 C :Kavis- Ticari Sınıf / Curve- Commercial Class
 D :Burç Ölçüleri / Bush Dimension
 M :Malzeme Ebatı / Material Dimension

PS400.05.00	MERCEDES 32-28 AVARE DİNGİL (KIRK AYAK)	Dikmen No	M (mm)	A-B (mm)	C (mm)	ØD (Øx Øxmm)	AĞIRLIK Weight(kg)
		PS400.05.00	Komple Makas		65	"102xØ59 xØ25"	23,000
		PS400.05.01	100x50	535-105	P. BURÇLU		23,000


Ref. No. :

Avrupa Kodu:

PS400.06.00	MERCEDES 18-40 ACTROS ÖN	Dikmen No	M (mm)	A-B (mm)	C (mm)	ØD (Øx Øxmm)	AĞIRLIK Weight(kg)
		PS400.06.00	Komple Makas		118	"96-88x Ø62xØ24"	59,350
		PS400.06.01	90x29	900-900	P. BURÇLU		32,480
		PS400.06.02	90x29	1200-925	P. KIVRIK		23,820


Ref. No. : 0003200202 / 3753201002 / 3753203502 / 9583201302 / 9583201202

Avrupa Kodu: 33818000

PS400.06.00.T	MERCEDES 18-40 ACTROS ÖN (90x28) (TAKVİYELİ)	Dikmen No	M (mm)	A-B (mm)	C (mm)	ØD (Øx Øxmm)	AĞIRLIK Weight(kg)
		PS400.06.00.T	Komple Makas		118	"96-88x Ø62xØ24"	80,800
		PS400.06.01	90x28	900-900	P. BURÇLU		32,480
		PS400.06.02	90x28	1200-925	P. KIVRIK		23,820
		PS400.06.03.T	90x28	925-925	P. DÜZ		21,600


Ref. No. :

Avrupa Kodu:

PS400.07.00	MERCEDES 33-40 ACTROS ÖN	Dikmen No	M (mm)	A-B (mm)	C (mm)	ØD (Øx Øxmm)	AĞIRLIK Weight(kg)
		PS400.07.00	Komple Makas		130	"96-88x Ø62xØ24"	71,000
		PS400.07.01	90x25	900-900	P. BURÇLU		29,000
		PS400.07.02	90x25	910-910	P. DÜZ		19,600
		PS400.07.03	90x25	1205-910	P. KIVRIK		20,800


Ref. No. :

Avrupa Kodu:

PS400.07.00.T	MERCEDES 33-40 ACTROS ÖN (TAKVİYELİ)	Dikmen No	M (mm)	A-B (mm)	C (mm)	ØD (Øx Øxmm)	AĞIRLIK Weight(kg)
		PS400.07.00.T	Komple Makas		130	"96-88x Ø62xØ24"	90,000
		PS400.07.01	90x25	900-900	P. BURÇLU		29,000
		PS400.07.02	90x25	910-910	P. DÜZ		19,600
		PS400.07.03	90x25	1205-910	P. KIVRIK		20,800
		PS400.07.04.T	90x25	910-910	P. DÜZ		19,540


Ref. No. :

Avrupa Kodu:


PS400.08.00	MERCEDES ACTROS 41-40 ÖN (1. DİNGİL)	Dikmen No	M (mm)	A-B (mm)	C (mm)	ØD (Øx Øxmm)	AĞIRLIK Weight(kg)
		PS400.08.00	Komple Makas		83	"96-88x Ø62xØ24"	61,000
		PS400.08.01	90x23	900-680	P. BURÇLU		26,300
		PS400.08.02	90x23	925-700	P. DÜZ		16,000
		PS400.08.03	90x23	1220-700	P. KIVRIK		17,300

Ref. No. :

Avrupa Kodu:




A :Sağ Mesafe / Right Distance
 B :Sol Mesafe / Left Distance
 C :Kavis- Ticari Sınıf / Curve- Commercial Class
 D :Burç Ölçüleri / Bush Dimension
 M :Malzeme Ebatı / Material Dimension

PS400.08.00.T	MERCEDES ACTROS 41-40 ÖN (1. DİNGİL) (TAKVİYELİ)	Dikmen No	M (mm)	A-B (mm)	C (mm)	ØD (Øx Øxmm)	AĞIRLIK Weight(kg)
	PS400.08.00.T	Komple Makas		88	"96-88x Ø62xØ24"	77,000	
	PS400.08.01	90x23	900-680	P. BURÇLU		26,300	
	PS400.08.02	90x23	925-700	P. DÜZ		16,000	
	PS400.08.03	90x23	1220-700	P. KIVRIK		17,300	
	PS400.08.04.T	90x23	925-700	P. DÜZ		16,000	


Ref. No. :

Avrupa Kodu:

PS400.09.00	MERCEDES ACTROS 41-40 ÖN (2. DİNGİL)	Dikmen No	M (mm)	A-B (mm)	C (mm)	ØD (Øx Øxmm)	AĞIRLIK Weight(kg)
	PS400.09.00	Komple Makas		77	"96-88x Ø62xØ24"	63,600	
	PS400.09.01	90x23	780-800	P. BURÇLU		26,500	
	PS400.09.02	90x25	795-810	P. DÜZ		17,000	
	PS400.09.03	90x25	1080-810	P. KIVRIK		18,500	

Ref. No. : 9493200302 / 3753202102

Avrupa Kodu: 33698000

PS400.09.00.T	MERCEDES ACTROS 41-40 ÖN (2. DİNGİL) (TAKVİYELİ)	Dikmen No	M (mm)	A-B (mm)	C (mm)	ØD (Øx Øxmm)	AĞIRLIK Weight(kg)
	PS400.09.00.T	Komple Makas		83	"96-88x Ø62xØ24"	80,600	
	PS400.09.01	90x23	780-800	P. BURÇLU		26,500	
	PS400.09.02	90x25	795-810	P. DÜZ		17,000	
	PS400.09.03	90x25	1080-810	P. KIVRIK		18,500	
	PS400.09.04.T	90x25	810-810	P. DÜZ		17,000	


Ref. No. :

Avrupa Kodu:

PS400.10.00	MERCEDES ACTROS 33-40 ARKA	Dikmen No	M (mm)	A-B (mm)	C (mm)	ØD (Øx Øxmm)	AĞIRLIK Weight(kg)
	PS400.10.00	Komple Makas		41		138,600	
	PS400.10.01	100x37	780-780	P. DÜZ		30,600	
	PS400.10.02	100x37	738-738	P. DÜZ		26,600	
	PS400.10.03	100x37	741-741	P. DÜZ		26,600	
	PS400.10.04	100x37	744-744	P. DÜZ		26,600	
	PS400.10.05	100x37	750-750	P. DÜZ		26,600	


Ref. No. : 9483201605 / 9483203005 / 3753200905

Avrupa Kodu: 33885000 / 33805000

PS400.16.00	MERC. 26-22 KABİN YAYI	Dikmen No	M (mm)	A-B (mm)	C (mm)	ØD (Øx Øxmm)	AĞIRLIK Weight(kg)
	PS400.16.00	Komple Makas		90		5,500	
	PS400.16.01	50x21	490-490	P. KIVRIK	Ø39,5	5,500	

Ref. No. : 6208910051

Avrupa Kodu: 31993100

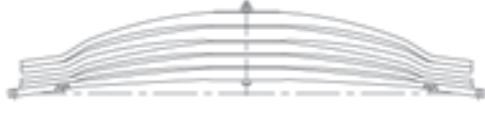
PS400.18.00	MERCEDES ACTROS 40-40 ÖN (1. DİNGİL)	Dikmen No	M (mm)	A-B (mm)	C (mm)	ØD (Øx Øxmm)	AĞIRLIK Weight(kg)
	PS400.18.00	Komple Makas		95	"96-88x Ø62xØ24"	78,000	
	PS400.18.01	90x28	970-840	P. BURÇLU		32,800	
	PS400.18.02	90x28	985-845	P. DÜZ		21,160	
	PS400.18.03	90x28	1300-840	P. KIVRIK		23,000	


Ref. No. : 9443200102


Avrupa Kodu: 33808000





A :Sağ Mesafe / Right Distance
 B :Sol Mesafe / Left Distance
 C :Kavis- Ticari Sınıf / Curve- Commercial Class
 D :Burç Ölçüleri / Bush Dimension
 M :Malzeme Ebatı / Material Dimension


PS400.21.00	MERCEDES 41-48 ARKA	Dikmen No	M (mm)	A-B (mm)	C (mm)	ØD (Øx Øxmm)	AĞIRLIK Weight(kg)
		PS400.21.00	Komple Makas		43		165,800
		PS400.21.01	100x41	830-830	P. DÜZ		34,000
		PS400.21.02	100x41	785-785	P. DÜZ		28,800
		PS400.21.03	100x41	785-785	P. DÜZ		28,800
		PS400.21.04	100x48	790-790	P. DÜZ		36,200
		PS400.21.05	100x48	790-790	P. DÜZ		36,200
Ref. No. : 9483201405 / 9483202405		Avrupa Kodu: 33839000					

PS400.22.00	MERCEDES 32-34 ARKA	Dikmen No	M (mm)	A-B (mm)	C (mm)	ØD (Øx Øxmm)	AĞIRLIK Weight(kg)
		PS400.22.00	Komple Makas		58		84,000
		PS400.22.01	90x43	750-750	P. DÜZ		27,900
		PS400.22.02	90x43	750-750	P. DÜZ		27,900
		PS400.22.03	90x43	750-750	P. DÜZ		27,900
Ref. No. : 6253200305		Avrupa Kodu: 33679000					

PS400.24.00	MERCEDES 41-48 ÖN	Dikmen No	M (mm)	A-B (mm)	C (mm)	ØD (Øx Øxmm)	AĞIRLIK Weight(kg)
		PS400.24.00	Komple Makas		95	"96-80x Ø62xØ24"	79,500
		PS400.24.01	90x22	970-610	P. BURÇLU		26,500
		PS400.24.02	90x22	985-630	P. DÜZ		16,500
		PS400.24.03	90x22	985-630	P. DÜZ		16,500
		PS400.24.04	90x22	1295-630	P. KIVRIK		18,900
Ref. No. : 9493200602		Avrupa Kodu: 33814000					

PS400.31.00	MERCEDES 11-17/13-20 ARKA	Dikmen No	M (mm)	A-B (mm)	C (mm)	ØD (Øx Øxmm)	AĞIRLIK Weight(kg)
		PS400.31.00	Komple Makas		130	96x62x Ø63xØ36	70,250
		PS400.31.01	80x18	850-850	K. BURÇLU		23,700
		PS400.31.02	80x18	1171-919	K. KIVRIK		21,500
		PS400.31.03	80x47	695-695	P. DÜZ		24,170
Ref. No. : 6753202906 / 6753202806		Avrupa Kodu: 30919000					

PS400.35.00	MERCEDES KABİN YAYI	Dikmen No	M (mm)	A-B (mm)	C (mm)	ØD (Øx Øxmm)	AĞIRLIK Weight(kg)
		PS400.35.00	Komple Makas			Ø34	4,500
		PS400.35.01	90x9	686,6			4,500
Ref. No. : 6208910151 / 6208900005		Avrupa Kodu: 31994200					

PS400.38.00	MERC. 32-34 ÖN (1. DİNGİL)	Dikmen No	M (mm)	A-B (mm)	C (mm)	ØD (Øx Øxmm)	AĞIRLIK Weight(kg)
		PS400.38.00	Komple Makas		130	"76x68x Ø60xØ22 "	71,400
		PS400.38.01	80x22	857-857	P. BURÇLU		21,840
		PS400.38.02	80x22	1105-955	P. KIVRIK		16,200
		PS400.38.03	80x22	895-895	P. DÜZ		15,600
		PS400.38.04	80x22	895-895	P. DÜZ		15,500
Ref. No. : 6533200002		Avrupa Kodu: 33612000					



A :Sağ Mesafe / Right Distance
 B :Sol Mesafe / Left Distance
 C :Kavis- Ticari Sınıf / Curve- Commercial Class
 D :Burç Ölçüleri / Bush Dimension
 M :Malzeme Ebatı / Material Dimension

PS400.43.00	MERCEDES ACTROS ÖN	Dikmen No	M (mm)	A-B (mm)	C (mm)	ØD (Øx Øxmm)	AĞIRLIK Weight(kg)
		PS400.43.00	Komple Makas		145	"96-88x Ø62xØ24"	69,000
		PS400.43.01	90x22	900-900	P. BURÇLU		26,500
		PS400.43.02	90x25	915-915	P. DÜZ		20,500
		PS400.43.03	90x25	1205-915	P. KIVRIK		22,000

Ref. No. : 9433200302 / 3753201402

Avrupa Kodu: 33682000

PS400.44.00	MERCEDES ARKA	Dikmen No	M (mm)	A-B (mm)	C (mm)	ØD (Øx Øxmm)	AĞIRLIK Weight(kg)
		PS400.44.00	Komple Makas		160	76-68x Ø60xØ22	86,000
		PS400.44.01	70x18	860-860	P. BURÇLU		20,000
		PS400.44.02	70x14	1090-955	K. KIVRIK		14,850
		PS400.44.03	70x14	770-770	K. SÜZME		11,400
		PS400.44.04	70x14	680-680	K. SÜZME		10,000
		PS400.44.05	70x13	590-590	K. SÜZME		8,100
		PS400.44.06	70x13	500-500	K. SÜZME		6,800
		PS400.44.07	70x13	410-410	K. SÜZME		5,600
		PS400.44.08	70x13	320-320	K. SÜZME		4,300
		PS400.44.09	70x13	230-230	K. SÜZME		3,000
		PS400.44.10	70x13	140-140	K. SÜZME	1,900	

Ref. No. : 6523201602

Avrupa Kodu: 33638000

PS400.49.00	MERCEDES ACTROS ARKA	Dikmen No	M (mm)	A-B (mm)	C (mm)	ØD (Øx Øxmm)	AĞIRLIK Weight(kg)
		PS400.49.00	Komple Makas		45		98,600
		PS400.49.01	100x37	780-780	P.DÜZ		32,100
		PS400.49.02	100x37	740-740	P. DÜZ		28,400
		PS400.49.03	100x49	730-730	P. DÜZ		37,000

Ref. No. : 9483202205 / 9483201705 / 3753201005 / 3753201605

Avrupa Kodu: 33697000 / 33887000

PS400.51.00	MERCEDES ACTROS 41-40 ARKA	Dikmen No	M (mm)	A-B (mm)	C (mm)	ØD (Øx Øxmm)	AĞIRLIK Weight(kg)
		PS400.51.00	Komple Makas		41		112,000
		PS400.51.01	100x37	780-780	P. DÜZ		30,600
		PS400.51.02	100x37	745-745	P. DÜZ		26,600
		PS400.51.03	100x37	745-745	P. DÜZ		26,600
		PS400.51.04	100x37	745-745	P. DÜZ		26,600

Ref. No. : 9483201005 / 9483201505 / 9483203105 / 3753201205

Avrupa Kodu: 33691000 / 33883000

PS400.52.00	MERCEDES ARKA	Dikmen No	M (mm)	A-B (mm)	C (mm)	ØD (Øx Øxmm)	AĞIRLIK Weight(kg)
		PS400.52.00	Komple Makas		121	96x64x Ø58xØ36	56,800
		PS400.52.01	80x15	790-790	K. BURÇLU		18,100
		PS400.52.02	80x15	1075-850	K. KIVRIK		16,800
		PS400.52.03	80x36	660-660	P. DÜZ		19,900

Ref. No. : 6743203406 / 6743203506

Avrupa Kodu: 33401000


PS400.53.00	MERCEDES ACTROS 33-42/33-43 ÖN	Dikmen No	M (mm)	A-B (mm)	C (mm)	ØD (Øx Øxmm)	AĞIRLIK Weight(kg)
		PS400.53.00	Komple Makas		140	"96-88x Ø62xØ24"	73,000
		PS400.53.01	90x25	900-900	P. BURÇLU		29,800
		PS400.53.02	90x26	915-915	P. DÜZ		20,150
		PS400.53.03	90x26	1205-915	P. KIVRIK		21,500

Ref. No. : 9443200202 / 3753203102 / 3753201202

Avrupa Kodu: 33690000




A :Sağ Mesafe / Right Distance
 B :Sol Mesafe / Left Distance
 C :Kavis- Ticari Sınıf / Curve- Commercial Class
 D :Burç Ölçüleri / Bush Dimension
 M :Malzeme Ebatı / Material Dimension

PS400.54.00	MERCEDES ACTROS ÖN	Dikmen No	M (mm)	A-B (mm)	C (mm)	ØD (Øx Øxmm)	AĞIRLIK Weight(kg)
	PS400.54.00	Komple Makas			161	"96-88x Ø62xØ24"	66,800
	PS400.54.01	90x22	900-900	P. BURÇLU	27,000		
	PS400.54.02	90x24	920-930	P. DÜZ	18,800		
	PS400.54.03	90x24	1090-930	P. KIVRIK	21,000		


Ref. No. : 9433200402

Avrupa Kodu: 33684000

PS400.55.00	MERCEDES ACTROS ÖN	Dikmen No	M (mm)	A-B (mm)	C (mm)	ØD (Øx Øxmm)	AĞIRLIK Weight(kg)
	PS400.55.00	Komple Makas			125	"96-88x Ø62xØ24"	71,800
	PS400.55.01	90x24	900-900	P. BURÇLU	29,600		
	PS400.55.02	90x25	920-920	P. DÜZ	20,000		
	PS400.55.03	90x25	1090-920	P. DÜZ	22,000		


Ref. No. : 9433200502 / 3753201802 / 9583201002

Avrupa Kodu: 33686000

PS400.60.00	MERCEDES ACTROS 41-40 ÖN	Dikmen No	M (mm)	A-B (mm)	C (mm)	ØD (Øx Øxmm)	AĞIRLIK Weight(kg)
	PS400.60.00	Komple Makas			80	"96-88x Ø62xØ24"	62,800
	PS400.60.01	90x23	900-685	P. BURÇLU	26,600		
	PS400.60.02	90x25	915-705	P. DÜZ	17,100		
	PS400.60.03	90x25	1205-705	P. KIVRIK	18,600		


Ref. No. : 9493200202 / 3753202002

Avrupa Kodu: 33696000

PS400.63.00	MERCEDES 15-17 ATEGO ÖN	Dikmen No	M (mm)	A-B (mm)	C (mm)	ØD (Øx Øxmm)	AĞIRLIK Weight(kg)
	PS400.63.00	Komple Makas			148	"Ø16xØ49x 96-64 "	23,200
	PS400.63.01	80x30	860-940	P.BURÇLU	23,200		


Ref. No. : 9703200702 / 9703200802

Avrupa Kodu: 33810000

PS400.64.00	MERCEDES 15-17 ATEGO ARKA	Dikmen No	M (mm)	A-B (mm)	C (mm)	ØD (Øx Øxmm)	AĞIRLIK Weight(kg)
	PS400.64.00	Komple Makas			105	"96-63x Ø50xØ18 "	44,800
	PS400.64.01	80x25	800-800	P.BURÇLU	22,100		
	PS400.64.02	80x36	860-790	P.DÜZ	21,500		


Ref. No. : 9703200506 / 9703200606

Avrupa Kodu: 33831000


PS400.65.00	MERCEDES ÖN	Dikmen No	M (mm)	A-B (mm)	C (mm)	ØD (Øx Øxmm)	AĞIRLIK Weight(kg)
	PS400.65.00	Komple Makas			146	"96xØ62 xØ24"	88,000
	PS400.65.01	90x23	900-900	P. BURÇLU	28,180		
	PS400.65.02	90x23	1055-932	P. KIVRIK	20,110		
	PS400.65.03	90x23	932-932	P.DÜZ	19,980		
	PS400.65.04	90x23	932-932	P.DÜZ	18,920		

Ref. No. : 6593200502

Avrupa Kodu: 33666000

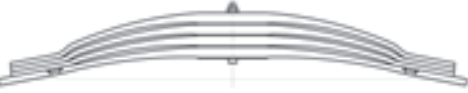


A :Sağ Mesafe / Right Distance
 B :Sol Mesafe / Left Distance
 C :Kavis- Ticari Sınıf / Curve- Commercial Class
 D :Burç Ölçüleri / Bush Dimension
 M :Malzeme Ebatı / Material Dimension

PS400.67.00	MERCEDES 18-24/18-29 ARKA	Dikmen No	M (mm)	A-B (mm)	C (mm)	ØD (Øx Øxmm)	AĞIRLIK Weight(kg)
	PS400.67.00	Komple Makas			95	"106x90x Ø62xØ24 "	116,500
	PS400.67.01	100x23	900-900	P. BURÇLU	30,000		
	PS400.67.02	100x28	920-920	P.DÜZ	19,900		
	PS400.67.03	100x28	1180-920	P. KIVRIK	25,200		
	PS400.67.04	100x46	920-920	P.DÜZ	41,500		


Ref. No. :

Avrupa Kodu:

PS400.68.00	MERCEDES ARKA	Dikmen No	M (mm)	A-B (mm)	C (mm)	ØD (Øx Øxmm)	AĞIRLIK Weight(kg)
	PS400.68.00	Komple Makas			65		101,500
	PS400.68.01	100x33	780-780	P.DÜZ	28,000		
	PS400.68.02	100x33	740-740	P.DÜZ	24,400		
	PS400.68.03	100x33	740-740	P.DÜZ	24,400		
	PS400.68.04	100x33	740-740	P.DÜZ	24,400		


Ref. No. : 9483200705 / 9483201905 / 9483202305 / 3753201105 / 3753201705

Avrupa Kodu: 33695000 / 33891000

PS400.69.00	MERCEDES ARKA	Dikmen No	M (mm)	A-B (mm)	C (mm)	ØD (Øx Øxmm)	AĞIRLIK Weight(kg)
	PS400.69.00	Komple Makas			160-80	90xØ36 xØ30	
	PS400.69.01.M	100x25	740-740	P.DÜZ	20,200		
	PS400.69.02.M	100x25	735-735	P.DÜZ	20,200		
	PS400.69.01	100x27	950-950	P. BURÇLU	31,900		
	PS400.69.02	100x27	1180-1180	P. KIVRIK	29,400		
	PS400.69.03	100x27	975-975	P.DÜZ	26,500		


Ref. No. : 3893200908

Avrupa Kodu: 30507000

PS400.70.00	MERCEDES ARKA	Dikmen No	M (mm)	A-B (mm)	C (mm)	ØD (Øx Øxmm)	AĞIRLIK Weight(kg)
	PS400.70.00	Komple Makas			185/70	"90xØ36 xØ30"	130,000
	PS400.70.01.M	100x24	760-760	P.DÜZ	19,000		
	PS400.70.02.M	100x24	760-760	P.DÜZ	18,700		
	PS400.70.01	100x25	900-900	P. BURÇLU	26,300		
	PS400.70.02	100x25	1112-1050	P. KIVRIK	24,300		
	PS400.70.03	100x25	920-920	P.DÜZ	22,700		


Ref. No. : 6213200008

Avrupa Kodu: 30537000

PS400.71.00	MERCEDES ÖN	Dikmen No	M (mm)	A-B (mm)	C (mm)	ØD (Øx Øxmm)	AĞIRLIK Weight(kg)
	PS400.71.00	Komple Makas			160		73,500
	PS400.71.01	90x21	900-900	P. BURÇLU	21,600		
	PS400.71.02	90x19	1090-970	P. KIVRIK	17,800		
	PS400.71.03	90x19	925-925	P.DÜZ	16,500		
	PS400.71.04	90x19	925-925	P.DÜZ	16,500		

Ref. No. : 6203200002

Avrupa Kodu: 30536000

PS400.72.00	MERCEDES ÖN	Dikmen No	M (mm)	A-B (mm)	C (mm)	ØD (Øx Øxmm)	AĞIRLIK Weight(kg)
	PS400.72.00	Komple Makas			100	"96-80x Ø62xØ24 "	84,000
	PS400.72.01	90x28	900-900	P. BURÇLU	34,480		
	PS400.72.02	90x29	920-920	P.DÜZ	23,500		
	PS400.72.03	90x29	1200-920	P. KIVRIK	25,700		

Ref. No. : 9443200302 / 9583200902 / 3753201902 / 9583200802


Avrupa Kodu: 33692000

Katalogda kullanılan resimler temsilidir. Siparişlerinizde katalogdaki bilgilerden faydalanınız.

All original numbers, marks and forum vehicle manufactures listed in this catalogue are for comparison purposes only.




A :Sağ Mesafe / Right Distance
 B :Sol Mesafe / Left Distance
 C :Kavis- Ticari Sınıf / Curve- Commercial Class
 D :Burç Ölçüleri / Bush Dimension
 M :Malzeme Ebatı / Material Dimension

PS400.73.01	MERCEDES İLAVE DİNGİL	Dikmen No	M (mm)	A-B (mm)	C (mm)	ØD (ØxØxmm)	AĞIRLIK Weight(kg)
			Komple Makas		-10	"168x74x Ø40x27"	15,400
		PS400.73.01	75x37	690-30	P. BURÇLU		


Ref. No. :

Avrupa Kodu:

PS400.77.00	MERCEDES ARKA	Dikmen No	M (mm)	A-B (mm)	C (mm)	ØD (ØxØxmm)	AĞIRLIK Weight(kg)
			Komple Makas		25	"96x62x Ø64xØ22"	23,200
		PS400.77.01	76x53	820-134	P. BURÇLU		


Ref. No. :

Avrupa Kodu:

PS400.82.00	MERCEDES ACTROS 18 44 ÖN	Dikmen No	M (mm)	A-B (mm)	C (mm)	ØD (ØxØxmm)	AĞIRLIK Weight(kg)	
			Komple Makas		127	"Ø24xØ62 x96x80"	58,100	
		PS400.82.01	90x28	900-900	P. BURÇLU			31,500
		PS400.82.02	90x28	1200-915	P. KIVRIK			23,200


Ref. No. : 0003200102 / 3753201702 / 3753203602

Avrupa Kodu: 33816000

PS400.83.00	MERCEDES ÖN	Dikmen No	M (mm)	A-B (mm)	C (mm)	ØD (ØxØxmm)	AĞIRLIK Weight(kg)	
			Komple Makas		95	"Ø24xØ62 x96x80"	78,400	
		PS400.83.01	90x23	900-685	P. BURÇLU			26,000
		PS400.83.02	90x23	910-695	P.DÜZ			16,400
		PS400.83.03	90x23	910-695	P.DÜZ			16,400
		PS400.83.04	90x23	1230-695	P. KIVRIK			18,400


Ref. No. : 9493200402 / 3753201502

Avrupa Kodu: 33806000

PS400.88.00	MERCEDES ÖN	Dikmen No	M (mm)	A-B (mm)	C (mm)	ØD (ØxØxmm)	AĞIRLIK Weight(kg)
			Komple Makas		180	Ø36	
		PS400.88.01	90x20	900-760	P. BURÇLU		

Ref. No. : 3343200302

Avrupa Kodu: 30936000


PS400.91.00	MERCEDES ARKA	Dikmen No	M (mm)	A-B (mm)	C (mm)	ØD (ØxØxmm)	AĞIRLIK Weight(kg)	
			Komple Makas		130	"Ø22xØ60 x76x72"		
		PS400.91.01	80x32	950-950	P. BURÇLU			31,500
		PS400.91.02	80x32	1225-1225	P. KIVRIK			28,900


Ref. No. : 6523200408


Avrupa Kodu: 33603000





A :Sağ Mesafe / Right Distance
 B :Sol Mesafe / Left Distance
 C :Kavis- Ticari Sınıf / Curve- Commercial Class
 D :Burç Ölçüleri / Bush Dimension
 M :Malzeme Ebatı / Material Dimension


PS400.95.00	MERCEDES ÖN	Dikmen No	M (mm)	A-B (mm)	C (mm)	ØD (Øx Øxmm)	AĞIRLIK Weight(kg)
	PS400.95.00	Komple Makas			120	"2xØ30x Ø25,20"	83,000
	PS400.95.01	90x20	900-765	P. BURÇLU	19,500		
	PS400.95.02	90x20	1085-835	P. KIVRIK	16,700		
	PS400.95.03	90x20	925-790	P. DÜZ	15,200		
	PS400.95.04	90x20	925-790	P. DÜZ	15,200		
	PS400.95.05	90x20	925-790	P. DÜZ	15,200		
Ref. No. : 6233200102		Avrupa Kodu: 31772000					

PS400.96.00	MERCEDES ÖN	Dikmen No	M (mm)	A-B (mm)	C (mm)	ØD (Øx Øxmm)	AĞIRLIK Weight(kg)
	PS400.96.00	Komple Makas			130	"82xØ30x Ø25,20"	79,000
	PS400.96.01	90x21	900-900	P. BURÇLU	22,000		
	PS400.96.02	90x21	1080-970	P. KIVRIK	19,500		
	PS400.96.03	90x21	925-925	P. DÜZ	18,200		
	PS400.96.04	90x21	925-925	P. DÜZ	18,200		
Ref. No. : 6203200202		Avrupa Kodu: 30544000					

PS400.97.00	MERCEDES ÖN	Dikmen No	M (mm)	A-B (mm)	C (mm)	ØD (Øx Øxmm)	AĞIRLIK Weight(kg)
	PS400.97.00	Komple Makas			203	"96x63x Ø46xØ18"	55,300
	PS400.97.01	80x19	860-860	P. BURÇLU	14,900		
	PS400.97.02	80x19	1115-918	P. KIVRIK	14,000		
	PS400.97.03	80x19	915-915	P.DÜZ	13,200		
	PS400.97.04	80x19	915-915	P.DÜZ	13,200		
Ref. No. : 6763201202 / 6763200802		Avrupa Kodu: 33402000					


PS401.01.00	MERCEDES ARKA	Dikmen No	M (mm)	A-B (mm)	C (mm)	ØD (Øx Øxmm)	AĞIRLIK Weight(kg)
	PS401.01.00	Komple Makas			105	"106-90x Ø62x24 "	119,500
	PS401.01.01	100x23	900-885	P. BURÇLU	33,800		
	PS401.01.02	100x28	920-920	P.KIVRIK	23,800		
	PS401.01.03	100x28	1150-920	P.DÜZ	25,700		
	PS401.01.04	100x40	920-920	P.DÜZ	34,800		
Ref. No. : 9433200208		Avrupa Kodu: 33681000					

PS401.07.00	MERCEDES ÖN	Dikmen No	M (mm)	A-B (mm)	C (mm)	ØD (Øx Øxmm)	AĞIRLIK Weight(kg)
	PS401.07.00	Komple Makas			138	Ø24xØ62x 80x96	91,000
	PS401.07.01	90x30	905-920	P. BURÇLU	34,500		
	PS401.07.02	90x30	1140-945	P.KIVRIK	27,500		
	PS401.07.03	90x30	925-940	P. DÜZ	26,100		
Ref. No. :		Avrupa Kodu:					

PS401.08.00	MERCEDES ÖN	Dikmen No	M (mm)	A-B (mm)	C (mm)	ØD (Øx Øxmm)	AĞIRLIK Weight(kg)
	PS401.08.00	Komple Makas			200	Ø17xØ46x 96x66	33,500
	PS401.08.01	80x20	800-920	P. BURÇLU	16,500		
	PS401.08.02	80x20	1040-970	P.KIVRIK	16,000		
Ref. No. : 6743204202 / 6743204102 / 6743201002		Avrupa Kodu: 33416000 / 31770000					

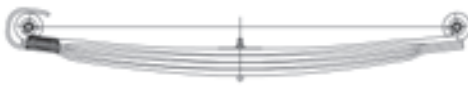


A :Sağ Mesafe / Right Distance
 B :Sol Mesafe / Left Distance
 C :Kavis- Ticari Sınıf / Curve- Commercial Class
 D :Burç Ölçüleri / Bush Dimension
 M :Malzeme Ebatı / Material Dimension

PS401.09.00	MERCEDES ÖN	Dikmen No	M (mm)	A-B (mm)	C (mm)	ØD (Øx Øxmm)	AĞIRLIK Weight(kg)
		PS401.09.00	Komple Makas		35/118(-300)	96x62xØ63 xØ36	62,000
		PS401.09.01	80x18	850-850	P. BURÇLU		21,700
		PS401.09.02	80x45	1170-317	P.KIVIRIK		39,000


Ref. No. : 6753500706 / 6753500606

Avrupa Kodu: 31994300

PS401.10.00	MERCEDES ÖN	Dikmen No	M (mm)	A-B (mm)	C (mm)	ØD (Øx Øxmm)	AĞIRLIK Weight(kg)
		PS401.10.00	Komple Makas		79	Ø24xØ62 x80x96	79,500
		PS401.10.01	90x23	780-800	P. BURÇLU		24,500
		PS401.10.02	90x23	795-815	P. DÜZ		16,300
		PS401.10.03	90x23	795-815	P. DÜZ		16,300
		PS401.10.04	90x23	1100-815	P.KIVIRIK		18,450


Ref. No. : 9493200502

Avrupa Kodu: 33804000

PS401.13.00	MERCEDES ATEGO 21-24 ÖN	Dikmen No	M (mm)	A-B (mm)	C (mm)	ØD (Øx Øxmm)	AĞIRLIK Weight(kg)
		PS401.13.00	Komple Makas		150	Ø18xØ62 x80x96	61,000
		PS401.13.01	80x23	860-935	P. BURÇLU		25,700
		PS401.13.02	80x24	985-875	P.KIVIRIK		18,200
		PS401.13.03	80x24	785-865	P. DÜZ		16,500


Ref. No. : 9743204602 / 9583201702

Avrupa Kodu: 33858000

PS401.17.00	MERCEDES ATEGO ARKA	Dikmen No	M (mm)	A-B (mm)	C (mm)	ØD (Øx Øxmm)	AĞIRLIK Weight(kg)
		PS401.17.00	Komple Makas		150	"96-84xØ63 xØ22,20"	95,450
		PS401.17.01	80x25	850-850	P.BURÇLU		27,800
		PS401.17.02	80x23	910-845	P. DÜZ		17,650
		PS401.17.03	80x39	845-845	P. DÜZ		25,000
		PS401.17.04	80x39	845-845	P. DÜZ		25,000

Ref. No. : 9743201606 / 9743201706 / 9743204606

Avrupa Kodu: 33857000

PS401.18.00	MERCEDES ATEGO ÖN	Dikmen No	M (mm)	A-B (mm)	C (mm)	ØD (Øx Øxmm)	AĞIRLIK Weight(kg)
		PS401.18.00	Komple Makas		175	"Ø18xØ50 x96x64"	37,500
		PS401.18.01	80x24	860-940	P.BURÇLU		21,100
		PS401.18.02	80x25	950-880	P.KIVIRIK		16,400


Ref. No. : 9723200202 / 9723200302

Avrupa Kodu: 33820000


PS401.19.00	MERCEDES ARKA	Dikmen No	M (mm)	A-B (mm)	C (mm)	ØD (Øx Øxmm)	AĞIRLIK Weight(kg)
		PS401.19.00	Komple Makas		115/75	"d24xØ62x 106x90"	121,000
		PS401.19.01	100x23	900-750	P.BURÇLU		31,000
		PS401.19.02	100x25	950-775	P.DÜZ		21,600
		PS401.19.03	100x25	1235-780	P.KIVIRIK		24,600
		PS401.19.04	100x25	930-785	P.DÜZ		21,800
	PS401.19.05	100x25	930-785	P.DÜZ	21,800		


Ref. No. : 9443200208


Avrupa Kodu: 33801000





A :Sağ Mesafe / Right Distance
 B :Sol Mesafe / Left Distance
 C :Kavis- Ticari Sınıf / Curve- Commercial Class
 D :Burç Ölçüleri / Bush Dimension
 M :Malzeme Ebatı / Material Dimension

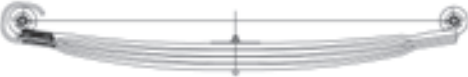
PS401.20.00	MERCEDES ATEGO 15-23 ÖN	Dikmen No	M (mm)	A-B (mm)	C (mm)	ØD (Øx Øxmm)	AĞIRLIK Weight(kg)
	PS401.20.00	Komple Makas			150	"Ø18xØ56x96x64"	44,400
	PS401.20.01	80x27	860-940	P.BURÇLU	24,900		
	PS401.20.02	80x29	965-875	P.KIVRIK	19,500		
Ref. No. : 9743202702 / 9743202602 / 9743201002 / 9743201102		Avrupa Kodu: 33846000					

PS401.21.00	MERCEDES 15-18 ATEGO ÖN	Dikmen No	M (mm)	A-B (mm)	C (mm)	ØD (Øx Øxmm)	AĞIRLIK Weight(kg)
	PS401.21.00	Komple Makas			155	"Ø18xØ56x96x64"	43,400
	PS401.21.01	80x27	860-940	P.BURÇLU	24,500		
	PS401.21.02	80x28	975-880	P.KIVRIK	18,900		
Ref. No. : 9743202402 / 9743200502 / 9743202502 / 9743204402 / 9743200402		Avrupa Kodu: 33844000					

PS401.23.00	MERCEDES 41-42/41-45 AROCS ÖN	Dikmen No	M (mm)	A-B (mm)	C (mm)	ØD (Øx Øxmm)	AĞIRLIK Weight(kg)
	PS401.23.00	Komple Makas			60	"d24xD62x96x80"	85,000
	PS401.23.01	90x23	900-700	P.BURÇLU	28,350		
	PS401.23.02	90x24	1205-730	P.KIVRIK	20,000		
	PS401.23.03	90x24	925-730	P.DÜZ	18,200		
	PS401.23.04	90x24	925-730	P.DÜZ	18,200		
Ref. No. : 9603200502		Avrupa Kodu: 33890000					


PS401.24.00	MERCEDES ÖN	Dikmen No	M (mm)	A-B (mm)	C (mm)	ØD (Øx Øxmm)	AĞIRLIK Weight(kg)
	PS401.24.00	Komple Makas			130	"96xØ62xØ24"	76,500
	PS401.24.01	90x25	900-900	P.BURÇLU	30,800		
	PS401.24.02	90x26	920-915	P.DÜZ	21,250		
	PS401.24.03	90x26	1210-915	P.KIVRIK	23,300		
Ref. No. :		Avrupa Kodu:					


PS401.25.00	MERCEDES ÖN	Dikmen No	M (mm)	A-B (mm)	C (mm)	ØD (Øx Øxmm)	AĞIRLIK Weight(kg)
	PS401.25.00	Komple Makas			115	96-88x62x24	71,200
	PS401.25.01	90x23	900-900	P.BURÇLU	28,300		
	PS401.25.02	90x25	920-920	P.DÜZ	20,500		
	PS401.25.03	90x25	1205-920	P.KIVRIK	22,400		
Ref. No. : 9433200702		Avrupa Kodu: 33688000					


PS401.27.00	MERCEDES 4850 (2.DİNGİL)	Dikmen No	M (mm)	A-B (mm)	C (mm)	ØD (Øx Øxmm)	AĞIRLIK Weight(kg)
	PS401.27.00	Komple Makas			82	"Ø24xØ62x80x96"	79,650
	PS401.27.01	90x23	780-800	P.BURÇLU	24,500		
	PS401.27.02	90x23	795-815	P.DÜZ	16,300		
	PS401.27.03	90x23	795-815	P.DÜZ	16,300		
	PS401.27.04	90x23	1115-815	P.KIVRIK	18,550		
Ref. No. :		Avrupa Kodu:					





A :Sağ Mesafe / Right Distance
 B :Sol Mesafe / Left Distance
 C :Kavis- Ticari Sınıf / Curve- Commercial Class
 D :Burç Ölçüleri / Bush Dimension
 M :Malzeme Ebatı / Material Dimension

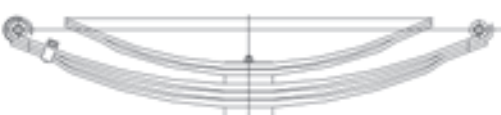
PS401.28.00	MERCEDES AROCS 2032 ARKA	Dikmen No	M (mm)	A-B (mm)	C (mm)	ØD (Øx Øxmm)	AĞIRLIK Weight(kg)
	PS401.28.00	Komple Makas			70	"106x90xØ 62xØ24"	114,800
	PS401.28.01	100x34	900-885	P.BURÇLU	44,000		
	PS401.28.02	100x36	920-920	P.DÜZ	33,900		
	PS401.28.03	100x36	1230-920	P.KIVRIK	36,900		
	PS401.27.04	90x23	1115-815	P.KIVRIK	18,550		
Ref. No. : 9603201106		Avrupa Kodu: 34007000					


PS401.31.00	MERCEDES ÖN	Dikmen No	M (mm)	A-B (mm)	C (mm)	ØD (Øx Øxmm)	AĞIRLIK Weight(kg)
	PS401.31.00	Komple Makas			120-35	"96-80x Ø62xØ22"	100,000
	PS401.31.01	90x26	970-830	P.BURÇLU	31,600		
	PS401.31.02	90x26	985-845	P. DÜZ	21,800		
	PS401.31.03	90x26	985-845	P. DÜZ	21,800		
	PS401.31.04	90x26	1300-845	P.KIVRIK	23,800		
Ref. No. : 9443200702		Avrupa Kodu: 33872000 / 44459000					

PS401.32.00	MERCEDES ATEGO ARKA	Dikmen No	M (mm)	A-B (mm)	C (mm)	ØD (Øx Øxmm)	AĞIRLIK Weight(kg)
	PS401.32.00	Komple Makas			133	"96-84x Ø63xØ22"	77,000
	PS401.32.01	80x23	850-850	P.BURÇLU	25,000		
	PS401.32.02	80x23	910-845	P. DÜZ	17,300		
	PS401.32.03	80x45	845-845	P. DÜZ	29,200		
Ref. No. : 9743200006 / 9743200106		Avrupa Kodu: 33865000					


PS401.33.00	MERCEDES ARKA	Dikmen No	M (mm)	A-B (mm)	C (mm)	ØD (Øx Øxmm)	AĞIRLIK Weight(kg)
	PS401.33.00	Komple Makas			95	"Ø24xØ62x 106x90"	152,800
	PS401.33.01	100x25	900-885	P.BURÇLU	36,400		
	PS401.33.02	100x28	920-905	P.DÜZ	25,000		
	PS401.33.03	100x28	1210-905	P.KIVRIK	27,800		
	PS401.33.04	100x36	920-905	P.DÜZ	31,800		
	PS401.33.05	100x36	920-905	P.DÜZ	31,800		
Ref. No. : 9443200108		Avrupa Kodu: 33809000					


PS401.34.00	MERCEDES ARKA	Dikmen No	M (mm)	A-B (mm)	C (mm)	ØD (Øx Øxmm)	AĞIRLIK Weight(kg)
	PS401.34.00	Komple Makas			100		98,000
	PS401.34.01	100x23	785-785	P.KIVRIK	23,200		
	PS401.34.02	100x23	735-735	P.DÜZ	16,800		
	PS401.34.03	100x23	730-730	P.DÜZ	16,700		
	PS401.34.04	100x23	730-730	P.DÜZ	16,700		
	PS401.34.05	100x31	725-725	P.DÜZ	23,000		
Ref. No. : 9483201805		Avrupa Kodu: 33889000					


PS401.36.00	MERCEDES ARKA	Dikmen No	M (mm)	A-B (mm)	C (mm)	ØD (Øx Øxmm)	AĞIRLIK Weight(kg)
	PS401.36.00	Komple Makas			150/185	78xØ35xØ30	89,000
	PS401.36.01	80x25	800-800	P.BURÇLU	19,500		
	PS401.36.02	80x25	995-865	P.KIVRIK	18,400		
	PS401.36.03	80x25	825-825	P.DÜZ	17,400		
	PS401.36.31	80x20	630-630	P.DÜZ	12,400		
	PS401.36.32	80x20	630-630	P.DÜZ	12,400		
Ref. No. : 6153200108		Avrupa Kodu: 30745000					

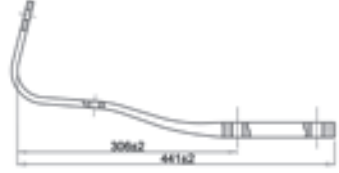



A :Sağ Mesafe / Right Distance
 B :Sol Mesafe / Left Distance
 C :Kavis- Ticari Sınıf / Curve- Commercial Class
 D :Burç Ölçüleri / Bush Dimension
 M :Malzeme Ebatı / Material Dimension


PS401.38.00	MERCEDES AROCS 33-42 ÖN	Dikmen No	M (mm)	A-B (mm)	C (mm)	ØD (Øx Øxmm)	AĞIRLIK Weight(kg)
	PS401.38.00	Komple Makas		110	"Ø24xØ62 x104x90"	72,000	
	PS401.38.01	90x24	945-850	P. BURÇLU		30,500	
	PS401.38.02	90x23	1125-870	P. KIVRIK		21,000	
	PS401.38.03	90x23	970-870	P.DÜZ		19,500	
Ref. No. :	Avrupa Kodu:						

PS401.38.00.T	MERCEDES AROCS 33-42 ÖN TAKVİYELİ	Dikmen No	M (mm)	A-B (mm)	C (mm)	ØD (Øx Øxmm)	AĞIRLIK Weight(kg)
	PS401.38.00.T	Komple Makas		110	"Ø24xØ62 x104x90"	92,000	
	PS401.38.01	90x24	945-850	P. BURÇLU		30,500	
	PS401.38.02	90x23	1125-870	P. KIVRIK		21,000	
	PS401.38.03	90x23	970-870	P.DÜZ		19,500	
	PS401.38.04.T	90x23	970-870	P.DÜZ		19,500	
Ref. No. :	Avrupa Kodu:						

PS401.39.00	MERCEDES AROCS 33-42 ÖN (MİKSER)	Dikmen No	M (mm)	A-B (mm)	C (mm)	ØD (Øx Øxmm)	AĞIRLIK Weight(kg)
	PS401.39.00	Komple Makas		80-20	Ø24xØ62 x104x90	67,000	
	PS401.39.01	90x23	895-710	P. BURÇLU		27,800	
	PS401.39.02	90x25	1190-730	P. KIVRIK		19,000	
	PS401.39.03	90x25	920-730	P.DÜZ		18,400	
Ref. No. :	Avrupa Kodu:						


PS401.42.00	MERCEDES ATEGO KABİN YAYI	Dikmen No	M (mm)	A-B (mm)	C (mm)	ØD (Øx Øxmm)	AĞIRLIK Weight(kg)
	PS401.42.00	Komple Makas		56	P.KIVRIK	3,400	
	PS401.42.01	60x21	545-25	3,400			
Ref. No. : 9703171985	Avrupa Kodu:						


PS401.45.00	MERCEDES ACTROS 18-42/18-45 ÖN	Dikmen No	M (mm)	A-B (mm)	C (mm)	ØD (Øx Øxmm)	AĞIRLIK Weight(kg)
	PS401.45.00	Komple Makas		110	P. BURÇLU	"104-88x Ø67xØ24"	59,000
	PS401.45.01	90x27	850-950	31,500			
	PS401.45.02	90x29	1170-970	P. KIVRIK		"96-88x Ø67xØ24"	27,000
Ref. No. : 9603206302 / 9603200002 / 9603206902	Avrupa Kodu: 33924000						


PS401.46.00	MERCEDES ACTROS ÖN	Dikmen No	M (mm)	A-B (mm)	C (mm)	ØD (Øx Øxmm)	AĞIRLIK Weight(kg)
	PS401.46.00	Komple Makas		120	P. BURÇLU	"104-90x Ø62xØ24"	62,000
	PS401.46.01	90x28	850-950	32,500			
	PS401.46.02	90x29	1150-970	P. KIVRIK		"96-80x Ø62xØ24"	25,500
Ref. No. : 9603205802	Avrupa Kodu: 33928000						

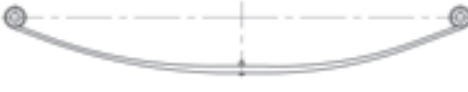



A :Sağ Mesafe / Right Distance
 B :Sol Mesafe / Left Distance
 C :Kavis- Ticari Sınıf / Curve- Commercial Class
 D :Burç Ölçüleri / Bush Dimension
 M :Malzeme Ebatı / Material Dimension

PS401.47.00	MERCEDES ACTROS ÖN	Dikmen No	M (mm)	A-B (mm)	C (mm)	ØD (Øx Øxmm)	AĞIRLIK Weight(kg)
	PS401.47.00	Komple Makas		90	"104-90x Ø62xØ24"	75,000	
	PS401.47.01	90x25	850-950	P. BURÇLU		30,500	
	PS401.47.02	90x25	860-970	P. DÜZ	"96-80x Ø62xØ24"	20,500	
	PS401.47.03	90x25	1155-970	P. KIVRIK		23,200	
Ref. No. : 9603202002		Avrupa Kodu: 33926000					


PS401.48.00	MERCEDES ATEGO ARKA	Dikmen No	M (mm)	A-B (mm)	C (mm)	ØD (Øx Øxmm)	AĞIRLIK Weight(kg)
	PS401.48.00	Komple Makas		215	"96-62x Ø64xØ22"	77,000	
	PS401.48.01	80x23	850-850	P. BURÇLU		27,500	
	PS401.48.02	80x25	915-845	P. DÜZ		18,200	
	PS401.48.03	80x45	845-845	P. DÜZ		28,900	
Ref. No. : 9743201206		Avrupa Kodu: 33893000					

PS401.49.00	MERCEDES ATEGO ÖN	Dikmen No	M (mm)	A-B (mm)	C (mm)	ØD (Øx Øxmm)	AĞIRLIK Weight(kg)
	PS401.49.00	Komple Makas		275	"96-64x Ø56xØ18"	44,000	
	PS401.49.01	80x24	860-940	P. BURÇLU		24,500	
	PS401.49.02	80x26	980-880	P. KIVRIK		18,500	
Ref. No. : 9743202002 / 9743202102 / 9743200002 / 9743200102 / 9743204002		Avrupa Kodu: 33840000					


PS401.51.00	MERCEDES ARKA	Dikmen No	M (mm)	A-B (mm)	C (mm)	ØD (Øx Øxmm)	AĞIRLIK Weight(kg)
	PS401.51.00	Komple Makas		150	"Ø42xØ45 x79-78"	13,200	
	PS401.51.01	80x23	710-685	P.BURÇLU	"Ø30xØ42 x46-36"	13,200	
Ref. No. :		Avrupa Kodu:					


PS401.54.00	MERCEDES ARKA	Dikmen No	M (mm)	A-B (mm)	C (mm)	ØD (Øx Øxmm)	AĞIRLIK Weight(kg)
	PS401.54.00	Komple Makas		95	"106-90x Ø62x24 "	126,000	
	PS401.54.01	100x23	900-885	P. BURÇLU		33,800	
	PS401.54.02	100x28	920-920	P.KIVRIK		23,800	
	PS401.54.03	100x28	1150-920	P.DÜZ		25,700	
	PS401.54.04	100x46	920-920	P.DÜZ		42,000	
Ref. No. : 9433200308 / 9583201205		Avrupa Kodu: 33683000					


PS401.56.00	MERCEDES AROCS 41-42/41-45 ARKA	Dikmen No	M (mm)	A-B (mm)	C (mm)	ØD (Øx Øxmm)	AĞIRLIK Weight(kg)
	PS401.56.00	Komple Makas		60		118,500	
	PS401.56.01	100x40	780-780	P.KIVRIK		33,000	
	PS401.56.02	100x40	735-735	P.DÜZ		28,500	
	PS401.56.03	100x40	735-735	P.DÜZ		28,500	
	PS401.56.04	100x38	735-735	P.DÜZ		27,000	
Ref. No. :		Avrupa Kodu:					





A :Sağ Mesafe / Right Distance
 B :Sol Mesafe / Left Distance
 C :Kavis- Ticari Sınıf / Curve- Commercial Class
 D :Burç Ölçüleri / Bush Dimension
 M :Malzeme Ebatı / Material Dimension


PS401.58.00	MERCEDES AROCS ÖN	Dikmen No	M (mm)	A-B (mm)	C (mm)	ØD (Øx Øxmm)	AĞIRLIK Weight(kg)
	PS401.58.00	Komple Makas			120	"Ø24xØ62 x90x104 "	66,000
	PS401.58.01	90x30	950-850	P.BURÇLU	34,500		
	PS401.58.02	90x30	1250-1150	P.KIVRIK	27,700		
Ref. No. :		Avrupa Kodu: 33928800					

PS401.64.00	MERCEDES 33-42 ÖN	Dikmen No	M (mm)	A-B (mm)	C (mm)	ØD (Øx Øxmm)	AĞIRLIK Weight(kg)
	PS401.64.00	Komple Makas			115	"Ø24xØ62 x80x104"	71,000
	PS401.64.01	90x23	950-850	P.BURÇLU	28,500		
	PS401.64.02	90x25	1220-860	P.KIVRIK	21,300		
	PS401.64.03	90x25	960-860	P.DÜZ	19,500		
Ref. No. : 9603200102		Avrupa Kodu: 33930000					

PS401.67.00	MERCEDES ÖN	Dikmen No	M (mm)	A-B (mm)	C (mm)	ØD (Øx Øxmm)	AĞIRLIK Weight(kg)
	PS401.67.00	Komple Makas			200	"Ø17xØ46 x96x66 "	45,000
	PS401.67.01	80x19	800-920	P.BURÇLU	15,350		
	PS401.67.02	80x19	1040-975	P.KIVRIK	14,300		
	PS401.67.03	80x19	855-975	P.DÜZ	13,700		
Ref. No. : 6753205102 / 6753205202		Avrupa Kodu: 33400000					


PS401.70.00	MERCEDES AROCS ÖN	Dikmen No	M (mm)	A-B (mm)	C (mm)	ØD (Øx Øxmm)	AĞIRLIK Weight(kg)
	PS401.70.00	Komple Makas			110	"Ø24xØ62 x104x90"	90,000
	PS401.70.01	90x23	950-850	P. BURÇLU	30,500		
	PS401.70.02	90x23	1225-870	P. KIVRIK	20,400		
	PS401.70.03	90x23	970-870	P. DÜZ	18,900		
	PS401.70.04	90x23	970-870	P. DÜZ	18,900		
Ref. No. : 9603200101 / 9603200301		Avrupa Kodu: 33932000					

PS401.73.00	MERCEDES ATEGO ÖN	Dikmen No	M (mm)	A-B (mm)	C (mm)	ØD (Øx Øxmm)	AĞIRLIK Weight(kg)
	PS401.73.00	Komple Makas			167	"Ø18xØ56 x96x64"	46,000
	PS401.73.01	80x25	860-940	P. BURÇLU	24,350		
	PS401.73.02	80x27	980-880	P. KIVRIK	19,600		
Ref. No. : 9743202202		Avrupa Kodu: 33842000					

PS401.74.00	MERCEDES ATEGO ARKA	Dikmen No	M (mm)	A-B (mm)	C (mm)	ØD (Øx Øxmm)	AĞIRLIK Weight(kg)
	PS401.74.00	Komple Makas			96	"Ø18xØ56 x96x64"	49,000
	PS401.74.01	80x25	800-800	P. BURÇLU	25,000		
	PS401.74.02	80x38	860-793	P. DÜZ	23,600		
Ref. No. : 9703200706 / 9703200806		Avrupa Kodu: 33687000					




A :Sağ Mesafe / Right Distance
 B :Sol Mesafe / Left Distance
 C :Kavis- Ticari Sınıf / Curve- Commercial Class
 D :Burç Ölçüleri / Bush Dimension
 M :Malzeme Ebatı / Material Dimension

PS401.74.00.T	MERCEDES ATEGO ARKA (TAKVİYELİ)	Dikmen No	M (mm)	A-B (mm)	C (mm)	ØD (ØxØxmm)	AĞIRLIK Weight(kg)
		PS401.74.00.T	Komple Makas		96	"Ø18xØ56x96x64"	67,000
		PS401.74.01	80x25	800-800	P. BURÇLU		25,000
		PS401.74.02.T	80x25	800-800	P. DÜZ		18,400
		PS401.74.02	80x38	860-793	P. DÜZ		23,600


Ref. No. :

Avrupa Kodu:

PS401.75.00	MERCEDES ARKA	Dikmen No	M (mm)	A-B (mm)	C (mm)	ØD (ØxØxmm)	AĞIRLIK Weight(kg)
		PS401.75.00	Komple Makas		46	"168xØ60xØ36,5-130"	19,100
		PS401.75.01	80x37,5	690-25	P. BURÇLU		17,500
		PS401.75.02.CP	62x2	1622	SAC		1,600


Ref. No. : 9603501106

Avrupa Kodu: 33899700

PS401.78.00	MERCEDES ATEGO ÖN	Dikmen No	M (mm)	A-B (mm)	C (mm)	ØD (ØxØxmm)	AĞIRLIK Weight(kg)
		PS401.78.00	Komple Makas		120	"Ø18xØ56x96x64"	52,500
		PS401.78.01	80x30	860-940	P. BURÇLU		29,000
		PS401.78.02	80x31	980-875	P. KIVRIK		22,200

Ref. No. : 9743202802

Avrupa Kodu: 33848000

PS401.79.00	MERCEDES ACTROS ÖN	Dikmen No	M (mm)	A-B (mm)	C (mm)	ØD (ØxØxmm)	AĞIRLIK Weight(kg)
		PS401.79.00	Komple Makas		60	"d24xD62x96x80"	86,000
		PS401.23.01	90x23	900-700	P.BURÇLU		28,350
		PS401.23.02	90x24	1205-730	P.KIVRIK		20,000
		PS401.23.03	90x24	925-730	P.DÜZ		18,200
		PS401.23.04	90x24	925-730	P.DÜZ		18,200
		PS401.79.05	90x15	95-95	P.DÜZ		2,000


Ref. No. : 9603201502

Avrupa Kodu: 33900000

PS401.80.00	MERCEDES ÖN	Dikmen No	M (mm)	A-B (mm)	C (mm)	ØD (ØxØxmm)	AĞIRLIK Weight(kg)
		PS401.80.00	Komple Makas		156/114	"d24xD62x96x80"	71,500
		PS401.80.01	90x23	970-830	P.BURÇLU		30,000
		PS401.80.02	90x25	990-845	P.DÜZ		19,700
		PS401.80.03	90x25	1270-845	P.KIVRIK		21,600

Ref. No. : 9443200002

Avrupa Kodu: 33812000


PS401.81.00	MERCEDES 1417/1420/1422 ÖN	Dikmen No	M (mm)	A-B (mm)	C (mm)	ØD (ØxØxmm)	AĞIRLIK Weight(kg)
		PS401.81.00	Komple Makas		133	"d22xD60x76x68"	49,500
		PS401.81.01	70x23	860-860	P.BURÇLU		20,000
		PS401.81.02	70x23	1105-935	P.KIVRIK		15,300
		PS401.81.03	70x23	890-890	P.DÜZ		14,100


Ref. No. : 6513200202


Avrupa Kodu: 33626000



A :Sağ Mesafe / Right Distance
 B :Sol Mesafe / Left Distance
 C :Kavis- Ticari Sınıf / Curve- Commercial Class
 D :Burç Ölçüleri / Bush Dimension
 M :Malzeme Ebatı / Material Dimension

PS401.83.00	MERCEDES ACTROS ARKA	Dikmen No	M (mm)	A-B (mm)	C (mm)	ØD (Øx Øxmm)	AĞIRLIK Weight(kg)
	PS401.83.00	Komple Makas			45		162,000
	PS401.83.01	100x46	835-835	P. KIVRIK		41,500	
	PS401.83.02	100x48	780-780	P.DÜZ		38,600	
	PS401.83.03	100x48	780-780	P.DÜZ		38,600	
	PS401.83.04	100x48	780-780	P.DÜZ		38,600	
	PS401.83.05	100x26	115-115	DÜZ		4,700	
Ref. No. : 9603205205		Avrupa Kodu: 35035000					

PS401.84.00	MERCEDES ÖN	Dikmen No	M (mm)	A-B (mm)	C (mm)	ØD (Øx Øxmm)	AĞIRLIK Weight(kg)
	PS401.84.00	Komple Makas			78 / 52 / 32	"Ø24xØ62x 90x104"	64,500
	PS401.84.01	90x23	900-710	P. BURÇLU		26,500	
	PS401.84.02	90x25	1185-730	P. KIVRIK		19,300	
	PS401.84.03	90x25	920-730	P. DÜZ		17,600	
Ref. No. : 9603207002 / 9603206402		Avrupa Kodu: 33934000					

PS401.85.00	MERCEDES ACTROS ÖN	Dikmen No	M (mm)	A-B (mm)	C (mm)	ØD (Øx Øxmm)	AĞIRLIK Weight(kg)
	PS401.85.00	Komple Makas			90	"104x88x Ø67xØ24"	44,000
	PS401.85.01	90x40	850-950	P. BURÇLU		43,300	
						"96x88x Ø67xØ24"	
Ref. No. : 9603204602 / 9603202802		Avrupa Kodu: 33920000					



A :Sağ Mesafe / Right Distance
 B :Sol Mesafe / Left Distance
 C :Kavis- Ticari Sınıf / Curve- Commercial Class
 D :Burç Ölçüleri / Bush Dimension
 M :Malzeme Ebatı / Material Dimension

KS400.01.00	MERCEDES 15-17 ARKA (ATEGO)	Dikmen No	M (mm)	A-B (mm)	C (mm)	ØD (Øx Øxmm)	AĞIRLIK Weight(kg)
		KS400.01.00	Komple Makas		150	80xØ42x Ø30,10	61,250
		KS400.01.01	80x10	650-500	K. BURÇLU		8,250
		KS400.01.02	80x9	830-500	K. KIVRIK		7,200
		KS400.01.03	80x9	660-500	K. DÜZ		6,400
		KS400.01.04	80x9	615-500	K. DÜZ		6,200
		KS400.01.05	80x9	560-460	K. DÜZ		5,500
		KS400.01.06	80x9	505-420	K. DÜZ		5,200
		KS400.01.07	80x9	450-380	K. DÜZ		4,600
		KS400.01.08	80x9	395-340	K. DÜZ		4,200
		KS400.01.09	80x9	340-300	K. DÜZ		3,600
		KS400.01.10	80x9	285-250	K. DÜZ		3,000
		KS400.01.11	80x9	230-210	K. DÜZ		2,400
		KS400.01.12	80x9	175-170	K. DÜZ		2,000
		KS400.01.13	80x9	125-125	K. DÜZ		1,400

Ref. No. :

Avrupa Kodu:

KS400.02.00	MERCEDES 15-17 İLAVE DİNGİL (ATEGO)	Dikmen No	M (mm)	A-B (mm)	C (mm)	ØD (Øx Øxmm)	AĞIRLIK Weight(kg)
		KS400.02.00	Komple Makas		140		61,250
		KS400.02.01	80x9	700-480	K. DÜZ		6,480
		KS400.02.02	80x9	700-480	K. DÜZ		6,480
		KS400.02.03	80x9	700-480	K. DÜZ		6,480
		KS400.02.04	80x9	729-480	K. KIVRIK		6,600
		KS400.02.05	80x9	640-440	K. DÜZ		5,900
		KS400.02.06	80x9	580-400	K. DÜZ		5,600
		KS400.02.07	80x9	520-360	K. DÜZ		4,800
		KS400.02.08	80x9	460-320	K. DÜZ		4,400
		KS400.02.09	80x9	390-285	K. DÜZ		3,800
		KS400.02.10	80x9	320-235	K. DÜZ		3,000
		KS400.02.11	80x9	250-195	K. DÜZ		2,400
		KS400.02.12	80x9	180-160	K. DÜZ		1,800
		KS400.02.13	80x9	125-125	K. DÜZ		1,400

Ref. No. :

Avrupa Kodu:

KS400.03.00	MERCEDES 25-17/21 ÖN KALIN	Dikmen No	M (mm)	A-B (mm)	C (mm)	ØD (Øx Øxmm)	AĞIRLIK Weight(kg)
		KS400.03.00	Komple Makas		105	78xØ30x Ø25	97,750
		KS400.03.01.K	80x16	860-860	K. BURÇLU		19,000
		KS400.03.02	80x13	1062-903	K. KIVRIK	68xØ30x Ø25	14,600
		KS400.03.03	80x13	780-780	K. SÜZME		12,000
		KS400.03.04	80x13	695-695	K. SÜZME	10,800	
		KS400.03.05	80x13	610-610	K. SÜZME	9,400	
		KS400.03.06	80x13	525-525	K. SÜZME	8,000	
		KS400.03.07	80x13	440-440	K. SÜZME	6,740	
		KS400.03.08	80x13	355-355	K. SÜZME	5,380	
		KS400.03.09	80x13	270-270	K. SÜZME	4,000	
		KS400.03.10	80x13	185-185	K. SÜZME	2,600	
		KS400.03.11	78x12	80-80	K. DÜZ	2,000	
		KS400.03.12	78x8,5	80-80	K. DÜZ	1,000	
		KS400.02.13	80x9	125-125	K. DÜZ	1,400	

Ref. No. :

Avrupa Kodu:



A :Sağ Mesafe / Right Distance
 B :Sol Mesafe / Left Distance
 C :Kavis- Ticari Sınıf / Curve- Commercial Class
 D :Burç Ölçüleri / Bush Dimension
 M :Malzeme Ebatı / Material Dimension

KS400.04.00.K	MERCEDES 25-17/21 ARKA KALIN	Dikmen No	M (mm)	A-B (mm)	C (mm)	ØD (Øx Øxmm)	AĞIRLIK Weight(kg)
		KS400.04.00.K	Komple Makas		70	78xØ35x Ø30	93,000
		KS400.04.01.K	80x16	745-560	K. BURÇLU		13,900
		KS400.04.02	80x12	952-590	K. KIVRIK		10,900
		KS400.04.03	80x12	692-458	K. SÜZME		8,200
		KS400.04.04	80x12	646-429	K. SÜZME		7,800
		KS400.04.05	80x12	600-400	K. SÜZME		7,200
		KS400.04.06	80x12	554-371	K. SÜZME		6,700
		KS400.04.07	80x12	508-342	K. SÜZME		6,160
		KS400.04.08	80x12	462-313	K. SÜZME		5,580
		KS400.04.09	80x12	416-284	K. SÜZME		5,000
		KS400.04.10	80x12	370-264	K. SÜZME		4,400
		KS400.04.11	80x12	324-217	K. SÜZME		3,780
		KS400.04.12	80x12	278-197	K. SÜZME		3,300
		KS400.04.13	80x12	232-168	K. SÜZME		2,800
		KS400.04.14	80x12	186-139	K. SÜZME		2,200
		KS400.04.15	80x12	140-110	K. SÜZME		1,710
		KS400.04.16	78x12	90-90	K. DÜZ		0,900
		KS400.04.17	78x12	90-90	K. DÜZ		0,900

Ref. No. :

Avrupa Kodu:

KS400.05.00	MERCEDES 25-17/21 İLAVE DİNGİL	Dikmen No	M (mm)	A-B (mm)	C (mm)	ØD (Øx Øxmm)	AĞIRLIK Weight(kg)
		KS400.05.00	Komple Makas		90		75,000
		KS400.05.01	80x12	600-805	K. DÜZ		9,880
		KS400.05.02	80x12	625-825	K. KIVRIK		10,250
		KS400.05.03	80x12	505-652	K. SÜZME		8,200
		KS400.05.04	80x12	460-594	K. SÜZME		7,000
		KS400.05.05	80x12	415-536	K. SÜZME		6,780
		KS400.05.06	80x12	370-478	K. SÜZME		5,900
		KS400.05.07	80x12	325-420	K. SÜZME		5,380
		KS400.05.08	80x12	280-362	K. SÜZME		4,440
		KS400.05.09	80x12	235-304	K. SÜZME		3,700
		KS400.05.10	80x12	190-246	K. SÜZME		3,000
		KS400.05.11	80x12	134-177	K. SÜZME		2,100
		KS400.05.12	80x12	100-130	K. SÜZME		1,400

Ref. No. :

Avrupa Kodu:

KS400.06.00	MERCEDES 25-23/32-28/30-28 AXOR ÖN	Dikmen No	M (mm)	A-B (mm)	C (mm)	ØD (Øx Øxmm)	AĞIRLIK Weight(kg)
		KS400.06.00	Komple Makas		60	"96-88x Ø62xØ24"	112,000
		PS400.03.01	90x22	900-900	P. BURÇLU		29,000
		KS400.06.02	90x14	1190-1005	K. KIVRIK		20,000
		KS400.06.03	90x14	752-752	K. KIVRIK		14,560
		KS400.06.04	90x14	695-695	K. SÜZME		13,000
		KS400.06.05	90x14	595-595	K. SÜZME		11,000
		KS400.06.06	90x14	480-490	K. KIVRIK		9,200
		KS400.06.07	90x14	390-390	K. SÜZME		7,000
		KS400.06.08	90x14	290-290	K. SÜZME		5,140
		KS400.06.09	90x14	190-190	K. SÜZME		3,100

Ref. No. :

Avrupa Kodu:



A :Sağ Mesafe / Right Distance
 B :Sol Mesafe / Left Distance
 C :Kavis- Ticari Sınıf / Curve- Commercial Class
 D :Burç Ölçüleri / Bush Dimension
 M :Malzeme Ebatı / Material Dimension


KS400.06.00.T	MERCEDES 25-23/32-28/30-28 AXOR ÖN (TAKVİYELİ)	Dikmen No	M (mm)	A-B (mm)	C (mm)	ØD (Øx Øxmm)	AĞIRLIK Weight(kg)
		KS400.06.00.T	Komple Makas		60	"96-88x Ø62xØ24"	130,000
		PS400.03.01	90x22	900-900	P. BURÇLU		29,000
		KS400.06.02	90x14	1190-1005	K. KIVRIK		20,000
		KS400.06.03.T	90x14	920-920	K. DÜZ		17,380
		KS400.06.03	90x14	752-752	K. KIVRIK		14,560
		KS400.06.04	90x14	695-695	K. SÜZME		13,000
		KS400.06.05	90x14	595-595	K. SÜZME		11,000
		KS400.06.06	90x14	480-490	K. KIVRIK		9,200
		KS400.06.07	90x14	390-390	K. SÜZME		7,000
		KS400.06.08	90x14	290-290	K. SÜZME		5,140
		KS400.06.09	90x14	190-190	K. SÜZME	3,100	
Ref. No. : 3753200102		Avrupa Kodu: 33982000					



KS400.07.00	MERCEDES 25-23 AXOR ARKA	Dikmen No	M (mm)	A-B (mm)	C (mm)	ØD (Øx Øxmm)	AĞIRLIK Weight(kg)
		KS400.07.00	Komple Makas		90	"90xØ36 xØ30"	89,000
		PS400.04.01	100x18	725-570	P.BURÇLU		15,900
		KS400.07.02	100x14	930-570	K. KIVRIK		15,100
		KS400.07.03	100x14	750-610	K. KIVRIK		14,300
		KS400.07.04	100x14	652-483	K. SÜZME		11,700
		KS400.07.05	100x14	560-430	K. SÜZME		10,200
		KS400.07.06	100x14	375-470	K. SÜZME		8,600
		KS400.07.07	100x14	325-380	K. SÜZME		7,200
		KS400.07.08	100x14	260-290	K. SÜZME		5,400
Ref. No. : 3753200505		Avrupa Kodu:					




KS400.07.00.T	MERCEDES 25-23 AXOR ARKA (TAKVİYELİ)	Dikmen No	M (mm)	A-B (mm)	C (mm)	ØD (Øx Øxmm)	AĞIRLIK Weight(kg)
		KS400.07.00.T	Komple Makas		90	"90xØ36 xØ30"	104,000
		PS400.04.01	100x18	725-570	P.BURÇLU		15,900
		KS400.07.02	100x14	930-570	K. KIVRIK		15,100
		KS400.07.03.T	100x14	750-570	K. KIVRIK		14,000
		KS400.07.03	100x14	750-610	K. KIVRIK		14,300
		KS400.07.04	100x14	652-483	K. SÜZME		11,700
		KS400.07.05	100x14	560-430	K. SÜZME		10,200
		KS400.07.06	100x14	375-470	K. SÜZME		8,600
		KS400.07.07	100x14	325-380	K. SÜZME		7,200
		KS400.07.08	100x14	260-290	K. SÜZME		5,400
Ref. No. :		Avrupa Kodu:					



KS400.08.00	MERCEDES 32-28 AXOR ARKA	Dikmen No	M (mm)	A-B (mm)	C (mm)	ØD (Øx Øxmm)	AĞIRLIK Weight(kg)
		KS400.08.00	Komple Makas		100	90xØ36x Ø30	81,800
		PS400.61.01	100x18	725-570	P. BURÇLU		15,900
		KS400.08.02	100x14	930-610	K. KIVRIK		15,600
		KS400.08.03	100x14	535-635	K. SÜZME		12,100
		KS400.08.04	100x14	465-550	K. SÜZME		10,400
		KS400.08.05	100x14	400-460	K. SÜZME		8,780
		KS400.08.06	100x14	330-380	K. SÜZME		7,200
		KS400.08.07	100x14	260-290	K. SÜZME		5,410
		KS400.08.08	100x14	200-200	K. SÜZME		3,880
Ref. No. : 3753200305		Avrupa Kodu:					






A :Sağ Mesafe / Right Distance
 B :Sol Mesafe / Left Distance
 C :Kavis- Ticari Sınıf / Curve- Commercial Class
 D :Burç Ölçüleri / Bush Dimension
 M :Malzeme Ebatı / Material Dimension

KS400.08.00.T	MERCEDES 32-28 AXOR ARKA (TAKVİYELİ)	Dikmen No	M (mm)	A-B (mm)	C (mm)	ØD (Øx Øxmm)	AĞIRLIK Weight(kg)
	KS400.08.00.T	Komple Makas			100	90xØ36x Ø30	96,800
	PS400.61.01	100x18	725-570	P. BURÇLU	15,900		
	KS400.08.02	100x14	930-610	K. KIVRIK	15,600		
	KS400.08.03.T	100x14	750-550	K. DÜZ	13,800		
	KS400.08.03	100x14	535-635	K. SÜZME	12,100		
	KS400.08.04	100x14	465-550	K. SÜZME	10,400		
	KS400.08.05	100x14	400-460	K. SÜZME	8,780		
	KS400.08.06	100x14	330-380	K. SÜZME	7,200		
	KS400.08.07	100x14	260-290	K. SÜZME	5,410		
KS400.08.08	100x14	200-200	K. SÜZME	3,880			

Ref. No. :

Avrupa Kodu: 33982000

KS400.09.00	MERCEDES 32-28 AXOR İLAVE DİNGİL	Dikmen No	M (mm)	A-B (mm)	C (mm)	ØD (Øx Øxmm)	AĞIRLIK Weight(kg)
	KS400.09.00	Komple Makas			115		67,570
	KS400.09.01	100x14	798-596	K. DÜZ	14,800		
	KS400.09.02	100x14	825-625	K. KIVRIK	15,550		
	KS400.09.03	100x14	470-610	K. SÜZME	11,100		
	KS400.09.04	100x14	400-505	K. SÜZME	9,200		
	KS400.09.05	100x14	335-405	K. SÜZME	7,300		
	KS400.09.06	100x14	305-270	K. SÜZME	5,800		
	KS400.09.07	100x14	200-200	K. SÜZME	3,820		

Ref. No. : 3753200005

Avrupa Kodu:

KS400.12.00	MERCEDES MB 800 ÖN	Dikmen No	M (mm)	A-B (mm)	C (mm)	ØD (Øx Øxmm)	AĞIRLIK Weight(kg)
	KS400.12.00	Komple Makas			120	70xØ30x Ø25	34,000
	KS400.12.01	70x9	580-580	K. BURÇLU	6,500		
	KS400.12.02	70x8	705-590	K. KIVRIK	7,400		
	KS400.12.03	70x8	562-562	K. DÜZ	4,650		
	KS400.12.04	70x8	498-498	K. DÜZ	4,100		
	KS400.12.05	70x8	393-393	K. DÜZ	3,280		
	KS400.12.06	70x8	308-308	K. DÜZ	2,400		
	KS400.12.07	70x8	223-223	K. DÜZ	1,770		
	KS400.12.08	70x8	138-138	K. DÜZ	1,000		
	KS400.12.09	70x8	95-95	K. DÜZ	0,500		

Ref. No. :

Avrupa Kodu:

KS400.13.00	MERCEDES MB 800 ARKA	Dikmen No	M (mm)	A-B (mm)	C (mm)	ØD (Øx Øxmm)	AĞIRLIK Weight(kg)
	KS400.13.00	Komple Makas			80	70xØ30x Ø25	40,000
	KS400.13.01	70x11	630-630	K. BURÇLU	8,900		
	KS400.13.02	70x10	760-640	K. DÜZ	7,380		
	KS400.13.03	70x10	573-573	K. DÜZ	6,000		
	KS400.13.04	70x10	488-488	K. DÜZ	5,250		
	KS400.13.05	70x10	403-403	K. DÜZ	4,100		
	KS400.13.06	70x10	318-318	K. DÜZ	3,300		
	KS400.13.07	70x10	233-233	K. DÜZ	2,280		
	KS400.13.08	70x10	148-148	K. DÜZ	1,400		

Ref. No. :

Avrupa Kodu:



A :Sağ Mesafe / Right Distance
 B :Sol Mesafe / Left Distance
 C :Kavis- Ticari Sınıf / Curve- Commercial Class
 D :Burç Ölçüleri / Bush Dimension
 M :Malzeme Ebatı / Material Dimension

KS400.15.00	MERCEDES 26-28 ARKA KANALLI	Dikmen No	M (mm)	A-B (mm)	C (mm)	ØD (Øx Øxmm)	AĞIRLIK Weight(kg)
		KS400.15.00	Komple Makas		95		178,500
		KS400.15.01	100x18	770-770	K. DÜZ		20,400
		KS400.15.02	100x18	770-770	K. SÜZME		20,200
		KS400.15.03	100x18	770-770	K. SÜZME		20,200
		KS400.15.04	100x18	770-770	K. SÜZME		20,200
		KS400.15.05	100x18	545-545	K. SÜZME		14,600
		KS400.15.06	100x18	505-505	K. SÜZME		13,600
		KS400.15.07	100x18	460-460	K. SÜZME		12,180
		KS400.15.08	100x18	415-415	K. SÜZME		11,000
		KS400.15.09	100x18	375-375	K. SÜZME		10,000
		KS400.15.10	100x18	335-335	K. SÜZME		8,800
		KS400.15.11	100x18	290-290	K. SÜZME		7,500
		KS400.15.12	100x18	245-245	K. SÜZME		6,340
		KS400.15.13	100x18	205-205	K. SÜZME		5,300
		KS400.15.14	100x18	165-165	K. SÜZME		4,100
		KS400.15.15	100x18	120-120	K. SÜZME		2,900

Ref. No. : 6243200106

Avrupa Kodu: 31377000 / 33677000

KS400.16.00	MERCEDES 30-31 ÖN	Dikmen No	M (mm)	A-B (mm)	C (mm)	ØD (Øx Øxmm)	AĞIRLIK Weight(kg)
		KS400.16.00	Komple Makas		120	"82xØ30 XØ25"	149,000
		KS400.16.01	90x15	900-900	K. BURÇLU		21,850
		KS400.16.02	90x15	1055-980	K. KIVRIK		21,170
		KS400.16.03	90x15	850-850	K. SÜZME		17,700
		KS400.16.04	90x15	770-770	K. KIVRIK		16,700
		KS400.16.05	90x15	710-710	K. SÜZME		14,800
		KS400.16.06	90x15	643-643	K. SÜZME		13,550
		KS400.16.07	90x15	555-555	K. SÜZME		11,510
		KS400.16.08	90x14	468-468	K. SÜZME		9,000
		KS400.16.09	90x14	390-390	K. SÜZME		7,490
		KS400.16.10	90x14	315-315	K. SÜZME		6,000
		KS400.16.11	90x14	275-245	K. SÜZME		4,800
		KS400.16.12	90x14	200-148	K. KIVRIK		3,900


Ref. No. :

Avrupa Kodu:





KS400.17.00	MERCEDES 30-31 ARKA KANALLI	Dikmen No	M (mm)	A-B (mm)	C (mm)	ØD (Øx Øxmm)	AĞIRLIK Weight(kg)
		KS400.17.00	Komple Makas		75		178,500
		KS400.17.01	100x18	770-770	K. DÜZ		20,200
		KS400.17.02	100x18	770-770	K. SÜZME		20,200
		KS400.17.03	100x18	770-770	K. SÜZME		20,200
		KS400.17.04	100x18	770-770	K. SÜZME		20,200
		KS400.17.05	100x18	545-545	K. SÜZME		14,600
		KS400.17.06	100x18	505-505	K. SÜZME		13,600
		KS400.17.07	100x18	460-460	K. SÜZME		12,180
		KS400.17.08	100x18	415-415	K. SÜZME		11,000
		KS400.17.09	100x18	375-375	K. SÜZME		10,000
		KS400.17.10	100x18	335-335	K. SÜZME		8,800
		KS400.17.11	100x18	290-290	K. SÜZME		7,500
		KS400.17.12	100x18	245-245	K. SÜZME		6,340
		KS400.17.13	100x18	205-205	K. SÜZME		5,300
		KS400.17.14	100x18	165-165	K. SÜZME		4,100
		KS400.17.15	100x18	120-120	K. SÜZME		2,900

Ref. No. :

Avrupa Kodu:



A :Sağ Mesafe / Right Distance
 B :Sol Mesafe / Left Distance
 C :Kavis- Ticari Sınıf / Curve- Commercial Class
 D :Burç Ölçüleri / Bush Dimension
 M :Malzeme Ebatı / Material Dimension

KS400.18.00	MERCEDES 30-28 ARKA	Dikmen No	M (mm)	A-B (mm)	C (mm)	ØD (Øx Øxmm)	AĞIRLIK Weight(kg)
		KS400.18.00	Komple Makas		40		204,000
		KS400.18.01	100x21	780-780	K. DÜZ		24,500
		KS400.18.02	100x21	735-735	K. DÜZ		21,920
		KS400.18.03	100x21	735-735	K. DÜZ		21,920
		KS400.18.04	100x21	735-735	K. DÜZ		21,920
		KS400.18.05	100x21	550-550	K. SÜZME		17,500
		KS400.18.06	100x21	505-505	K. SÜZME		15,750
		KS400.18.07	100x21	460-460	K. SÜZME		14,200
		KS400.18.08	100x21	415-415	K. SÜZME		12,940
		KS400.18.09	100x21	370-370	K. SÜZME		11,400
		KS400.18.10	100x21	325-325	K. SÜZME		10,000
		KS400.18.11	100x21	285-285	K. SÜZME		8,740
		KS400.18.12	100x21	240-240	K. SÜZME		7,300
		KS400.18.13	100x21	195-195	K. SÜZME		5,840
		KS400.18.14	100x21	150-150	K. SÜZME		5,320
Ref. No. : 3753200605		Avrupa Kodu: 34003000					
KS400.23.00	MERCEDES 25-23/32-40 AXOR İLAVE DİNGİL	Dikmen No	M (mm)	A-B (mm)	C (mm)	ØD (Øx Øxmm)	AĞIRLIK Weight(kg)
		KS400.23.00	Komple Makas		105		85,000
		KS400.23.01	100x14	798-596	K. DÜZ		14,800
		KS400.23.02	100x14	798-596	K. DÜZ		14,800
		KS400.23.03	100x14	825-625	K. KIVRIK		15,550
		KS400.23.04	100x14	470-610	K. SÜZME		11,180
		KS400.23.05	100x14	402-510	K. SÜZME		9,410
		KS400.23.06	100x14	335-405	K. SÜZME		7,600
		KS400.23.07	100x14	305-270	K. SÜZME		5,700
		KS400.23.08	100x14	200-200	K. SÜZME		3,840
Ref. No. : 3753200105		Avrupa Kodu:					
KS400.26.00	MERCEDES 13-17 ÖN	Dikmen No	M (mm)	A-B (mm)	C (mm)	ØD (Øx Øxmm)	AĞIRLIK Weight(kg)
		KS400.26.00	Komple Makas		130	Ø42	
		KS400.26.01	80x14	860-860	K. BURÇLU		18,000
		KS400.26.02	80x14	1064-905	K.KIVRIK		17,100
Ref. No. :		Avrupa Kodu:					
KS400.27.00	MERCEDES MB 13-17 ARKA (TAKVİYELİ)	Dikmen No	M (mm)	A-B (mm)	C (mm)	ØD (Øx Øxmm)	AĞIRLIK Weight(kg)
		KS400.27.00	Komple Makas		110	Ø57	
		KS400.27.01	80x14	850-850	K.KIVRIK		18,300
		KS400.27.02	80x14	1110-930	K.KIVRIK		17,500
		KS400.27.03.T	80x14	750-750	K.DÜZ		12,900
		KS400.27.04.T	80x14	650-650	K.DÜZ		11,100
		KS400.27.05.T	80x14	550-550	K.DÜZ		9,400
		KS400.27.06.T	80x14	450-450	K.DÜZ		7,700
Ref. No. :		Avrupa Kodu:					



A :Sağ Mesafe / Right Distance
 B :Sol Mesafe / Left Distance
 C :Kavis- Ticari Sınıf / Curve- Commercial Class
 D :Burç Ölçüleri / Bush Dimension
 M :Malzeme Ebatı / Material Dimension

KS400.28.00	MERCEDES 26-28 ARKA KANALLI	Dikmen No	M (mm)	A-B (mm)	C (mm)	ØD (Øx Øxmm)	AĞIRLIK Weight(kg)
		KS400.28.00	Komple Makas		30		204,400
		KS400.28.01	100x22	780-780	K.DÜZ		20,400
		KS400.28.02	100x22	735-735	K.DÜZ		24,900
		KS400.28.03	100x22	735-735	K.DÜZ		24,900
		KS400.28.04	100x22	735-735	K.DÜZ		24,900
		KS400.28.05	100x22	550-550	K.SÜZME		17,800
		KS400.28.06	100x22	505-505	K.SÜZME		16,300
		KS400.28.07	100x22	460-460	K.SÜZME		14,800
		KS400.28.08	100x22	415-415	K.SÜZME		13,400
		KS400.28.09	100x22	370-370	K.SÜZME		11,900
		KS400.28.10	100x22	325-325	K.SÜZME		10,400
		KS400.28.11	100x22	285-285	K.SÜZME		9,000
		KS400.28.12	100x22	240-240	K.SÜZME		7,600
		KS400.28.13	100x22	190-190	K.SÜZME		6,400
		KS400.28.14	100x22	150-150	K.SÜZME		4,700

Ref. No. :

Avrupa Kodu:

KS400.31.00	MERCEDES 25-23/32-28/30-28 AXOR ÖN (TAKVİYELİ) (11 KATLI)	Dikmen No	M (mm)	A-B (mm)	C (mm)	ØD (Øx Øxmm)	AĞIRLIK Weight(kg)
		KS400.31.00	Komple Makas		60		148,000
		PS400.03.01	90x22	900-900	P. BURÇLU	"96-88x Ø62xØ24"	29,000
		KS400.06.02	90x14	1190-1005	K. KIVRIK		20,000
		KS400.06.03.T	90x14	920-920	K. DÜZ		17,380
		KS400.06.03.T	90x14	920-920	K. DÜZ		17,380
		KS400.06.03	90x14	752-752	K. KIVRIK		14,560
		KS400.06.04	90x14	695-695	K. SÜZME		13,000
		KS400.06.05	90x14	595-595	K. SÜZME		11,000
		KS400.06.06	90x14	480-490	K. KIVRIK		9,200
		KS400.06.07	90x14	390-390	K. SÜZME		7,000
		KS400.06.08	90x14	290-290	K. SÜZME		5,140
		KS400.06.09	90x14	190-190	K. SÜZME		3,100

Ref. No. :

Avrupa Kodu:

KS400.32.00	MERCEDES 19-21 ÖN	Dikmen No	M (mm)	A-B (mm)	C (mm)	ØD (Øx Øxmm)	AĞIRLIK Weight(kg)
		KS400.32.00	Komple Makas		130		122,900
		KS400.32.01	90x14	900-900	K. BURÇLU	"82xØ30x Ø25"	20,200
		KS400.32.02	90x14	982-982	K. KIVRIK		19,000
		KS400.32.03	90x14	845-845	K. SÜZME		16,300
		KS400.32.04	90x14	755-755	K. KIVRIK		15,500
		KS400.32.05	90x14	670-670	K. SÜZME		12,900
		KS400.32.06	90x14	600-600	K. SÜZME		11,500
		KS400.32.07	90x14	500-500	K. SÜZME		9,500
		KS400.32.08	90x14	400-400	K. SÜZME		7,600
		KS400.32.09	90x14	290-290	K. SÜZME		5,400
		KS400.32.10	90x14	195-275	K. KIVRIK		5,000

Ref. No. :

Avrupa Kodu:



A :Sağ Mesafe / Right Distance
 B :Sol Mesafe / Left Distance
 C :Kavis- Ticari Sınıf / Curve- Commercial Class
 D :Burç Ölçüleri / Bush Dimension
 M :Malzeme Ebatı / Material Dimension

KS400.33.00	MERCEDES 19-21 ARKA	Dikmen No	M (mm)	A-B (mm)	C (mm)	ØD (Øx Øxmm)	AĞIRLIK Weight(kg)
		KS400.33.00	Komple Makas		170/80	"90xØ36 xØ30"	197,000
		KS400.34.01	100x14	770-770	K. DÜZ		16,200
		KS400.34.02	100x14	750-750	K. DÜZ		15,800
		KS400.34.03	100x14	600-600	K. SÜZME		12,200
		KS400.34.04	100x14	500-500	K. SÜZME		10,100
		KS400.34.05	100x14	400-400	K. SÜZME		7,900
		KS400.34.06	100x14	300-300	K. SÜZME		5,800
		KS400.34.07	100x14	200-200	K. SÜZME		3,600
		KS400.33.01	100x14	900-900	K. BURÇLU		22,800
		KS400.33.02	100x14	1070-1070	K. KIVRIK		21,600
		KS400.33.03	100x14	870-870	K. SÜZME		18,400
		KS400.33.04	100x14	800-800	K. KIVRIK		16,700
		KS400.33.05	100x14	670-670	K. SÜZME		14,800
		KS400.33.06	100x14	560-560	K. SÜZME		11,300
		KS400.33.07	100x14	440-440	K. SÜZME		8,800
		KS400.33.08	100x14	330-330	K. SÜZME		6,400
		KS400.33.09	100x14	215-215	K. SÜZME		3,900

Ref. No. :

Avrupa Kodu:

KS400.35.00	MERCEDES 26-24 ARKA	Dikmen No	M (mm)	A-B (mm)	C (mm)	ØD (Øx Øxmm)	AĞIRLIK Weight(kg)
		KS400.35.00	Komple Makas		100		182,000
		KS400.35.01	100x20	770-770	K. DÜZ		24,000
		KS400.35.02	100x20	770-770	K. DÜZ		24,000
		KS400.35.03	100x20	770-770	K. DÜZ		24,000
		KS400.35.04	100x20	770-770	K. SÜZME		23,400
		KS400.35.05	100x20	700-700	K. SÜZME		21,300
		KS400.35.06	100x20	565-565	K. SÜZME		17,300
		KS400.35.07	100x20	470-470	K. SÜZME		14,400
		KS400.35.08	100x20	385-385	K. SÜZME		11,700
		KS400.35.09	100x20	310-310	K. SÜZME		9,400
		KS400.35.10	100x20	235-235	K. SÜZME		7,000
		KS400.35.11	100x20	170-170	K. SÜZME		5,000

Ref. No. :

Avrupa Kodu:


KS400.51.00	MERCEDES ARKA	Dikmen No	M (mm)	A-B (mm)	C (mm)	ØD (Øx Øxmm)	AĞIRLIK Weight(kg)
		KS400.51.00	Komple Makas		90		214,000
		KS400.51.01	100x22	820-820	K. DÜZ		27,000
		KS400.51.02	100x22	820-820	K. DÜZ		27,000
		KS400.51.03	100x22	820-820	K. DÜZ		27,000
		KS400.51.04	100x22	820-820	K. SÜZME		26,800
		KS400.51.05	100x22	545-545	K. SÜZME		18,500
		KS400.51.06	100x22	505-505	K. SÜZME		17,100
		KS400.51.07	100x22	460-460	K. SÜZME		15,600
		KS400.51.08	100x22	415-415	K. SÜZME		14,000
		KS400.51.09	100x22	375-375	K. SÜZME		12,300
		KS400.51.10	100x22	335-335	K. SÜZME		11,200
		KS400.51.11	100x22	290-290	K. SÜZME		9,700
		KS400.51.12	100x22	245-245	K. SÜZME		8,200


Ref. No. :


Avrupa Kodu:





A :Sağ Mesafe / Right Distance
 B :Sol Mesafe / Left Distance
 C :Kavis- Ticari Sınıf / Curve- Commercial Class
 D :Burç Ölçüleri / Bush Dimension
 M :Malzeme Ebatı / Material Dimension

KS400.53.00	MERCEDES ARKA	Dikmen No	M (mm)	A-B (mm)	C (mm)	ØD (ØxØxmm)	AĞIRLIK Weight(kg)
	KS400.53.00	Komple Makas			178	"Ø12xØ50 x70x46"	31,000
	KS400.53.01	60x11	740-803	K. BURÇLU	10,000		
	KS400.53.02	60x11	750-750	K. DÜZ	7,700		
	KS400.53.03	60x11	610-645	K. DÜZ	6,400		
	KS400.53.04	60x23	450-495	K.SÜZME	6,800		
Ref. No. : 6023203006 / 6023203106 / 6023204306 / 6023205006		Avrupa Kodu: 31587000					

KS400.55.00	MERCEDES 1823-1828 K ARKA	Dikmen No	M (mm)	A-B (mm)	C (mm)	ØD (ØxØxmm)	AĞIRLIK Weight(kg)
	KS400.55.00	Komple Makas			120/50	"Ø24xØ62 x106x90"	220,000
	KS400.54.01	100x14	702-702	K. DÜZ	15,400		
	KS400.54.02	100x14	700-700	K. DÜZ	15,350		
	KS400.54.03	100x14	600-600	K. SÜZME	13,000		
	KS400.54.04	100x14	500-500	K. SÜZME	10,800		
	KS400.54.05	100x14	400-400	K. SÜZME	8,500		
	KS400.54.06	100x14	300-300	K. SÜZME	6,300		
	KS400.54.07	100x14	200-200	K. SÜZME	4,200		
	PS400.86.01	100x22	896-885	P. BURÇLU	33,500		
	KS400.55.02	100x15	1190-1010	K. KIVRIK	24,100		
	KS400.55.03	100x15	870-825	K. SÜZME	20,100		
	KS400.55.04	100x15	800-748	K. SÜZME	18,500		
	KS400.55.05	100x14	670-665	K. KIVRIK	15,900		
	KS400.55.06	100x14	560-548	K. SÜZME	12,000		
	KS400.55.07	100x14	445-436	K. SÜZME	9,500		
	KS400.55.08	100x14	330-323	K. SÜZME	7,000		
	KS400.55.09	100x14	215-210	K. SÜZME	4,500		
	KS400.28.12	100x22	240-240	K.SÜZME	7,600		
KS400.28.13	100x22	190-190	K.SÜZME	6,400			
KS400.28.14	100x22	150-150	K.SÜZME	4,700			
Ref. No. :		Avrupa Kodu:					

KS400.56.00	MERCEDES SINGLE ARKA	Dikmen No	M (mm)	A-B (mm)	C (mm)	ØD (ØxØxmm)	AĞIRLIK Weight(kg)
	KS400.56.00	Komple Makas			85	Ø35	
	KS400.56.01	90x12	745-575	K. KIVRIK	13,400		
	KS400.56.02	90x12	952-755	K. KIVRIK	12,700		
Ref. No. :		Avrupa Kodu:					

KS400.62.00	MERCEDES ARKA	Dikmen No	M (mm)	A-B (mm)	C (mm)	ØD (ØxØxmm)	AĞIRLIK Weight(kg)
	KS400.62.00	Komple Makas			110	d17x- D32x74x60	20,500
	KS400.62.01	60x8	530-670	K. BURÇLU	5,300		
	KS400.62.02	60x7	475-600	K.SÜZME	3,500		
	KS400.62.03	60x7	425-525	K.SÜZME	3,100		
	KS400.62.04	60x13	350-440	K.SÜZME	4,600		
	KS400.62.05	60x13	180-220	K.SÜZME	2,300		
Ref. No. :		Avrupa Kodu:					



A :Sağ Mesafe / Right Distance
 B :Sol Mesafe / Left Distance
 C :Kavis- Ticari Sınıf / Curve- Commercial Class
 D :Burç Ölçüleri / Bush Dimension
 M :Malzeme Ebatı / Material Dimension

KS400.59.00	MERCEDES ARKA	Dikmen No	M (mm)	A-B (mm)	C (mm)	ØD (Øx Øxmm)	AĞIRLIK Weight(kg)
		KS400.59.00	Komple Makas		90		250,000
		KS400.59.01	100x22	820-820	K. DÜZ		27,000
		KS400.59.02	100x22	820-820	K. DÜZ		27,000
		KS400.59.03	100x22	820-820	K. DÜZ		27,000
		KS400.59.04	100x22	820-820	K. SÜZME		26,800
		KS400.59.05	100x22	590-590	K. SÜZME		20,000
		KS400.59.06	100x22	545-545	K. SÜZME		18,500
		KS400.59.07	100x22	505-505	K. SÜZME		17,100
		KS400.59.08	100x22	460-460	K. SÜZME		15,600
		KS400.59.09	100x22	415-415	K. SÜZME		14,000
		KS400.59.10	100x22	375-375	K. SÜZME		12,300
		KS400.59.11	100x22	335-335	K. SÜZME		11,200
		KS400.59.12	100x22	290-290	K. SÜZME		9,700
		KS400.59.13	100x22	245-245	K. SÜZME		8,200
		KS400.59.14	100x22	200-200	K. SÜZME		6,900
		KS400.59.15	100x22	150-150	K. SÜZME		4,900
		KS400.59.16	100x22	120-120	K. SÜZME		3,900
Ref. No. :		Avrupa Kodu:					
KS400.63.00	MERCEDES ARKA	Dikmen No	M (mm)	A-B (mm)	C (mm)	ØD (Øx Øxmm)	AĞIRLIK Weight(kg)
		KS400.63.00	Komple Makas		165		22,000
		KS400.63.01	63x9	650-650	K. BURÇLU	d18x- D32x38x29	6,650
		KS400.63.02	63x9	660-660	K.DÜZ		5,600
		KS400.63.03	63x13	475-475	K.SÜZME		5,360
		KS400.63.04	63x13	270-270	K.SÜZME		3,040
Ref. No. :		Avrupa Kodu: 31587000					
KS400.64.00	MERCEDES ARKA	Dikmen No	M (mm)	A-B (mm)	C (mm)	ØD (Øx Øxmm)	AĞIRLIK Weight(kg)
		KS400.64.00	Komple Makas		155		25,300
		KS400.64.01	60x8	560-740	K. BURÇLU	d18030x 30x36	5,640
		KS400.64.02	60x8	730-788	K.KIVRIK	d14040x 60x68	5,550
		KS400.64.03	60x8	495-670	K.DÜZ		4,270
		KS400.64.04	60x8	420-560	K.DÜZ		3,590
		KS400.64.05	60x12	345-490	K.DÜZ		3,060
		KS400.64.06	60x12	205-260	K.DÜZ		1,700
Ref. No. :		Avrupa Kodu:					



A :Sağ Mesafe / Right Distance
 B :Sol Mesafe / Left Distance
 C :Kavis- Ticari Sınıf / Curve- Commercial Class
 D :Burç Ölçüleri / Bush Dimension
 M :Malzeme Ebatı / Material Dimension

KS400.72.00	MERCEDES ÖN	Dikmen No	M (mm)	A-B (mm)	C (mm)	ØD (Øx Øxmm)	AĞIRLIK Weight(kg)
		KS400.72.00	Komple Makas		100	96xØ62xØ24	165,000
		KS400.72.01	90x22	900-900	P.KIVRIK		21,500
		KS400.72.02	90x14	1190-930	K.KIVRIK		20,550
		KS400.72.03	90x14	840-840	K. SÜZME		16,400
		KS400.72.04	90x14	760-760	K. SÜZME		14,820
		KS400.72.05	90x14	720-720	K. SÜZME		14,030
		KS400.72.06	90x14	660-660	K. SÜZME		12,840
		KS400.72.07	90x14	600-600	K. SÜZME		11,660
		KS400.72.08	90x14	540-540	K. SÜZME		10,470
		KS400.72.09	90x14	480-480	K. SÜZME		9,290
		KS400.72.10	90x14	420-420	K. SÜZME		8,100
		KS400.72.11	90x14	360-360	K. SÜZME		6,910
		KS400.72.12	90x14	300-300	K. SÜZME		5,730
		KS400.72.13	90x14	265-265	K. SÜZME		4,840
		KS400.72.14	90x14	160-195	K.KIVRIK		4,050



Ref. No. :

Avrupa Kodu:

KS400.73.00	MERCEDES ÖN	Dikmen No	M (mm)	A-B (mm)	C (mm)	ØD (Øx Øxmm)	AĞIRLIK Weight(kg)
		KS400.73.00	Komple Makas		100	"85xØ30 xØ25,20"	
		KS400.73.01	90x13	800-800	K. BURÇLU		16,500
		KS400.73.02	90x12	875-875	K.KIVRIK		13,700



Ref. No. : 3433200102


Avrupa Kodu: 31252000

KS400.74.00	MERCEDES ARKA	Dikmen No	M (mm)	A-B (mm)	C (mm)	ØD (Øx Øxmm)	AĞIRLIK Weight(kg)
		KS400.74.00	Komple Makas		30/150	Ø30xØ36x90	217,000
		KS400.74.01	100x15	940-940	K.KIVRIK		25,700
		KS400.74.02	100x15	1062-1062	K.KIVRIK		25,400
		KS400.74.03	100x15	855-855	K. SÜZME		19,550
		KS400.74.04	100x15	750-750	K. SÜZME		17,100
		KS400.74.05	100x15	720-720	K. SÜZME		16,150
		KS400.74.06	100x15	540-540	K. SÜZME		12,170
		KS400.74.07	100x15	435-435	K. SÜZME		9,170
		KS400.74.08	100x15	330-330	K. SÜZME		7,250
		KS400.74.09	100x15	225-225	K. SÜZME		4,800
		KS400.74.M01	100x14	800-800	K.DÜZ		17,500
		KS400.74.M02	100x14	775-775	K.DÜZ		16,900
		KS400.74.M03	100x14	615-615	K. SÜZME		13,000
		KS400.74.M04	100x14	510-510	K. SÜZME		10,700
		KS400.74.M05	100x14	405-405	K. SÜZME		8,400
		KS400.74.M06	100x14	300-300	K. SÜZME	6,100	
		KS400.74.M07	100x14	195-195	K. SÜZME	4,000	
		KS400.74.M08	100x10	180-180	SAC	3,500	



Ref. No. : 6213200408

Avrupa Kodu: 30617000



A :Sağ Mesafe / Right Distance
 B :Sol Mesafe / Left Distance
 C :Kavis- Ticari Sınıf / Curve- Commercial Class
 D :Burç Ölçüleri / Bush Dimension
 M :Malzeme Ebatı / Material Dimension

KS400.78.00	MERCEDES ÖN	Dikmen No	M (mm)	A-B (mm)	C (mm)	ØD (ØxØxmm)	AĞIRLIK Weight(kg)
		KS400.78.00	Komple Makas		85	"81xØ30x Ø25,20 x2"	151,000
		KS400.78.01	90x15	900-900	K. BURÇLU		22,000
		KS400.78.02	90x15	995-995	K. KIVRIK		20,500
		KS400.78.03	90x15	845-845	K.SÜZME		17,800
		KS400.78.04	90x15	770-770	K. KIVRIK		17,200
		KS400.78.05	90x15	710-710	K. SÜZME		14,900
		KS400.78.06	90x15	630-630	K. SÜZME		13,400
		KS400.78.07	90x15	550-550	K. SÜZME		11,500
		KS400.78.08	90x14	465-465	K. SÜZME		9,000
		KS400.78.09	90x14	390-390	K. SÜZME		7,500
		KS400.78.10	90x14	315-315	K. SÜZME		6,000
		KS400.78.11	90x14	260-245	K. SÜZME		4,700
		KS400.78.12	90x14	150-200	K. KIVRIK		4,100
Ref. No. : 3463205402		Avrupa Kodu: 31274000					



KS400.79.00	MERCEDES ARKA	Dikmen No	M (mm)	A-B (mm)	C (mm)	ØD (ØxØxmm)	AĞIRLIK Weight(kg)
		KS400.79.00	Komple Makas		100/184	"90xØ36x Ø30,2"	260,000
		KS400.79.M01	100x13	750-750	K. DÜZ		15,300
		KS400.79.M02	100x13	705-705	K. SÜZME		14,300
		KS400.79.M03	100x13	638-638	K. SÜZME		12,900
		KS400.79.M04	100x13	570-570	K. SÜZME		11,500
		KS400.79.M05	100x13	502-502	K. SÜZME		10,100
		KS400.79.M06	100x13	435-435	K. SÜZME		8,800
		KS400.79.M07	100x13	368-368	K. SÜZME		7,400
		KS400.79.M08	100x13	300-300	K. SÜZME		6,000
		KS400.79.M09	100x13	232-232	K. SÜZME		4,600
		KS400.79.M10		165-165	DÖKÜM		3,200
		KS400.79.01	100x15	900-900	K. BURÇLU	24,000	
		KS400.79.02	100x15	1050-1050	K. KIVRIK	22,700	
		KS400.79.03	100x15	870-870	K. SÜZME	19,500	
		KS400.79.04	100x15	800-800	K. SÜZME	17,900	
		KS400.79.05	100x15	735-735	K. SÜZME	16,400	
		KS400.79.06	100x15	685-685	K. KIVRIK	16,400	
		KS400.79.07	100x15	615-615	K. SÜZME	13,600	
		KS400.79.08	100x14	560-560	K. SÜZME	11,600	
		KS400.79.09	100x14	445-445	K. SÜZME	9,100	
		KS400.79.10	100x14	355-355	K. SÜZME	7,000	
		KS400.79.11	100x14	215-215	K. SÜZME	4,500	
Ref. No. : 3893200408		Avrupa Kodu: 30427000					



KS400.82.00	MERCEDES ARKA	Dikmen No	M (mm)	A-B (mm)	C (mm)	ØD (ØxØxmm)	AĞIRLIK Weight(kg)
		KS400.82.00	Komple Makas		45		126,000
		KS400.82.01	100x22	770-770	K. DÜZ		26,600
		KS400.82.02	100x22	760-760	K. SÜZME		25,200
		KS400.82.03	100x22	565-565	K. SÜZME		19,700
		KS400.82.04	100x22	470-470	K. SÜZME		16,200
		KS400.82.05	100x22	385-385	K. SÜZME		13,300
		KS400.82.06	100x22	310-310	K. SÜZME		10,700
		KS400.82.07	100x22	235-235	K. SÜZME		8,100
		KS400.82.08	100x22	160-160	K. SÜZME		5,500
Ref. No. : 3433200106		Avrupa Kodu: 31251000					





A :Sağ Mesafe / Right Distance
 B :Sol Mesafe / Left Distance
 C :Kavis- Ticari Sınıf / Curve- Commercial Class
 D :Burç Ölçüleri / Bush Dimension
 M :Malzeme Ebatı / Material Dimension

KS400.88.00	MERCEDES ARKA	Dikmen No	M (mm)	A-B (mm)	C (mm)	ØD (Øx Øxmm)	AĞIRLIK Weight(kg)
		KS400.88.00	Komple Makas		153/80		184,000
		KS400.88.M01	80x16	650-650	K. DÜZ		13,000
		KS400.88.M02	80x16	650-650	K. DÜZ		13,000
		KS400.88.M03	80x16	610-610	K. SÜZME		12,000
		KS400.88.M04	80x16	545-545	K. SÜZME		10,700
		KS400.88.M05	80x16	480-480	K. SÜZME		9,400
		KS400.88.M06	80x16	415-415	K. SÜZME		8,100
		KS400.88.M07	80x16	350-350	K. SÜZME		6,800
		KS400.88.M08	80x16	285-285	K. SÜZME		5,500
		KS400.88.M09	80x16	220-220	K. SÜZME		4,200
		KS400.88.M10	80x16	155-155	K. SÜZME		2,900
		KS400.88.M11	80x30	125-125	K. DÜZ		2,500
		KS400.88.01	80x16	800-800	K. BURÇLU	78xØ36 Xø30	19,000
		KS400.88.02	80x16	985-873	K. KIVRIK		18,400
		KS400.88.03	80x16	650-650	K. SÜZME		12,800
		KS400.88.04	80x16	575-575	K. SÜZME		11,300
		KS400.88.05	80x16	500-500	K. SÜZME		9,800
		KS400.88.06	80x16	425-425	K. SÜZME		8,300
		KS400.88.07	80x16	350-350	K. SÜZME		6,800
		KS400.88.08	80x16	275-275	K. SÜZME		5,300
		KS400.88.09	80x16	200-200	K. SÜZME		3,800

Ref. No. :

Avrupa Kodu:

KS400.89.00	MERCEDES ARKA	Dikmen No	M (mm)	A-B (mm)	C (mm)	ØD (Øx Øxmm)	AĞIRLIK Weight(kg)
		KS400.89.00	Komple Makas		153		
		KS400.89.01	60x11	740-810	K. KIVRIK	Ø30,50	9,200

Ref. No. :

Avrupa Kodu:

KS400.92.00	MERCEDES 24-26 ÖN	Dikmen No	M (mm)	A-B (mm)	C (mm)	ØD (Øx Øxmm)	AĞIRLIK Weight(kg)
		KS400.92.00	Komple Makas		115	Ø22xØ58 x76-70	105,500
		KS400.92.01	80x18	860-860	P. BURÇLU		21,500
		KS400.92.02	80x13	1115-955	K. KIVRIK		16,600
		KS400.92.03	80x13	780-780	K. SÜZME		12,500
		KS400.92.04	80x13	700-700	K. SÜZME		11,200
		KS400.92.05	80x13	620-620	K. SÜZME		9,900
		KS400.92.06	80x13	540-540	K. SÜZME		8,600
		KS400.92.07	80x13	460-460	K. SÜZME		7,300
		KS400.92.08	80x13	380-380	K. SÜZME		6,000
		KS400.92.09	80x13	300-300	K. SÜZME		4,700
		KS400.92.10	80x13	220-200	K. SÜZME		3,400
		KS400.92.11	80x13	140-140	K. SÜZME		2,200

Ref. No. : 6523200902

Avrupa Kodu: 33618000



A :Sağ Mesafe / Right Distance
 B :Sol Mesafe / Left Distance
 C :Kavis- Ticari Sınıf / Curve- Commercial Class
 D :Burç Ölçüleri / Bush Dimension
 M :Malzeme Ebatı / Material Dimension

KS400.99.00	MERCEDES ARKA	Dikmen No	M (mm)	A-B (mm)	C (mm)	ØD (Øx Øxmm)	AĞIRLIK Weight(kg)
		KS400.99.00	Komple Makas		151 / 0		186,800
		KS400.99.01	80x26	850-850	P. BURÇLU	"Ø22xØ63 x96-80"	23,700
		KS400.99.02	80x13	1000-940	K. KIVRIK	"Ø22xØ63 x96-80 "	15,740
		KS400.99.03	80x13	740-740	K. SÜZME		11,810
		KS400.99.04	80x13	670-670	K. SÜZME		10,680
		KS400.99.05	80x13	600-600	K. SÜZME		9,540
		KS400.99.06	80x13	530-530	K. SÜZME		8,400
		KS400.99.07	80x13	460-460	K. SÜZME		7,270
		KS400.99.08	80x13	390-390	K. SÜZME		6,130
		KS400.99.09	80x13	320-320	K. SÜZME		5,000
		KS400.99.10	80x13	250-250	K. SÜZME		3,860
		KS400.99.11	80x13	180-180	K. SÜZME		2,730
		KS400.99.01.M	80x13	710-700	K. DÜZ		11,440
		KS400.99.02.M	80x13	710-700	K. DÜZ		11,440
		KS400.99.03.M	80x13	590-590	K. SÜZME		9,350
		KS400.99.04.M	80x13	535-525	K. SÜZME		8,450
		KS400.99.05.M	80x13	480-470	K. SÜZME		7,560
		KS400.99.06.M	80x13	425-415	K. SÜZME		6,670
		KS400.99.07.M	80x13	370-360	K. SÜZME		5,780
		KS400.99.08.M	80x13	315-305	K. SÜZME		4,880
		KS400.99.09.M	80x13	260-250	K. SÜZME		3,990
		KS400.99.10.M	80x13	205-195	K. SÜZME		3,100
		KS400.99.11.M	80x13	150-140	K. SÜZME		2,210
		KS400.99.12.M	80x10	90-90	K. DÜZ		1,200

Ref. No. : 9743200208 / 9743200308 / 9743200408

Avrupa Kodu: 33815000

FIAT



A :Sağ Mesafe / Right Distance
 B :Sol Mesafe / Left Distance
 C :Kavis- Ticari Sınıf / Curve- Commercial Class
 D :Burç Ölçüleri / Bush Dimension
 M :Malzeme Ebatı / Material Dimension

PS1600.01.00	FIAT DUCATO ARKA (E.M.)	Dikmen No	M (mm)	A-B (mm)	C (mm)	ØD (ØxØxmm)	AĞIRLIK Weight(kg)
		PS1600.01.00	Komple Makas		130	"87-69x Ø50xØ16"	12,800
		PS1600.01.01	80x17	715-715	P. BURÇLU	"46,5-39x Ø40xØ16"	12,800
Ref. No. : 1311825080		Avrupa Kodu: 46108900					

PS1600.16.00	FIAT ARKA	Dikmen No	M (mm)	A-B (mm)	C (mm)	ØD (ØxØxmm)	AĞIRLIK Weight(kg)
		PS1600.16.00	Komple Makas		50	"100xØ36x Ø30,20"	19,500
		PS1600.16.01	100x20	620-780	P. BURÇLU		19,500
Ref. No. :		Avrupa Kodu:					

PS1700.01.00	FIAT DOBLO ARKA	Dikmen No	M (mm)	A-B (mm)	C (mm)	ØD (ØxØxmm)	AĞIRLIK Weight(kg)
		PS1700.01.00	Komple Makas		195	"77xØ56x Ø16,30"	7,440
		PS1700.01.01	70x13	665-595	P. BURÇLU	"77-61x Ø34x Ø14,10"	7,440
Ref. No. :		Avrupa Kodu: 46169800					

PS1700.02.00	FIAT DUCATO ARKA Y.M. 80 LİK	Dikmen No	M (mm)	A-B (mm)	C (mm)	ØD (ØxØxmm)	AĞIRLIK Weight(kg)
		PS1700.02.00	Komple Makas		130	"87-70x Ø50xØ16,20"	15,500
		PS1700.02.01	80x21	715-715	P. BURÇLU	"46,5-39x Ø40xØ16"	15,500
Ref. No. : 1329823080		Avrupa Kodu: 67433000					

PS1700.03.00	FIAT DUCATO ARKA Y.M. 70 LİK	Dikmen No	M (mm)	A-B (mm)	C (mm)	ØD (ØxØxmm)	AĞIRLIK Weight(kg)
		PS1700.03.00	Komple Makas		110	"90x70x Ø65xØ16 "	15,000
		PS1700.03.01	70x22	715-715	P. BURÇLU	"40x33x Ø40xØ16"	14,920
Ref. No. :		Avrupa Kodu:					

PS1700.04.00	FIAT DUCATO ARKA Y.M.	Dikmen No	M (mm)	A-B (mm)	C (mm)	ØD (ØxØxmm)	AĞIRLIK Weight(kg)
		PS1700.04.00	Komple Makas		100	"90x70x Ø65xØ16 "	12,300
		PS1700.04.01	70x18	715-715	P. BURÇLU	"40x33x Ø40xØ16"	12,150
Ref. No. :		Avrupa Kodu:					

PS1700.06.00	FIAT DUCATO ARKA	Dikmen No	M (mm)	A-B (mm)	C (mm)	ØD (ØxØxmm)	AĞIRLIK Weight(kg)
		PS1700.06.00	Komple Makas		110	"90x70x Ø65xØ16 "	12,500
		PS1700.06.01	70x18	715-715	P. BURÇLU	"40x33x Ø40xØ16"	12,500
Ref. No. : 1311825080		Avrupa Kodu: 46108900					



A :Sağ Mesafe / Right Distance
 B :Sol Mesafe / Left Distance
 C :Kavis- Ticari Sınıf / Curve- Commercial Class
 D :Burç Ölçüleri / Bush Dimension
 M :Malzeme Ebatı / Material Dimension

PS1700.07.00	FIAT DUCATO ARKA	Dikmen No	M (mm)	A-B (mm)	C (mm)	ØD (ØxØxmm)	AĞIRLIK Weight(kg)
		PS1700.07.00	Komple Makas		100	"90x70x Ø65xØ16"	20,400
		PS1700.07.01	70x16	715-715	P. BURÇLU		11,600
		PS1700.07.02	70x16	635-635	P. DÜZ	"40x33x Ø40xØ16"	8,500
Ref. No. : 1355467080 / 1351268080 / 5102Q2		Avrupa Kodu: 67513000					

PS1700.08.00	FIAT DUCATO ARKA	Dikmen No	M (mm)	A-B (mm)	C (mm)	ØD (ØxØxmm)	AĞIRLIK Weight(kg)
		PS1700.08.00	Komple Makas		97-84	"90x70x Ø65xØ16"	23,200
		PS1700.08.01	70x18	715-715	P. BURÇLU		12,500
		PS1700.08.02	70x15	650-650	K. DÜZ	"40x33x Ø40xØ16"	10,700
Ref. No. : 1357567080 / 1350011080 / 5102CA		Avrupa Kodu: 67517000					


PS1700.09.00	FIAT DUCATO ARKA	Dikmen No	M (mm)	A-B (mm)	C (mm)	ØD (ØxØxmm)	AĞIRLIK Weight(kg)
		PS1700.09.00	Komple Makas		100	"Ø16x41x 77x67"	24,800
		PS1700.09.01	70x22	715-715	P. BURÇLU		13,900
		PS1700.09.02	70x19	740-740	K. DÜZ	"Ø14x41x 77x67"	10,300
Ref. No. :		Avrupa Kodu:					

PS1700.10.00	FIAT DUCATO X250 Z MAKAS	Dikmen No	M (mm)	A-B (mm)	C (mm)	ØD (ØxØxmm)	AĞIRLIK Weight(kg)
		PS1700.10.00	Komple Makas		127-135	"87x69x Ø50xØ16"	15,800
		PS1700.10.01	70x27	715-425	P. BURÇLU		15,200
Ref. No. :		Avrupa Kodu:					

PS1700.11.00	FIAT DUCATO ARKA	Dikmen No	M (mm)	A-B (mm)	C (mm)	ØD (ØxØxmm)	AĞIRLIK Weight(kg)
		PS1700.11.00	Komple Makas		95	"90x70x Ø65xØ16"	24,000
		PS1700.11.01	70x27	715-715	P. BURÇLU		13,200
		PS1700.11.02	70x18	640-660	K. DÜZ	"40x33x Ø40xØ16"	9,250
Ref. No. :		Avrupa Kodu:					

PS1700.12.00	FIAT DUCATO ARKA	Dikmen No	M (mm)	A-B (mm)	C (mm)	ØD (ØxØxmm)	AĞIRLIK Weight(kg)
		PS1700.12.00	Komple Makas		95	"87-70x Ø50xØ16"	25,000
		PS1700.12.01	70x17	715-715	P. BURÇLU		12,900
		PS1700.12.02	70x17	720-720	K. DÜZ	"46x39x Ø40xØ16"	11,200
Ref. No. :		Avrupa Kodu: 67345000					

PS1700.13.00	FIAT DOBLO ARKA	Dikmen No	M (mm)	A-B (mm)	C (mm)	ØD (ØxØxmm)	AĞIRLIK Weight(kg)
		PS1700.13.00	Komple Makas		150	"77-70x Ø50xØ16"	9,000
		PS1700.13.01	70x16	665-595	P. BURÇLU		9,000
						"77x61x Ø34xØ14"	
Ref. No. :		Avrupa Kodu:					



A :Sağ Mesafe / Right Distance
 B :Sol Mesafe / Left Distance
 C :Kavis- Ticari Sınıf / Curve- Commercial Class
 D :Burç Ölçüleri / Bush Dimension
 M :Malzeme Ebatı / Material Dimension

PS1700.14.00	FIAT DUCATO ARKA	Dikmen No	M (mm)	A-B (mm)	C (mm)	ØD (ØxØxmm)	AĞIRLIK Weight(kg)
		PS1700.14.00	Komple Makas		100	"87-70x Ø65xØ16"	20,900
		PS1700.14.01	70x18	715-715	P. BURÇLU		11,700
		PS1700.14.02	70x18	640-640	P. DÜZ	"40x33x Ø40xØ16"	9,200
Ref. No. :	Avrupa Kodu:						

PS1700.16.00	FIAT STRADA ARKA	Dikmen No	M (mm)	A-B (mm)	C (mm)	ØD (ØxØxmm)	AĞIRLIK Weight(kg)
		PS1700.16.00	Komple Makas		160	"Ø46,5 Ø32"	
		PS1700.16.01	70x16	710-645	P. BURÇLU		8,700
Ref. No. :	Avrupa Kodu:						

PS1700.17.00	FIAT DUCATO ARKA	Dikmen No	M (mm)	A-B (mm)	C (mm)	ØD (ØxØxmm)	AĞIRLIK Weight(kg)
		PS1700.17.00	Komple Makas		90	"90x70x Ø65xØ16"	14,500
		PS1700.17.01	70x22	715-715	P. BURÇLU	"40x33x Ø40xØ16"	14,500
Ref. No. : 1355403080	Avrupa Kodu: 67497000						

PS1700.17.00.T	FIAT DUCATO ARKA (TAKVİYELİ)	Dikmen No	M (mm)	A-B (mm)	C (mm)	ØD (ØxØxmm)	AĞIRLIK Weight(kg)
		PS1700.17.00.T	Komple Makas		90	"90x70x Ø65xØ16 "	24,700
		PS1700.17.01	70x22	715-715	P. BURÇLU	"40x33x Ø40xØ16"	14,500
		PS1700.17.02.T	70x14	640-650	P. DÜZ	"40x33x Ø40xØ16"	9,900
Ref. No. : 1355403080/HD	Avrupa Kodu:						

KS500.01.00	FIAT 50 NC ÖN	Dikmen No	M (mm)	A-B (mm)	C (mm)	ØD (ØxØxmm)	AĞIRLIK Weight(kg)
		KS500.01.00	Komple Makas		130	70xØ30x Ø24	30,500
		KS500.01.01	70x10	705-705	K. BURÇLU		9,000
		KS500.01.02	70x11	830-750	K. KIVRIK		8,800
		KS500.01.03	70x11	515-515	K. SÜZME		5,580
		KS500.01.04	70x11	316-316	K. SÜZME		3,400
		KS500.01.05	70x14	228-228	K. SÜZME		2,950
Ref. No. :	Avrupa Kodu:						

KS500.02.00	FIAT 50 NC ARKA	Dikmen No	M (mm)	A-B (mm)	C (mm)	ØD (ØxØxmm)	AĞIRLIK Weight(kg)
		KS500.02.00	Komple Makas		105		63,000
		KS500.03.01	70x9	500-500	K. DÜZ		4,810
		KS500.03.02	70x9	420-420	K. DÜZ		4,000
		KS500.03.03	70x9	320-320	K. DÜZ		3,000
		KS500.03.04	70x9	200-200	K. DÜZ		1,900
		KS500.03.05	70x9	75-75	K. DÜZ		0,700
		KS500.02.01	70x10	675-675	K. BURÇLU	70xØ30x Ø24	8,800
		KS500.02.02	70x10	805-800	K. KIVRIK		8,000
		KS500.02.03	70x10	590-590	K. DÜZ		6,440
		KS500.02.04	70x10	495-495	K. DÜZ		5,200
		KS500.02.05	70x10	400-400	K. DÜZ		4,200
		KS500.02.06	70x14	305-305	K. DÜZ		4,550
		KS500.02.07	70x14	220-220	K. DÜZ		3,200
		KS500.02.08	70x14	130-130	K. DÜZ		2,400
		KS500.02.09	70x14	70-70	K. DÜZ		1,300
		KS500.02.10	70x11	70-70	K. DÜZ		0,850
Ref. No. :	Avrupa Kodu:						




OTOMOTİV SANAYİ ve TİC. LTD. ŞTİ.

www.dikmenotomotiv.com.tr

IVECO




A :Sağ Mesafe / Right Distance
 B :Sol Mesafe / Left Distance
 C :Kavis- Ticari Sınıf / Curve- Commercial Class
 D :Burç Ölçüleri / Bush Dimension
 M :Malzeme Ebatı / Material Dimension

PS600.02.00	IVECO 35.9 ÖN	Dikmen No	M (mm)	A-B (mm)	C (mm)	ØD (Øx Øxmm)	AĞIRLIK Weight(kg)
		PS600.02.00	Komple Makas		145	"40-33-Ø40xØ16"	22,000
		PS600.02.01	70x18	705-705	P. BURÇLU		11,000
		PS600.02.02	70x18	870-750	P. KIVRIK		10,100


Ref. No. : 08587483

Avrupa Kodu: 67292000

PS600.02.00.T	IVECO 35.9 ÖN (TAKVİYELİ)	Dikmen No	M (mm)	A-B (mm)	C (mm)	ØD (Øx Øxmm)	AĞIRLIK Weight(kg)
		PS600.02.00.T	Komple Makas		145	"40-33-Ø40xØ16"	31,000
		PS600.02.01	70x18	705-705	P. BURÇLU		11,000
		PS600.02.02	70x18	870-750	P. KIVRIK		10,100
		PS600.02.03.T	70x18	705-705	P. DÜZ		9,000


Ref. No. :

Avrupa Kodu:

PS600.03.00	IVECO 35.9 ARKA	Dikmen No	M (mm)	A-B (mm)	C (mm)	ØD (Øx Øxmm)	AĞIRLIK Weight(kg)
		PS600.03.00	Komple Makas		140	"40-33-Ø40xØ16"	32,500
		PS600.10.01	70x18	570-570	P. DÜZ		7,300
		PS600.03.01	70x19	706-830	P. BURÇLU		12,000
		PS600.03.02	70x19	885-790	P. KIVRIK		10,610


Ref. No. :

Avrupa Kodu:

PS600.03.00.T	IVECO 35.9 ARKA (TAKVİYELİ)	Dikmen No	M (mm)	A-B (mm)	C (mm)	ØD (Øx Øxmm)	AĞIRLIK Weight(kg)
		PS600.03.00.T	Komple Makas		140	"40-33-Ø40xØ16"	42,000
		PS600.10.01	70x18	570-570	P. DÜZ		7,300
		PS600.03.01	70x19	706-830	P. BURÇLU		12,000
		PS600.03.02	70x19	885-790	P. KIVRIK		10,610
		PS600.03.03.T	70x19	710-710	P. DÜZ		9,500


Ref. No. :

Avrupa Kodu:

PS600.04.00	IVECO DAILY ARKA (E.M.)	Dikmen No	M (mm)	A-B (mm)	C (mm)	ØD (Øx Øxmm)	AĞIRLIK Weight(kg)
		PS600.04.00	Komple Makas		130	69xØ40xØ16	22,000
		PS600.04.01	60x20	700-715	P. BURÇLU		11,500
		PS600.04.02	60x22	855-665	P. KIVRIK		9,420


Ref. No. :

Avrupa Kodu:

PS600.04.00.T	IVECO DAILY ARKA (TAKVİYELİ)	Dikmen No	M (mm)	A-B (mm)	C (mm)	ØD (Øx Øxmm)	AĞIRLIK Weight(kg)
		PS600.04.00.T	Komple Makas		130	"69xØ40xØ16"	28,000
		PS600.04.01	60x20	700-715	P. BURÇLU		11,500
		PS600.04.02	60x22	855-665	P. KIVRIK		9,420
		PS600.04.03.T	60x18	640-575	P. DÜZ		6,500

Ref. No. :

Avrupa Kodu:



A :Sağ Mesafe / Right Distance
 B :Sol Mesafe / Left Distance
 C :Kavis- Ticari Sınıf / Curve- Commercial Class
 D :Burç Ölçüleri / Bush Dimension
 M :Malzeme Ebatı / Material Dimension

PS600.11.00	IVECO DAILY ARKA Y.M.	Dikmen No	M (mm)	A-B (mm)	C (mm)	ØD (Øx Øxmm)	AĞIRLIK Weight(kg)
		PS600.11.00	Komple Makas		110	Ø40	10,420
		PS600.11.01	60x22	700-715	P. KIVRIK		



Ref. No. :

Avrupa Kodu:

PS600.28.00	IVECO TORSİYON ÖN	Dikmen No	M (mm)	A-B (mm)	C (mm)	ØD (Øx Øxmm)	AĞIRLIK Weight(kg)
		PS600.28.00	Komple Makas		92		16,200
		PS600.28.01	80x25	1360	P. KIVRIK		



Ref. No. :

Avrupa Kodu:

PS600.31.00	IVECO DAILY TORSİYON ÖN	Dikmen No	M (mm)	A-B (mm)	C (mm)	ØD (Øx Øxmm)	AĞIRLIK Weight(kg)
		PS600.31.00	Komple Makas		80		14,900
		PS600.31.01	90x16	1416	P. KIVRIK		



Ref. No. : 5801526271

Avrupa Kodu: 67502000

PS600.32.00	IVECO DAILY ARKA (Y.M.)	Dikmen No	M (mm)	A-B (mm)	C (mm)	ØD (Øx Øxmm)	AĞIRLIK Weight(kg)
		PS600.32.00	Komple Makas		140	"d24xD51x35x29"	16,000
		PS600.32.01	70x26	700x695	P. KIVRIK		



Ref. No. : 5801642218

Avrupa Kodu: 67553000

PS600.34.00	IVECO DAILY TORSİYON ÖN	Dikmen No	M (mm)	A-B (mm)	C (mm)	ØD (Øx Øxmm)	AĞIRLIK Weight(kg)
		PS600.34.00	Komple Makas		95		15,800
		PS600.34.01	80x24	1350	P. DÜZ		



Ref. No. :

Avrupa Kodu: 67352000

PS600.36.00	IVECO DAILY TORSİYON ÖN	Dikmen No	M (mm)	A-B (mm)	C (mm)	ØD (Øx Øxmm)	AĞIRLIK Weight(kg)
		PS600.36.00	Komple Makas		95		15,200
		PS600.36.01	80x20	1365	P. DÜZ		




Ref. No. : 504006739 / 500340499 / 500389157 / 504279571

Avrupa Kodu: 67350000




A :Sağ Mesafe / Right Distance
 B :Sol Mesafe / Left Distance
 C :Kavis- Ticari Sınıf / Curve- Commercial Class
 D :Burç Ölçüleri / Bush Dimension
 M :Malzeme Ebatı / Material Dimension

PS600.06.00	IVECO EUROBÜS ÖN	Dikmen No	M (mm)	A-B (mm)	C (mm)	ØD (Øx Øxmm)	AĞIRLIK Weight(kg)
	PS600.06.00	Komple Makas			150	"Ø16xØ45x 40-32"	31,500
	PS600.06.01	70x22	855-855	P. BURÇLU			16,000
	PS600.06.02	70x22	1020-880	P. KIVRIK			14,000


Ref. No. :

Avrupa Kodu:

PS600.08.00	IVECO EURO CITY ÖN	Dikmen No	M (mm)	A-B (mm)	C (mm)	ØD (Øx Øxmm)	AĞIRLIK Weight(kg)
	PS600.08.00	Komple Makas			142	"81xØ46x Ø16"	23,650
	PS600.08.01	70x29	852-852	P. BURÇLU			21,000
	PS600.08.ÜT	70x10	70-70	DÜZ			0,750
	PS600.08.AT	70x25	70-70	DÜZ			1,900


Ref. No. : 504087351

Avrupa Kodu: 67306000

PS600.08.00.T	IVECO EURO CITY ÖN (TAKVİYELİ)	Dikmen No	M (mm)	A-B (mm)	C (mm)	ØD (Øx Øxmm)	AĞIRLIK Weight(kg)
	PS600.08.00.T	Komple Makas			142	"81xØ46x Ø16"	36,000
	PS600.08.01	70x29	852-852	P. BURÇLU			21,000
	PS600.08.02.T	70x23	962-962	P. KIVRIK			14,300


Ref. No. :

Avrupa Kodu:

PS600.09.00	IVECO EUROBÜS ARKA	Dikmen No	M (mm)	A-B (mm)	C (mm)	ØD (Øx Øxmm)	AĞIRLIK Weight(kg)
	PS600.09.00	Komple Makas			110	Ø45	47,000
	PS600.09.01	70x23	835-835	P. KIVRIK			17,400
	PS600.09.02	70x23	1045-895	P. KIVRIK			15,000
	PS600.09.03	70x23	855-855	P. DÜZ			14,100


Ref. No. :

Avrupa Kodu:

PS600.12.00	IVECO EURO CITY ARKA	Dikmen No	M (mm)	A-B (mm)	C (mm)	ØD (Øx Øxmm)	AĞIRLIK Weight(kg)
	PS600.12.00	Komple Makas			110	"81xØ46x Ø16"	16,500
	PS600.12.01	70x23	835-835	P. BURÇLU			16,500

Ref. No. :

Avrupa Kodu:

PS600.30.00	IVECO DAILY ÖN	Dikmen No	M (mm)	A-B (mm)	C (mm)	ØD (Øx Øxmm)	AĞIRLIK Weight(kg)
	PS600.30.00	Komple Makas			100	"Ø20xØ57x 80x66"	38,000
	PS600.30.01	70x26	857-857	P. KIVRIK			19,800
	PS600.30.02	70x26	1080-895	P. KIVRIK			17,700

Ref. No. :

Avrupa Kodu:



A :Sağ Mesafe / Right Distance
 B :Sol Mesafe / Left Distance
 C :Kavis- Ticari Sınıf / Curve- Commercial Class
 D :Burç Ölçüleri / Bush Dimension
 M :Malzeme Ebatı / Material Dimension

PS600.39.00	IVECO EUROCITY ÖN	Dikmen No	M (mm)	A-B (mm)	C (mm)	ØD (Øx Øxmm)	AĞIRLIK Weight(kg)
		PS600.39.00	Komple Makas		145	"40x32x Ø45xØ16"	24,100
		PS600.39.01	70x29	857-857	P. BURÇLU		21,500
		PS600.39.02	70x35	70-70	P. DÜZ		2,600

Ref. No. : 504087352

Avrupa Kodu: 67304000

PS600.15.00	IVECO EUROBUS TECTOR ARKA	Dikmen No	M (mm)	A-B (mm)	C (mm)	ØD (Øx Øxmm)	AĞIRLIK Weight(kg)
		PS600.15.00	Komple Makas		102	"Ø31xØ78x 92x63"	22,000
		PS600.15.01	75x42	605-430	P. BURÇLU		22,000

Ref. No. :

Avrupa Kodu:

PS600.01.00	IVECO 190-330 ÖN	Dikmen No	M (mm)	A-B (mm)	C (mm)	ØD (Øx Øxmm)	AĞIRLIK Weight(kg)
		PS600.01.00	Komple Makas		175	"88xØ45x Ø35"	20,000
		PS600.01.01	90x20	895-895	P. BURÇLU		

Ref. No. :

Avrupa Kodu:

PS600.05.00	IVECO 380-37 ÖN	Dikmen No	M (mm)	A-B (mm)	C (mm)	ØD (Øx Øxmm)	AĞIRLIK Weight(kg)
		PS600.05.00	Komple Makas		170	"96xØ62x Ø20"	78,400
		PS600.05.01	90x25	950-950	P. BURÇLU		30,400
		PS600.05.02	90x26	1170-985	P. KIVRIK		22,860
		PS600.05.03	90x26	985-985	P. DÜZ		22,100

Ref. No. : 08161628

Avrupa Kodu: 66926000

PS600.05.00.A	IVECO 380-37 ÖN	Dikmen No	M (mm)	A-B (mm)	C (mm)	ØD (Øx Øxmm)	AĞIRLIK Weight(kg)
		PS600.05.00.A	Komple Makas		170	"d37xØ62x 220x86 "	78,400
		PS600.05.01.BA	90x25	950-950	P. BURÇLU		30,400
		PS600.05.02	90x26	1170-985	P. KIVRIK	"96xØ62 xØ20"	22,860
		PS600.05.03	90x26	985-985	P. DÜZ		22,100

Ref. No. : 41027488

Avrupa Kodu: 66926900

PS600.13.00	IVECO 450 ARKA	Dikmen No	M (mm)	A-B (mm)	C (mm)	ØD (Øx Øxmm)	AĞIRLIK Weight(kg)
		PS600.13.00	Komple Makas		110		116,000
		PS600.13.01	100x31	730-730	P. DÜZ		27,100
		PS600.13.02	100x31	737-737	P. DÜZ		27,100
		PS600.13.03	100x31	740-740	P. DÜZ		27,100
		PS600.13.04	100x56	540-540	P. DÜZ		31,600
		PS600.13.05	100x10	86-86	K. KIVRIK	2,900	

Ref. No. :

Avrupa Kodu:



A :Sağ Mesafe / Right Distance
 B :Sol Mesafe / Left Distance
 C :Kavis- Ticari Sınıf / Curve- Commercial Class
 D :Burç Ölçüleri / Bush Dimension
 M :Malzeme Ebatı / Material Dimension

PS600.14.00	IVECO EUROCARGO 85100 ARKA	Dikmen No	M (mm)	A-B (mm)	C (mm)	ØD (ØxØxmm)	AĞIRLIK Weight(kg)
		PS600.14.00	Komple Makas		140	"40x32x Ø45xØ16 "	44,000
		PS600.14.01	70x29	835-835	P. BURÇLU		20,800
		PS600.14.02	70x36	855-855	P. DÜZ		21,600

Ref. No. :

Avrupa Kodu:

PS600.16.00	IVECO EUROCARGO ARKA	Dikmen No	M (mm)	A-B (mm)	C (mm)	ØD (ØxØxmm)	AĞIRLIK Weight(kg)
		PS600.16.00	Komple Makas		159	"84x70x Ø57xØ20"	69,500
		PS600.16.01	80x23	840-840	P. BURÇLU		24,500
		PS600.16.02	80x23	1085-885	P. KIVRIK		18,500
		PS600.16.03	80x38	855-855	P. DÜZ		25,500

Ref. No. : 98400441 / 504354273

Avrupa Kodu: 67129000

PS600.18.00	IVECO ÖN	Dikmen No	M (mm)	A-B (mm)	C (mm)	ØD (ØxØxmm)	AĞIRLIK Weight(kg)
		PS600.18.00	Komple Makas		145	Ø34	
		PS600.18.01	80x23	950-947	P. KIVRIK		23,500
		PS600.18.02	80x23	1100-995	P. KIVRIK		19,400

Ref. No. :

Avrupa Kodu:

PS600.19.00	IVECO EUROTRAKKER ÖN (1.-2. DİNGİL)	Dikmen No	M (mm)	A-B (mm)	C (mm)	ØD (ØxØxmm)	AĞIRLIK Weight(kg)
		PS600.19.00	Komple Makas		150	Ø61	
		PS600.19.01	90x28	948-948	P. KIVRIK		33,000

Ref. No. :

Avrupa Kodu:

PS600.20.00	IVECO 150E 280E 320E EUROCARGO ARKA	Dikmen No	M (mm)	A-B (mm)	C (mm)	ØD (ØxØxmm)	AĞIRLIK Weight(kg)
		PS600.20.00	Komple Makas		165	Ø45,50	
		PS600.20.01	70x21	865-865	P. BURÇLU		16,500

Ref. No. :

Avrupa Kodu:

PS600.21.00	IVECO ARKA	Dikmen No	M (mm)	A-B (mm)	C (mm)	ØD (ØxØxmm)	AĞIRLIK Weight(kg)
		PS600.21.00	Komple Makas		82		100,200
		PS600.21.01	100x26	730-730	P. DÜZ		23,700
		PS600.21.02	100x26	730-730	P. DÜZ		23,700
		PS600.21.03	100x26	730-730	P. DÜZ		23,700
		PS600.21.04	100x43	550-550	P. DÜZ		24,000
		PS600.21.05	100x10	136-136	K. KIVRIK		2,280


Ref. No. : 42126923 / 42126922

Avrupa Kodu: 67177000

PS600.22.00	IVECO ARKA	Dikmen No	M (mm)	A-B (mm)	C (mm)	ØD (ØxØxmm)	AĞIRLIK Weight(kg)
		PS600.22.00	Komple Makas		82		105,600
		PS600.22.01	100x26	730-730	P. DÜZ		23,800
		PS600.22.02	100x26	730-730	P. DÜZ		23,800
		PS600.22.03	100x26	730-730	P. DÜZ		23,800
		PS600.22.04	100x53	550-550	P. DÜZ		30,200
		PS600.22.05	100x10	133-133	K. KIVRIK		2,280

Ref. No. : 42126135

Avrupa Kodu: 67167000



A :Sağ Mesafe / Right Distance
 B :Sol Mesafe / Left Distance
 C :Kavis- Ticari Sınıf / Curve- Commercial Class
 D :Burç Ölçüleri / Bush Dimension
 M :Malzeme Ebatı / Material Dimension

PS600.23.00	IVECO ASTRA ÖN	Dikmen No	M (mm)	A-B (mm)	C (mm)	ØD (Øx Øxmm)	AĞIRLIK Weight(kg)
	PS600.23.00	Komple Makas		60-20	"87xØ60x Ø37,30"	72,000	
	PS600.23.01	90x26	800-800	P. BURÇLU		27,000	
	PS600.23.02	90x26	1000-835	P. KIVRIK		19,750	
	PS600.23.03	90x26	835-835	P. DÜZ		19,150	
	PS600.23.04	90x17	110-250	K. KIVRIK		5,500	
Ref. No. : 98185331 / 98184406 / 98185356 / 500425542		Avrupa Kodu: 24637100					
PS600.24.00	IVECO STRALIS ÖN	Dikmen No	M (mm)	A-B (mm)	C (mm)	ØD (Øx Øxmm)	AĞIRLIK Weight(kg)
	PS600.24.00	Komple Makas		180	"97x86x Ø62xØ20"	63,200	
	PS600.24.01	90x29	950-945	P. BURÇLU		36,520	
	PS600.24.02	90x29	1185-950	P. KIVRIK		26,500	
Ref. No. : 41213060 / 41033241 / 41032379 / 41031510 / 41297737 / 41225864		Avrupa Kodu: 67152000					
PS600.25.00	IVECO EUROTRAKKER 410E42 ÖN	Dikmen No	M (mm)	A-B (mm)	C (mm)	ØD (Øx Øxmm)	AĞIRLIK Weight(kg)
	PS600.25.00	Komple Makas		93	"Ø20xØ62 x97x86"	60,000	
	PS600.25.01	90x25	760-760	P. BURÇLU		25,300	
	PS600.25.02	90x25	980-800	P. KIVRIK		16,900	
	PS600.25.03	90x25	800-800	P. DÜZ		16,000	
Ref. No. : 08161631 / 08135613		Avrupa Kodu: 66932000					
PS600.26.00	IVECO ARKA	Dikmen No	M (mm)	A-B (mm)	C (mm)	ØD (Øx Øxmm)	AĞIRLIK Weight(kg)
	PS600.26.00	Komple Makas		90		120,000	
	PS600.26.01	100x31	745-745	P. DÜZ		28,100	
	PS600.26.02	100x31	735-735	P. DÜZ		27,800	
	PS600.26.03	100x31	735-735	P. DÜZ		27,800	
	PS600.26.04	100x56	550-550	P. DÜZ		30,800	
	PS600.26.05	100x10	136-136	K. KIVRIK		2,280	
Ref. No. : 41297041		Avrupa Kodu: 67443000					
PS600.27.00	IVECO ARKA	Dikmen No	M (mm)	A-B (mm)	C (mm)	ØD (Øx Øxmm)	AĞIRLIK Weight(kg)
	PS600.27.00	Komple Makas		79		115,000	
	PS600.27.01	100x27	745-745	P. DÜZ		25,900	
	PS600.27.02	100x27	735-735	P. DÜZ		25,700	
	PS600.27.03	100x27	735-735	P. DÜZ		25,700	
	PS600.27.04	100x56	550-550	P. DÜZ		32,400	
	PS600.27.05	100x10	136-136	K. KIVRIK		2,280	
Ref. No. : 41270468		Avrupa Kodu: 67515000					
PS600.33.00	IVECO STRALIS ÖN	Dikmen No	M (mm)	A-B (mm)	C (mm)	ØD (Øx Øxmm)	AĞIRLIK Weight(kg)
	PS600.33.00	Komple Makas		155	"97x86x Ø62xØ20 "	42,500	
	PS600.33.01	90x40	945-945	P. KIVRIK		42,500	
Ref. No. : 41226736		Avrupa Kodu: 67318000					



A :Sağ Mesafe / Right Distance
 B :Sol Mesafe / Left Distance
 C :Kavis- Ticari Sınıf / Curve- Commercial Class
 D :Burç Ölçüleri / Bush Dimension
 M :Malzeme Ebatı / Material Dimension

PS600.35.00	IVECO ÖN	Dikmen No	M (mm)	A-B (mm)	C (mm)	ØD (ØxØxmm)	AĞIRLIK Weight(kg)
		PS600.35.00	Komple Makas		146	"97x86x Ø62xØ20"	84,500
		PS600.35.01	90x27	945-945	P. BURÇLU		32,000
		PS600.35.02	90x28	1140-990	P. KIVRIK	"97x86x Ø62xØ20"	26,100
		PS600.35.03	90x28	990-990	P. DÜZ		24,600
Ref. No. : 08169109 / 41213084		Avrupa Kodu: 66984000					

PS600.35.00.BUM	IVECO ÖN	Dikmen No	M (mm)	A-B (mm)	C (mm)	ØD (ØxØxmm)	AĞIRLIK Weight(kg)
		PS600.35.00.BUM	Komple Makas		146	"d37xØ62 x177x96"	84,500
		PS600.35.01.BUM	90x27	945-945	P. BURÇLU		32,000
		PS600.35.02	90x28	1140-990	P. KIVRIK	"97x86x Ø62xØ20"	26,100
		PS600.35.03	90x28	990-990	P. DÜZ		24,600
Ref. No. : 41032371		Avrupa Kodu: 66984900					


PS600.37.00	IVECO ÖN	Dikmen No	M (mm)	A-B (mm)	C (mm)	ØD (ØxØxmm)	AĞIRLIK Weight(kg)
		PS600.37.00	Komple Makas		138	"220x86x Ø62xØ30"	71,000
		PS600.37.01	90x30	950-950	P. BURÇLU		38,200
		PS600.37.02	90x30	1180-990	P. KIVRIK	"97x86x Ø62xØ20"	28,700
		PS600.37.03	90x22	85-85	P. DÜZ		2,600
Ref. No. : 41270501 / 41288673		Avrupa Kodu: 67174000					

PS600.38.00	IVECO ÖN	Dikmen No	M (mm)	A-B (mm)	C (mm)	ØD (ØxØxmm)	AĞIRLIK Weight(kg)
		PS600.38.00	Komple Makas		107	"97x86x Ø62xØ20"	55,000
		PS600.38.01	90x25	950-930	P. BURÇLU		29,700
		PS600.38.02	90x40	1180-220	P. KIVRIK		25,000
Ref. No. : 500355490		Avrupa Kodu: 66936000					

PS600.40.00	IVECO ARKA	Dikmen No	M (mm)	A-B (mm)	C (mm)	ØD (ØxØxmm)	AĞIRLIK Weight(kg)
		PS600.40.00	Komple Makas		137	Ø16xØ40	
		PS600.40.01	80x24	750-750	P. BURÇLU	x45x38	16,800
Ref. No. :		Avrupa Kodu:					

PS600.41.00	IVECO ARKA	Dikmen No	M (mm)	A-B (mm)	C (mm)	ØD (ØxØxmm)	AĞIRLIK Weight(kg)
		PS600.41.00	Komple Makas		120	Ø16xØ40	
		PS600.41.01	80x24	750-720	P. BURÇLU	x45x38	16,700
Ref. No. : 504083610 / 504083608		Avrupa Kodu: 67389000					

PS600.42.00	IVECO ASTRA ÖN	Dikmen No	M (mm)	A-B (mm)	C (mm)	ØD (ØxØxmm)	AĞIRLIK Weight(kg)
		PS600.42.00	Komple Makas		142/42	"86,5xØ60 xØ37,30"	136,000
		PS600.42.01	90x24	900-900	P. BURÇLU		29,000
		PS600.42.02	90x24	1115-920	P. KIVRIK		21,500
		PS600.42.03	90x24	920-920	P. DÜZ		20,000
		PS600.42.04	90x24	920-920	P. DÜZ		20,000
		PS600.42.05	90x50	925-925	P. DÜZ		43,500
Ref. No. :		Avrupa Kodu:					





A :Sağ Mesafe / Right Distance
 B :Sol Mesafe / Left Distance
 C :Kavis- Ticari Sınıf / Curve- Commercial Class
 D :Burç Ölçüleri / Bush Dimension
 M :Malzeme Ebatı / Material Dimension


PS600.43.00	IVECO ASTRA ÖN	Dikmen No	M (mm)	A-B (mm)	C (mm)	ØD (ØxØxmm)	AĞIRLIK Weight(kg)
	PS600.43.00	Komple Makas			130 /65	"87xØ60x Ø37,30"	102,000
	PS600.43.01	90x24	900-900	P. BURÇLU			29,000
	PS600.43.02	90x24	1140-920	P. KIVRIK			21,500
	PS600.43.03	90x24	920-920	P. DÜZ			20,000
	PS600.43.04	90x24	920-920	P. DÜZ			20,000
	PS600.43.05	90x13	110-110	P. DÜZ			2,050
	PS600.43.06	90x17	110-245	P. KIVRIK			5,500
	PS600.43.07	90x10	110-110	P. DÜZ			1,550
Ref. No. : 98184412 / 98185216 / 92611600		Avrupa Kodu: 24636800					
PS600.44.00	IVECO ÖN	Dikmen No	M (mm)	A-B (mm)	C (mm)	ØD (ØxØxmm)	AĞIRLIK Weight(kg)
	PS600.44.00	Komple Makas			93	"Ø37xØ62 x220-86"	45,000
	PS600.44.01	90x25	760-760	P. BURÇLU			16,100
	PS600.44.02	90x25	980-800	P. KIVRIK			14,600
	PS600.44.03	90x25	800-800	P. DÜZ			12,900
Ref. No. : 41005146		Avrupa Kodu: 66932900					
PS600.45.00	IVECO ÖN	Dikmen No	M (mm)	A-B (mm)	C (mm)	ØD (ØxØxmm)	AĞIRLIK Weight(kg)
	PS600.45.00	Komple Makas			118	Ø25	45,000
	PS600.45.01	80x22	775-775	P. BURÇLU			16,100
	PS600.45.02	80x22	895-820	P. KIVRIK			14,600
	PS600.45.03	80x22	780-780	P. DÜZ			12,900
Ref. No. :		Avrupa Kodu: 67256070					
PS600.47.00	IVECO ASTRA ÖN	Dikmen No	M (mm)	A-B (mm)	C (mm)	ØD (ØxØxmm)	AĞIRLIK Weight(kg)
	PS600.47.00	Komple Makas			130	"87xØ60 xØ37,30"	97,000
	PS600.47.01	90x24	900-900	P.BURÇLU			26,000
	PS600.47.02	90x24	1095-920	P.KIVRIK			20,600
	PS600.47.03	90x24	920-920	P.DÜZ			19,800
	PS600.47.04	90x24	920-920	P.DÜZ			19,800
	PS600.47.05	90x10	110-110	P.DÜZ			1,550
	PS600.47.06	90x18	110-245	P.KIVRIK			5,500
	PS600.47.07	90x10	110-110	P.DÜZ			1,550
Ref. No. :		Avrupa Kodu:					
PS600.48.00	IVECO ÖN	Dikmen No	M (mm)	A-B (mm)	C (mm)	ØD (ØxØxmm)	AĞIRLIK Weight(kg)
	PS600.48.00	Komple Makas			198	"97-86x Ø62xØ20"	74,500
	PS600.48.01	90x22	950-950	P.BURÇLU			28,500
	PS600.48.02	90x24	1160-970	P.KIVRIK			23,100
	PS600.48.03	90x24	970-970	P.DÜZ			21,800
Ref. No. : 08189829		Avrupa Kodu: 67144000					




A :Sağ Mesafe / Right Distance
 B :Sol Mesafe / Left Distance
 C :Kavis- Ticari Sınıf / Curve- Commercial Class
 D :Burç Ölçüleri / Bush Dimension
 M :Malzeme Ebatı / Material Dimension

KS600.01.00	IVECO 85-12 ÖN	Dikmen No	M (mm)	A-B (mm)	C (mm)	ØD (ØxØxmm)	AĞIRLIK Weight(kg)
		KS600.01.00	Komple Makas		101	"40-33-Ø40xØ16"	46,000
		KS600.01.01	70x10	705-705	K. BURÇLU		9,100
		KS600.01.02	70x10	873-752	K. KIVRIK		8,100
		KS600.01.03	70x10	595-595	K. DÜZ		6,420
		KS600.01.04	70x10	555-555	K. DÜZ		5,900
		KS600.01.05	70x10	465-465	K. DÜZ		4,900
		KS600.01.06	70x10	375-375	K. DÜZ		3,900
		KS600.01.07	70x10	285-285	K. DÜZ		3,000
		KS600.01.08	70x10	200-200	K. DÜZ		2,100
		KS600.01.09	70x10	70-70	K. DÜZ		0,800
Ref. No. :	Avrupa Kodu:						

KS600.01.00.T	IVECO 85-12 ÖN (TAKVİYELİ)	Dikmen No	M (mm)	A-B (mm)	C (mm)	ØD (ØxØxmm)	AĞIRLIK Weight(kg)
		KS600.01.00.T	Komple Makas		100	"40-33-Ø40xØ16"	54,000
		KS600.01.01	70x10	705-705	K. BURÇLU		9,100
		KS600.01.02	70x10	873-752	K. KIVRIK		8,100
		KS600.01.03.T	70x10	660-660	K. DÜZ		7,000
		KS600.01.03	70x10	595-595	K. DÜZ		6,420
		KS600.01.04	70x10	555-555	K. DÜZ		5,900
		KS600.01.05	70x10	465-465	K. DÜZ		4,900
		KS600.01.06	70x10	375-375	K. DÜZ		3,900
		KS600.01.07	70x10	285-285	K. DÜZ		3,000
		KS600.01.08	70x10	200-200	K. DÜZ		2,100
KS600.01.09	70x10	70-70	K. DÜZ	0,800			
Ref. No. :	Avrupa Kodu:						

KS600.02.00	IVECO 85-12 ARKA	Dikmen No	M (mm)	A-B (mm)	C (mm)	ØD (ØxØxmm)	AĞIRLIK Weight(kg)
		KS600.02.00	Komple Makas		165	"40-33-Ø40xØ16"	69,500
		KS600.03.01	70x11	550-550	K. DÜZ		6,460
		KS600.03.02	70x11	425-425	K. DÜZ		4,950
		KS600.03.03	70x11	315-315	K. DÜZ		3,700
		KS600.03.04	70x11	205-205	K. DÜZ		2,100
		KS600.03.05	70x11	75-75	K. DÜZ		0,900
		KS600.03.06	70x11	75-75	K. DÜZ		0,900
		KS600.02.01	70x13	710-830	K. BURÇLU		11,600
		KS600.02.02	70x12	874-784	K. KIVRIK		10,100
		KS600.02.03	70x12	605-675	K. KIVRIK		8,000
		KS600.02.04	70x12	550-550	K. DÜZ		6,960
		KS600.02.05	70x12	445-445	K. DÜZ		5,600
		KS600.02.06	70x12	340-340	K. DÜZ		4,300
		KS600.02.07	70x12	185-185	K. DÜZ		2,700
		Ref. No. :	Avrupa Kodu:				



A :Sağ Mesafe / Right Distance
 B :Sol Mesafe / Left Distance
 C :Kavis- Ticari Sınıf / Curve- Commercial Class
 D :Burç Ölçüleri / Bush Dimension
 M :Malzeme Ebatı / Material Dimension

KS600.02.00.T	IVECO 85-12 ARKA (TAKVİYELİ)	Dikmen No	M (mm)	A-B (mm)	C (mm)	ØD (ØxØxmm)	AĞIRLIK Weight(kg)
		KS600.02.00.T	Komple Makas		180		78,500
		KS600.03.01	70x11	550-550	K. DÜZ		6,460
		KS600.03.02	70x11	425-425	K. DÜZ		4,950
		KS600.03.03	70x11	315-315	K. DÜZ		3,700
		KS600.03.04	70x11	205-205	K. DÜZ		2,100
		KS600.03.05	70x11	75-75	K. DÜZ		0,900
		KS600.03.06	70x11	75-75	K. DÜZ		0,900
		KS600.02.01	70x13	710-830	K. BURÇLU	"40-33-Ø40xØ16"	11,600
		KS600.02.02	70x12	874-784	K. KIVRIK		10,100
		KS600.02.03.T	70x12	675-740	K. KIVRIK		9,000
		KS600.02.03	70x12	605-675	K. KIVRIK		8,000
		KS600.02.04	70x12	550-550	K. DÜZ		6,960
		KS600.02.05	70x12	445-445	K. DÜZ		5,600
		KS600.02.06	70x12	340-340	K. DÜZ		4,300
		KS600.02.07	70x12	185-185	K. DÜZ	2,700	

Ref. No. :

Avrupa Kodu:

KS600.04.00	IVECO 85-12 İLAVE DİNGİL	Dikmen No	M (mm)	A-B (mm)	C (mm)	ØD (ØxØxmm)	AĞIRLIK Weight(kg)
		KS600.04.00	Komple Makas		170	"40-33-Ø40xØ16"	34,000
		KS600.04.01	70x10	565-685	K. BURÇLU		7,300
		KS600.04.02	70x9	725-650	K. KIVRIK		6,300
		KS600.04.03	70x9	485-538	K. KIVRIK		5,000
		KS600.04.04	70x11	405-405	K. DÜZ		4,750
		KS600.04.05	70x11	339-339	K. DÜZ		4,000
		KS600.04.06	70x11	259-259	K. DÜZ		3,100

Ref. No. :

Avrupa Kodu:

KS600.05.00	IVECO M 14 ARKA	Dikmen No	M (mm)	A-B (mm)	C (mm)	ØD (ØxØxmm)	AĞIRLIK Weight(kg)
		KS600.05.00	Komple Makas		75	"68,8xØ30 xØ24"	51,000
		KS600.05.01	70x11	675-675	K. BURÇLU		9,300
		KS600.05.02	70x11	805-800	K. KIVRIK		8,770
		KS600.05.03	70x11	600-600	K. DÜZ		6,600
		KS600.05.04	70x11	530-530	K. DÜZ		5,800
		KS600.05.05	70x11	465-465	K. DÜZ		5,100
		KS600.05.06	70x11	395-395	K. DÜZ		4,800
		KS600.05.07	70x11	315-315	K. DÜZ		3,800
		KS600.05.08	70x11	255-255	K. DÜZ		3,000
		KS600.05.09	70x11	195-195	K. DÜZ		1,600
		KS600.05.10	70x10	70-70	K. DÜZ	0,750	

Ref. No. :

Avrupa Kodu:

KS600.06.00	IVECO M 23 ÖN	Dikmen No	M (mm)	A-B (mm)	C (mm)	ØD (ØxØxmm)	AĞIRLIK Weight(kg)
		KS600.06.00	Komple Makas		150	"70xØ30 xØ24"	39,000
		KS600.06.01	70x9	705-705	K. BURÇLU		8,100
		KS600.06.02	70x9	827-743	K. KIVRIK		7,200
		KS600.06.03	70x9	600-600	K. DÜZ		5,800
		KS600.06.04	70x9	510-510	K. DÜZ		4,900
		KS600.06.05	70x9	420-420	K. DÜZ		4,000
		KS600.06.06	70x9	330-330	K. DÜZ		3,000
		KS600.06.07	70x9	240-240	K. DÜZ		2,400
		KS600.06.08	70x9	150-150	K. DÜZ		1,600
		KS600.06.09	70x11	63-63	K. DÜZ	0,850	


Ref. No. :

Avrupa Kodu:

Katalogda kullanılan resimler temsilidir. Siparişlerinizde katalogdaki bilgilerden faydalanınız.
 All original numbers, marks and forum vehicle manufactures listed in this catalogue are for comparison purposes only.




A :Sağ Mesafe / Right Distance
 B :Sol Mesafe / Left Distance
 C :Kavis- Ticari Sınıf / Curve- Commercial Class
 D :Burç Ölçüleri / Bush Dimension
 M :Malzeme Ebatı / Material Dimension

KS600.07.00	IVECO M 50 ARKA	Dikmen No	M (mm)	A-B (mm)	C (mm)	ØD (Øx Øxmm)	AĞIRLIK Weight(kg)
	KS600.07.00	Komple Makas			96	"40-33-Ø40xØ16"	67,000
	KS600.07.01	70x13	710-830	K. BURÇLU	12,000		
	KS600.07.02	70x13	874-784	K. KIVRIK	11,700		
	KS600.07.03	70x12	680-660	K. KIVRIK	8,500		
	KS600.07.04	70x12	570-570	K. DÜZ	7,300		
	KS600.07.05	70x12	500-500	K. DÜZ	6,300		
	KS600.07.06	70x12	425-425	K. DÜZ	5,300		
	KS600.07.07	70x12	355-355	K. DÜZ	4,500		
	KS600.07.08	70x12	285-285	K. DÜZ	3,800		
	KS600.07.09	70x12	215-215	K. DÜZ	2,800		
	KS600.07.10	70x12	142-142	K. DÜZ	1,900		
	KS600.07.11	70x12	100-100	K. DÜZ	1,300		

Ref. No. :

Avrupa Kodu:

KS600.16.00	IVECO DAILY ARKA	Dikmen No	M (mm)	A-B (mm)	C (mm)	ØD (Øx Øxmm)	AĞIRLIK Weight(kg)
	KS600.16.00	Komple Makas			140	"35-28 Ø16-Ø40"	39,000
	KS600.16.01	60x9	700-720	K. BURÇLU	7,740		
	KS600.16.02	60x9	865-865	K. KIVRIK	6,700		
	KS600.16.03	60x9	620-620	K. SÜZME	5,000		
	KS600.16.04	60x9	562,5-562,5	K. SÜZME	4,540		
	KS600.16.05	60x15	457,5-457,5	K. SÜZME	6,200		
	KS600.16.06	60x15	357,5-357,5	K. SÜZME	4,800		
	KS600.16.07	60x15	257,5-257,5	K. SÜZME	3,400		


Ref. No. : 93812674

Avrupa Kodu: 67143000

KS600.28.00	IVECO ARKA	Dikmen No	M (mm)	A-B (mm)	C (mm)	ØD (Øx Øxmm)	AĞIRLIK Weight(kg)
	KS600.28.00	Komple Makas			161	"Ø16xØ45 x40x32"	75,000
	KS600.28.01	70x12	835-835	K. BURÇLU	14,500		
	KS600.28.02	70x12	1035-865	K. KIVRIK	12,500		
	KS600.28.03	70x12	715-715	K. SÜZME	9,300		
	KS600.28.04	70x12	665-665	K. SÜZME	8,600		
	KS600.28.05	70x22	610-610	K. SÜZME	14,300		
	KS600.28.06	70x22	430-430	K. SÜZME	9,900		
	KS600.28.07	70x22	250-250	K. SÜZME	5,900		

Ref. No. : 98401526 / 99445128 / 504067123

Avrupa Kodu: 67127000

KS600.30.00	IVECO 70C-15 ARKA	Dikmen No	M (mm)	A-B (mm)	C (mm)	ØD (Øx Øxmm)	AĞIRLIK Weight(kg)
	KS600.30.00	Komple Makas			130	"78xØ40 xØ16"	
	KS600.30.01	70x9	700-715	K. BURÇLU	8,300		
	KS600.30.02	70x9	865-795	K. KIVRIK	7,800		

Ref. No. :

Avrupa Kodu:



A :Sağ Mesafe / Right Distance
 B :Sol Mesafe / Left Distance
 C :Kavis- Ticari Sınıf / Curve- Commercial Class
 D :Burç Ölçüleri / Bush Dimension
 M :Malzeme Ebatı / Material Dimension

KS600.12.00	IVECO 330-30 ARKA	Dikmen No	M (mm)	A-B (mm)	C (mm)	ØD (Øx Øxmm)	AĞIRLIK Weight(kg)
		KS600.12.00	Komple Makas		75		172,000
		KS600.12.01	100x22	740-740	K. DÜZ		25,300
		KS600.12.02	100x22	740-740	K. DÜZ		25,300
		KS600.12.03	100x22	740-740	K. DÜZ		25,300
		KS600.12.04	100x22	555-555	K. SÜZME		17,700
		KS600.12.05	100x22	488-488	K. SÜZME		16,700
		KS600.12.06	100x22	437-437	K. SÜZME		14,650
		KS600.12.07	100x22	370-370	K. SÜZME		12,650
		KS600.12.08	100x22	319-319	K. SÜZME		10,600
		KS600.12.09	100x22	252-252	K. SÜZME		8,600
		KS600.12.10	100x22	201-201	K. SÜZME		6,600
		KS600.12.11	100x22	134-134	K. SÜZME		4,550
		KS600.12.12	100x10	143-143	K. KIVRIK		2,300

Ref. No. :

Avrupa Kodu:

KS600.14.00	IVECO 380-37 ÖN	Dikmen No	M (mm)	A-B (mm)	C (mm)	ØD (Øx Øxmm)	AĞIRLIK Weight(kg)
		KS600.14.00	Komple Makas		145	"97-86x Ø62xØ20"	110,000
		KS600.14.01	90x15	950-950	K. BURÇLU		25,000
		KS600.14.02	90x15	1045-1190	K. KIVRIK		21,200
		KS600.14.03	90x15	805-805	K. SÜZME		16,000
		KS600.14.04	90x15	705-705	K. SÜZME		13,900
		KS600.14.05	90x15	580-580	K. SÜZME		11,600
		KS600.14.06	90x15	455-455	K. SÜZME		9,000
		KS600.14.07	90x15	335-335	K. SÜZME		6,400
		KS600.14.08	90x15	200-200	K. KIVRIK		5,500

Ref. No. :

Avrupa Kodu:

KS600.15.00	IVECO 380-37 ARKA	Dikmen No	M (mm)	A-B (mm)	C (mm)	ØD (Øx Øxmm)	AĞIRLIK Weight(kg)
		KS600.15.00	Komple Makas		100		185,000
		KS600.15.01	100x22	730-730	K. DÜZ		23,900
		KS600.15.02	100x22	730-730	K. DÜZ		23,900
		KS600.15.03	100x22	730-730	K. SÜZME		24,000
		KS600.15.04	100x22	560-560	K. SÜZME		18,100
		KS600.15.05	100x22	515-515	K. SÜZME		16,500
		KS600.15.06	100x22	470-470	K. SÜZME		15,100
		KS600.15.07	100x22	420-420	K. SÜZME		13,420
		KS600.15.08	100x22	370-370	K. SÜZME		11,600
		KS600.15.09	100x22	330-330	K. SÜZME		10,000
		KS600.15.10	100x22	280-280	K. SÜZME		8,700
		KS600.15.11	100x22	235-235	K. SÜZME		6,910
		KS600.15.12	100x22	185-185	K. SÜZME		5,300
		KS600.15.13	100x22	135-135	K. SÜZME		4,000
		KS600.15.14	100x10	121-121	K. KIVRIK		3,000

Ref. No. : 42121640 / 5801831025

Avrupa Kodu: 67185000




A :Sağ Mesafe / Right Distance
 B :Sol Mesafe / Left Distance
 C :Kavis- Ticari Sınıf / Curve- Commercial Class
 D :Burç Ölçüleri / Bush Dimension
 M :Malzeme Ebatı / Material Dimension

KS600.17.00	IVECO 380'E 420 ÖN	Dikmen No	M (mm)	A-B (mm)	C (mm)	ØD (Øx Øxmm)	AĞIRLIK Weight(kg)
		KS600.17.00	Komple Makas		175	"97-86x Ø62xØ20"	128,000
		KS600.17.01	90x16	950-950	K. BURÇLU		27,500
		KS600.17.02	90x16	1155-1010	K. KIVRIK		23,400
		KS600.17.03	90x16	845-845	K. SÜZME		17,900
		KS600.17.04	90x16	735-735	K. SÜZME		15,500
		KS600.17.05	90x16	625-625	K. SÜZME		13,200
		KS600.17.06	90x16	520-520	K. SÜZME		10,900
		KS600.17.07	90x16	415-415	K. SÜZME		8,470
		KS600.17.08	90x16	305-305	K. SÜZME		6,000
		KS600.17.09	90x16	200-200	K. KIVRIK		5,000
Ref. No. : 41003534 / 41003455 / 41003456		Avrupa Kodu: 67308000					

KS600.18.00	IVECO EURO CARGO ARKA	Dikmen No	M (mm)	A-B (mm)	C (mm)	ØD (Øx Øxmm)	AĞIRLIK Weight(kg)
		KS600.18.00	Komple Makas		70	"84xØ57 xØ20"	14,150
		KS600.18.01	80x16	650-597	K. BURÇLU		
Ref. No. :		Avrupa Kodu:					

KS600.20.00	IVECO 190 - 26 H ARKA	Dikmen No	M (mm)	A-B (mm)	C (mm)	ØD (Øx Øxmm)	AĞIRLIK Weight(kg)
		KS600.20.00	Komple Makas		125-35	"100x Ø45xØ35"	225,000
		KS600.20.M01	100x14	720-720	K. DÜZ		15,500
		KS600.20.M02	100x14	540-540	K. DÜZ		11,500
		KS600.20.M03	100x14	445-445	K. DÜZ		9,500
		KS600.20.M04	100x14	300-300	K. DÜZ		6,300
		KS600.20.M05	100x14	200-200	K. DÜZ		4,200
		KS600.20.M06	100x10	160-160	SAC		3,200
		KS600.20.01	100x18	950-950	K.BURÇLU		31,400
		KS600.20.02	100x15	1200-1030	K. KIVRIK		25,000
		KS600.20.03	100x15	910-910	K. DÜZ		20,700
		KS600.20.04	100x15	820-820	K. DÜZ		18,800
		KS600.20.05	100x15	720-720	K. DÜZ		16,500
		KS600.20.06	100x15	630-630	K. KIVRIK		17,000
		KS600.20.07	100x15	540-540	K. DÜZ		12,300
		KS600.20.08	100x15	460-460	K. DÜZ		10,300
		KS600.20.09	100x15	340-340	K. KIVRIK		9,900
		KS600.20.10	100x15	250-250	K. DÜZ		5,600
		KS600.20.11	100x15	170-170	K. DÜZ		3,800
Ref. No. :		Avrupa Kodu:					



A :Sağ Mesafe / Right Distance
 B :Sol Mesafe / Left Distance
 C :Kavis- Ticari Sınıf / Curve- Commercial Class
 D :Burç Ölçüleri / Bush Dimension
 M :Malzeme Ebatı / Material Dimension


KS600.21.00	IVECO 380 E 37 ÖN	Dikmen No	M (mm)	A-B (mm)	C (mm)	ØD (Øx Øxmm)	AĞIRLIK Weight(kg)
		KS600.21.00	Komple Makas		135	"97-86x Ø62xØ20"	132,000
		KS600.21.01	90x20	950-950	K.BURÇLU		32,000
		KS600.21.02	90x15	1200-1015	K. KIVRIK		22,800
		KS600.21.03	90x15	830-830	K. SÜZME		16,900
		KS600.21.04	90x15	735-735	K. SÜZME		15,100
		KS600.21.05	90x15	635-635	K. SÜZME		13,000
		KS600.21.06	90x15	535-535	K. SÜZME		10,900
		KS600.21.07	90x15	435-435	K. SÜZME		8,800
		KS600.21.08	90x15	335-335	K. SÜZME		6,700
		KS600.21.09	90x15	200-200	K. KIVRIK		4,300
Ref. No. :	Avrupa Kodu:						


KS600.24.00	IVECO 190 E 31 ARKA	Dikmen No	M (mm)	A-B (mm)	C (mm)	ØD (Øx Øxmm)	AĞIRLIK Weight(kg)	
		KS600.24.00	Komple Makas		125-0	"107x96x Ø62xØ20"	200,000	
		KS600.24.M01	100x15	680-680	K. KIVRIK		18,500	
		KS600.24.M02	100x15	580-580	K. SÜZME		12,700	
		KS600.24.M03	100x15	480-480	K. SÜZME		10,400	
		KS600.24.M04	100x15	380-380	K. SÜZME		8,100	
		KS600.24.M05	100x15	280-280	K. SÜZME		5,800	
		KS600.24.M06	100x15	210-210	K. SÜZME		4,500	
		KS600.24.M07	100x10	190-190	SAC		3,000	
		KS600.24.01	100x18	900-900	BURÇLU		30,720	
		KS600.24.02	100x18	1154-960	K. KIVRIK		26,500	
		KS600.24.03	100x18	800-800	K. SÜZME		19,000	
		KS600.24.04	100x18	680-680	K. SÜZME		17,000	
		KS600.24.05	100x18	560-560	K. SÜZME		14,000	
		KS600.24.06	100x18	440-440	K. SÜZME		11,000	
		KS600.24.07	100x18	320-320	K. SÜZME		7,800	
		KS600.24.08	100x18	210-210	K. SÜZME		5,000	
Ref. No. :	Avrupa Kodu:							

KS600.25.00	IVECO 330-30 ARKA	Dikmen No	M (mm)	A-B (mm)	C (mm)	ØD (Øx Øxmm)	AĞIRLIK Weight(kg)
		KS600.25.00	Komple Makas		75	"107x96x Ø62xØ20"	195,000
		KS600.25.01	100x22	740-740	K. DÜZ		25,300
		KS600.25.02	100x22	740-740	K. DÜZ		25,300
		KS600.25.03	100x22	740-740	K. DÜZ		25,300
		KS600.25.04	100x22	560-560	K. SÜZME		19,340
		KS600.25.05	100x22	513-513	K. SÜZME		17,720
		KS600.25.06	100x22	466-466	K. SÜZME		16,100
		KS600.25.07	100x22	419-419	K. SÜZME		14,470
		KS600.25.08	100x22	372-372	K. SÜZME		12,850
		KS600.25.09	100x22	325-325	K. SÜZME		11,250
		KS600.25.10	100x22	278-278	K. SÜZME		9,600
		KS600.25.11	100x22	231-231	K. SÜZME		7,980
		KS600.25.12	100x22	184-184	K. SÜZME		6,360
		KS600.25.13	100x10	143-143	K. SÜZME		2,300
Ref. No. :	Avrupa Kodu:						





A :Sağ Mesafe / Right Distance
 B :Sol Mesafe / Left Distance
 C :Kavis- Ticari Sınıf / Curve- Commercial Class
 D :Burç Ölçüleri / Bush Dimension
 M :Malzeme Ebatı / Material Dimension

KS600.27.00	IVECO EUROCARGO ARKA	Dikmen No	M (mm)	A-B (mm)	C (mm)	ØD (ØxØxmm)	AĞIRLIK Weight(kg)
	KS600.27.00	Komple Makas			130	Ø45	
	KS600.27.01	70x13	857-857	K. KIVRIK			14,600
	KS600.27.02	70x13	1035-895	K. KIVRIK			13,500
Ref. No. : 98407380		Avrupa Kodu: 67118000					

KS600.31.00	IVECO ASTRA 84-44 ARKA	Dikmen No	M (mm)	A-B (mm)	C (mm)	ØD (ØxØxmm)	AĞIRLIK Weight(kg)
	KS600.31.00	Komple Makas			80		189,000
	KS600.31.01	100x25	815-815	K. DÜZ			29,200
	KS600.31.02	100x25	815-815	K. DÜZ			29,200
	KS600.31.03	100x25	815-815	K. DÜZ			29,200
	KS600.31.04	100x25	576-576	K. SÜZME			21,000
	KS600.31.05	100x25	514-514	K. SÜZME			18,600
	KS600.31.06	100x25	425-425	K. SÜZME			16,200
	KS600.31.07	100x25	390-390	K. SÜZME			14,200
	KS600.31.08	100x25	328-328	K. SÜZME			11,800
	KS600.31.09	100x25	266-266	K. SÜZME			9,400
	KS600.31.10	100x25	204-204	K. SÜZME			7,000
	KS600.31.11	100x12	162-162	K. DÜZ			3,040
Ref. No. : 500414497		Avrupa Kodu: 24638800					

KS600.33.00	IVECO EUROCARGO ÖN	Dikmen No	M (mm)	A-B (mm)	C (mm)	ØD (ØxØxmm)	AĞIRLIK Weight(kg)
	KS600.33.00	Komple Makas			145	84x70x Ø57xØ20	110,000
	KS600.33.01	80x14	870-870	BURÇLU			20,750
	KS600.33.02	80x14	1105-990	K. KIVRIK			18,350
	KS600.33.03	80x14	1035-980	K. KIVRIK			17,650
	KS600.33.04	80x14	750-750	K.SÜZME			12,950
	KS600.33.05	80x14	650-650	K.SÜZME			11,250
	KS600.33.06	80x14	555-555	K.SÜZME			10,250
	KS600.33.07	80x14	460-460	K.SÜZME			7,900
	KS600.33.08	80x14	370-370	K.SÜZME			6,300
	KS600.33.09	80x14	260-260	K.SÜZME			4,200
Ref. No. :		Avrupa Kodu:					

KS600.38.00	IVECO 190 E 31 ARKA	Dikmen No	M (mm)	A-B (mm)	C (mm)	ØD (ØxØxmm)	AĞIRLIK Weight(kg)		
	KS600.38.00	Komple Makas			125-0		201,000		
	KS600.38.M01	100x15	680-680	K. KIVRIK			18,400		
	KS600.38.M02	100x15	580-580	K. DÜZ			12,600		
	KS600.38.M03	100x15	480-480	K. SÜZME			10,300		
	KS600.38.M04	100x15	380-380	K. SÜZME			8,100		
	KS600.38.M05	100x15	280-280	K. SÜZME			5,800		
	KS600.38.M06	100x15	210-210	K. SÜZME			4,600		
	KS600.38.M07	100x10	190-190	SAC			3,000		
	KS600.38.01	100x18	900-900	K.BURÇLU			33,200		
	KS600.38.02	100x18	1154-960	K. KIVRIK			27,300		
	KS600.38.03	100x18	800-800	K. DÜZ	"177-96x Ø62xØ37"		19,000		
	KS600.38.04	100x18	680-680	K. DÜZ	"107-96x Ø62xØ20"		17,000		
	KS600.38.05	100x18	560-560	K. DÜZ			14,000		
	KS600.38.06	100x18	440-440	K. KIVRIK			11,000		
	KS600.38.07	100x18	320-320	K. DÜZ			7,800		
	KS600.38.08	100x18	210-210	K. DÜZ			5,000		
	Ref. No. :		Avrupa Kodu:						



A :Sağ Mesafe / Right Distance
 B :Sol Mesafe / Left Distance
 C :Kavis- Ticari Sınıf / Curve- Commercial Class
 D :Burç Ölçüleri / Bush Dimension
 M :Malzeme Ebatı / Material Dimension

KS600.41.00	IVECO EUROCARGO 180E25 ARKA	Dikmen No	M (mm)	A-B (mm)	C (mm)	ØD (Øx Øxmm)	AĞIRLIK Weight(kg)
		KS600.41.00	Komple Makas		145	Ø55	134,000
		KS600.41.01	80x17	845-845	K. KIVRIK		20,900
		KS600.41.02	80x17	1084-910	K. KIVRIK		19,900
		KS600.41.03	80x17	720-720	K.SÜZME		15,100
		KS600.41.04	80x17	595-595	K.SÜZME		12,440
		KS600.41.05	80x17	470-470	K.SÜZME		9,900
		KS600.41.06	80x17	400-400	K.SÜZME		8,400
		KS600.41.07	80x17	350-350	K.SÜZME		7,240
		KS600.41.01.M	80x10	630-630	K. DÜZ		7,800
		KS600.41.02.M	80x10	630-630	K. DÜZ		7,800
		KS600.41.03.M	80x10	500-500	K. DÜZ		6,260
		KS600.41.04.M	80x10	420-420	K. DÜZ		5,260
		KS600.41.05.M	80x10	340-340	K. DÜZ		4,250
		KS600.41.06.M	80x10	255-255	K. DÜZ		3,190
		KS600.41.07.M	80x10	170-170	K. DÜZ		2,130
		KS600.41.08.M	80x10	110-110	K. DÜZ	1,380	

Ref. No. :

Avrupa Kodu:

KS600.42.00	IVECO EUROCARGO 180E25 ÖN	Dikmen No	M (mm)	A-B (mm)	C (mm)	ØD (Øx Øxmm)	AĞIRLIK Weight(kg)
		KS600.42.00	Komple Makas		145	Ø56	77,500
		KS600.42.01	80x16	880-880	K. KIVRIK		21,800
		KS600.42.02	80x16	1102-930	K. KIVRIK		20,300
		KS600.42.03	80x16	720-720	K.SÜZME		14,100
		KS600.42.04	80x16	560-560	K.SÜZME		10,900
		KS600.42.05	80x16	400-400	K.SÜZME		7,700

Ref. No. :

Avrupa Kodu:

KS600.43.00	IVECO ARKA	Dikmen No	M (mm)	A-B (mm)	C (mm)	ØD (Øx Øxmm)	AĞIRLIK Weight(kg)
		KS600.43.00	Komple Makas		170-90	"78xØ36 xØ30"	105,000
		KS600.43.M01	80x12	560-560	K. DÜZ		8,400
		KS600.43.M02	80x12	560-560	K. DÜZ		8,400
		KS600.43.M03	80x12	430-430	K. DÜZ		6,400
		KS600.43.M04	80x12	362-362	K. DÜZ		5,400
		KS600.43.M05	80x12	294-294	K. DÜZ		4,400
		KS600.43.M06	80x12	226-226	K. DÜZ		3,400
		KS600.43.M07	80x12	158-158	K. DÜZ		2,350
		KS600.43.01	80x12	800-990	K. BURÇLU		14,500
		KS600.43.02	80x12	950-985	K. KIVRIK		14,750
		KS600.43.03	80x12	685-685	K. DÜZ		10,280
		KS600.43.04	80x12	564-564	K. DÜZ		8,450
		KS600.43.05	80x12	443-443	K. DÜZ		6,610
		KS600.43.06	80x12	322-322	K. DÜZ		4,830
		KS600.43.07	80x12	201-201	K. DÜZ		3,000
		KS600.43.08	80x12	95-95	K. DÜZ		1,400
		KS600.43.09	80x12	95-95	K. DÜZ		1,400

Ref. No. : 42083170

Avrupa Kodu: 67247000



A :Sağ Mesafe / Right Distance
 B :Sol Mesafe / Left Distance
 C :Kavis- Ticari Sınıf / Curve- Commercial Class
 D :Burç Ölçüleri / Bush Dimension
 M :Malzeme Ebatı / Material Dimension

KS600.44.00	IVECO DAILY 35/50 C ARKA	Dikmen No	M (mm)	A-B (mm)	C (mm)	ØD (Øx Øxmm)	AĞIRLIK Weight(kg)
		KS600.44.00	Komple Makas		172/60		40,000
		KS600.44.01M	60x8	440-440	K.DÜZ		3,300
		KS600.44.02M	60x8	346-346	K.DÜZ		2,600
		KS600.44.03M	60x8	280-280	K.DÜZ		2,100
		KS600.44.04M	60x8	215-215	K.DÜZ		1,600
		KS600.44.05M	60x8	150-150	K.DÜZ		1,100
		KS600.44.06M	60x8	85-85	K.DÜZ		0,650
		KS600.44.01	60x9	700-715	K. BURÇLU	"Ø16xØ40 x33x28"	7,300
		KS600.44.02	60x9	860-730	K. KIVRIK		6,750
		KS600.44.03	60x9	520-520	K.DÜZ		4,400
		KS600.44.04	60x9	420-420	K.DÜZ		3,550
		KS600.44.05	60x9	320-320	K.DÜZ		2,700
		KS600.44.06	60x9	220-220	K.DÜZ		1,850
		KS600.44.07	60x9	120-120	K.DÜZ		1,000
		KS600.44.07	60x111x4	65-65	M. SIFIRI		0,700
Ref. No. : 5801644084 / 504119092		Avrupa Kodu: 52684000 / 67447000					


KS600.45.00	IVECO ARKA	Dikmen No	M (mm)	A-B (mm)	C (mm)	ØD (Øx Øxmm)	AĞIRLIK Weight(kg)
		KS600.45.00	Komple Makas		85	"Ø30,20x Ø35x99"	145,000
		KS600.45.01	100x18	900-900	K. BURÇLU		29,700
		KS600.45.02	100x18	945-945	K. KIVRIK		26,400
		KS600.45.03	100x18	785-785	K.SÜZME		21,700
		KS600.45.04	100x18	685-685	K.SÜZME		18,800
		KS600.45.05	100x18	585-585	K.SÜZME		16,000
		KS600.45.06	100x18	485-485	K.SÜZME		13,200
		KS600.45.07	100x18	385-385	K.SÜZME		10,400
		KS600.45.08	100x18	285-285	K.SÜZME		7,600
Ref. No. : 02469077		Avrupa Kodu: 66787000					

KS600.46.00	IVECO ARKA	Dikmen No	M (mm)	A-B (mm)	C (mm)	ØD (Øx Øxmm)	AĞIRLIK Weight(kg)
		KS600.46.00	Komple Makas		90		179,900
		KS600.46.01	100x22	740-740	K. DÜZ		25,400
		KS600.46.02	100x22	740-740	K. DÜZ		25,400
		KS600.46.03	100x22	740-740	K. DÜZ		25,400
		KS600.46.04	100x26	555-555	K. SÜZME		22,500
		KS600.46.05	100x26	485-485	K. SÜZME		19,800
		KS600.46.06	100x26	420-420	K. SÜZME		17,000
		KS600.46.07	100x26	350-350	K. SÜZME		14,200
		KS600.46.08	100x26	280-280	K. SÜZME		11,300
		KS600.46.09	100x26	215-215	K. SÜZME		8,500
		KS600.46.10	100x26	145-145	K. SÜZME		5,900
		KS600.46.11	100x18	80-80	K. SÜZME		2,250
		KS600.46.12	100x18	80-80	K. DÜZ		2,250
Ref. No. : 5801587285		Avrupa Kodu: 67591000					

MAN



A :Sağ Mesafe / Right Distance
 B :Sol Mesafe / Left Distance
 C :Kavis- Ticari Sınıf / Curve- Commercial Class
 D :Burç Ölçüleri / Bush Dimension
 M :Malzeme Ebatı / Material Dimension

PS700.01.00	MAN 12-153 ÖN	Dikmen No	M (mm)	A-B (mm)	C (mm)	ØD (Øx Øxmm)	AĞIRLIK Weight(kg)
	PS700.01.00	Komple Makas			150	"84-70x Ø58xØ20"	41,500
	PS700.01.01	80x24	805-940	P. BURÇLU	23,000		
	PS700.01.02	80x24	950-950	P. KIVRIK	17,200	95-65x Ø50-Ø16	


Ref. No. :

Avrupa Kodu:

PS700.02.00	MAN 12-153 ARKA	Dikmen No	M (mm)	A-B (mm)	C (mm)	ØD (Øx Øxmm)	AĞIRLIK Weight(kg)
	PS700.02.00	Komple Makas			147	"84-70x Ø20xØ57"	81,000
	PS700.02.01	80x24	900-900	P. BURÇLU	28,500		
	PS700.02.02	80x24	1030-925	P. KIVRIK	25,000		
	PS700.02.03	80x42	770-770	P. DÜZ	24,000		


Ref. No. : 81434026555 / 81434026519

Avrupa Kodu: 72901000 / 72875000

PS700.03.00	MAN 32-310/19-463 ÖN	Dikmen No	M (mm)	A-B (mm)	C (mm)	ØD (Øx Øxmm)	AĞIRLIK Weight(kg)
	PS700.03.00	Komple Makas			165	"95-88x Ø70xØ24"	83,200
	PS700.03.01	90x25	900-900	P. BURÇLU	33,800		
	PS700.03.02	90x23	1075-910	P. KIVRIK	20,640		
	PS700.03.03	90x23	910-910	P. DÜZ	19,700		
	PS700.03.04	90x18	210-95	P. KIVRIK	4,370		


Ref. No. : 81434026058 / 81434026059 / 81434026057 / 81434026076 / 81434026079 / 81434026176 / 81434026181

Avrupa Kodu: 72860000

PS700.04.00	MAN 19-422 ÖN	Dikmen No	M (mm)	A-B (mm)	C (mm)	ØD (Øx Øxmm)	AĞIRLIK Weight(kg)
	PS700.04.00	Komple Makas			185	"88xØ36x Ø30"	73,700
	PS700.04.01	90x25	900-900	P. BURÇLU	24,600		
	PS700.04.02	90x25	1135-910	P. KIVRIK	20,900		
	PS700.04.03	90x25	910-910	P. DÜZ	20,000		
	PS700.04.04	90x18	210-95	P. KIVRIK	4,370		


Ref. No. : 81434026014 / 81434006499 / 81434006497 / 81434006495 / 81434006974

Avrupa Kodu: 72758000

PS700.05.00	MAN 26-230/270 ÖN	Dikmen No	M (mm)	A-B (mm)	C (mm)	ØD (Øx Øxmm)	AĞIRLIK Weight(kg)
	PS700.05.00	Komple Makas			180	"78xØ36x Ø30"	63,000
	PS700.05.01	80x26	900-900	P. BURÇLU	22,000		
	PS700.05.02	80x26	1097-910	P. KIVRIK	19,800		
	PS700.05.03	80x26	905-905	P. DÜZ	18,500		

Ref. No. :

Avrupa Kodu:

PS700.06.00	MAN 41-360 ÖN 1.-2. DİNGİL (925-735)	Dikmen No	M (mm)	A-B (mm)	C (mm)	ØD (Øx Øxmm)	AĞIRLIK Weight(kg)
	PS700.04.00	Komple Makas			185	"88xØ36x Ø30"	73,700
	PS700.04.01	90x25	900-900	P. BURÇLU	24,600		
	PS700.04.02	90x25	1135-910	P. KIVRIK	20,900		
	PS700.04.03	90x25	910-910	P. DÜZ	20,000		
	PS700.04.04	90x18	210-95	P. KIVRIK	4,370		

Ref. No. : 81434026292 / 81434026291 / 81434026293 / 81434026346 / 81434026350

Avrupa Kodu: 73006000



A :Sağ Mesafe / Right Distance
 B :Sol Mesafe / Left Distance
 C :Kavis- Ticari Sınıf / Curve- Commercial Class
 D :Burç Ölçüleri / Bush Dimension
 M :Malzeme Ebatı / Material Dimension

PS700.06.00.T	MAN 41-360 ÖN 1.-2. DİNGİL (925-735)	Dikmen No	M (mm)	A-B (mm)	C (mm)	ØD (Øx Øxmm)	AĞIRLIK Weight(kg)
		PS700.06.00.T	Komple Makas		130	"95-88 xØ65xØ24"	91,500
		PS700.06.01	90x25	925-735	P. BURÇLU		30,800
		PS700.06.02	90x25	1047-750	P. KIVRIK		19,500
		PS700.06.03	90x25	935-750	P. DÜZ		19,000
		PS700.06.04.T	90x25	940-740	P. DÜZ		19,000

Ref. No. :

Avrupa Kodu:

PS700.07.00	MAN 41-360 ÖN 2. DİNGİL E.M. (900-700)	Dikmen No	M (mm)	A-B (mm)	C (mm)	ØD (Øx Øxmm)	AĞIRLIK Weight(kg)
		PS700.07.00	Komple Makas		105	"95-88 xØ65xØ24"	70,700
		PS700.07.01	90x25	900-700	P. BURÇLU		30,200
		PS700.07.02	90x25	1055-715	P. KIVRIK		19,100
		PS700.07.03	90x25	915-715	P. DÜZ		18,340

Ref. No. :

Avrupa Kodu:

PS700.08.00	MAN TGA 33-360/33-412 ÖN	Dikmen No	M (mm)	A-B (mm)	C (mm)	ØD (Øx Øxmm)	AĞIRLIK Weight(kg)
		PS700.08.00	Komple Makas		145	"95-88 xØ65xØ24"	87,500
		PS700.08.01	90x28	925-925	P. BURÇLU		35,800
		PS700.08.02	90x28	1075-935	P. KIVRIK		24,000
		PS700.08.03	90x28	940-940	P. DÜZ		22,800

Ref. No. : 81434026227 / 81434026226 / 81434026188 / 81434026189 / 81434026193 / 81434026228 / 81434026229

Avrupa Kodu: 72994000

PS700.11.00	MAN TGA 33-360/33-412 ÖN	Dikmen No	M (mm)	A-B (mm)	C (mm)	ØD (Øx Øxmm)	AĞIRLIK Weight(kg)
		PS700.11.00	Komple Makas		160	"95-88x Ø70xØ24"	76,800
		PS700.11.01	90x25	900-700	P. BURÇLU		31,000
		PS700.11.02	90x24	1090-720	P. KIVRIK		19,660
		PS700.11.03	90x24	920-720	P. DÜZ		18,520
		PS700.11.04	90x18	210-210	P.KIVRIK		7,540

Ref. No. :

Avrupa Kodu:

PS700.12.00	MAN TGA ARKA (TERS MAKAS)	Dikmen No	M (mm)	A-B (mm)	C (mm)	ØD (Øx Øxmm)	AĞIRLIK Weight(kg)
		PS700.12.00	Komple Makas		65		146,000
		PS700.12.01	100x31	825-825	P. DÜZ		28,600
		PS700.12.02	100x31	825-825	P. DÜZ		26,700
		PS700.12.03	100x31	760-760	P. DÜZ		25,000
		PS700.12.04	100x42	760-760	P. DÜZ		30,900
		PS700.12.05	100x42	760-760	P. DÜZ		30,900

Ref. No. : 81434026602 / 81434026603 / 81434026604 / 81434026681 / 81434026739 / 81434026747 / 81434026752 / 81434026736

Avrupa Kodu: 72929000


PS700.13.00	MAN ÖN	Dikmen No	M (mm)	A-B (mm)	C (mm)	ØD (Øx Øxmm)	AĞIRLIK Weight(kg)
		PS700.13.00	Komple Makas		170	"95xØ70x Ø24"	87,000
		PS700.13.01	90x24	900-700	P.BURÇLU		28,500
		PS700.13.02	90x21	1090-710	P.KIVRIK		17,700
		PS700.13.03	90x21	910-710	P.KIVRIK		16,200
		PS700.13.04	90x21	910-710	P. DÜZ		16,200
		PS700.13.05	90x16	90-210	P. DÜZ		3,700

Ref. No. :

Avrupa Kodu:




A :Sağ Mesafe / Right Distance
 B :Sol Mesafe / Left Distance
 C :Kavis- Ticari Sınıf / Curve- Commercial Class
 D :Burç Ölçüleri / Bush Dimension
 M :Malzeme Ebatı / Material Dimension

PS700.15.00	MAN TGL 12-180 ÖN	Dikmen No	M (mm)	A-B (mm)	C (mm)	ØD (Øx Øxmm)	AĞIRLIK Weight(kg)
	PS700.15.00	Komple Makas			140	"70-86x Ø57xØ18"	43,000
	PS700.15.01	90x24	855-875	P. BURÇLU	23,000		
	PS700.15.02	90x24	863-888	P. DÜZ	18,400		


Ref. No. :

Avrupa Kodu:

PS700.17.00	MAN ARKA	Dikmen No	M (mm)	A-B (mm)	C (mm)	ØD (Øx Øxmm)	AĞIRLIK Weight(kg)
	PS700.17.00	Komple Makas			70		125,500
	PS700.17.01	100x33	835-835	P. DÜZ	29,200		
	PS700.17.02	100x33	780-780	P. DÜZ	26,500		
	PS700.17.03	100x33	780-780	P. DÜZ	26,500		
	PS700.17.04	100x46	780-780	P. DÜZ	38,200		


Ref. No. : 81434006929 / 81434006947 / 81434006951

Avrupa Kodu: 72805000

PS700.18.00	MAN 41-350 ÖN	Dikmen No	M (mm)	A-B (mm)	C (mm)	ØD (Øx Øxmm)	AĞIRLIK Weight(kg)
	PS700.18.00	Komple Makas			110	Ø63,50	
	PS700.18.01	90x30	925-735	P. KIVRIK	32,300		
	PS700.18.02	90x30	1040-745	P. KIVRIK	23,400		


Ref. No. :

Avrupa Kodu:

PS700.19.00	MAN ÖN	Dikmen No	M (mm)	A-B (mm)	C (mm)	ØD (Øx Øxmm)	AĞIRLIK Weight(kg)
	PS700.19.00	Komple Makas			164	95-88x Ø65xØ24	79,800
	PS700.19.01	90x26	925-925	P. BURÇLU	33,500		
	PS700.19.02	90x26	1065-940	P. KIVRIK	21,700		
	PS700.19.03	90x26	940-940	P. DÜZ	21,200		


 Ref. No. : 81434026217 / 81434026223 / 81434026224 / 81434026225 /
 81434026185 / 81434026186 / 81434026192 / 81434026349

Avrupa Kodu: 72930000

PS700.22.00	MAN ÖN	Dikmen No	M (mm)	A-B (mm)	C (mm)	ØD (Øx Øxmm)	AĞIRLIK Weight(kg)
	PS700.22.00	Komple Makas			142-119	"87xØ36 xØ30,20"	87,500
	PS700.22.01	90x22	900-700	P. BURÇLU	21,100		
	PS700.22.02	90x22	1090-751	P. KIVRIK	18,600		
	PS700.22.03	90x22	910-710	P. DÜZ	17,000		
	PS700.22.04	90x22	910-710	P. DÜZ	17,000		
	PS700.22.05	90x18	210-210	P. KIVRIK	6,400		
	PS700.22.06	90x21	235-235	P. DÜZ	6,100		

Ref. No. : 81434026002 / 81434026001 / 81434026003

Avrupa Kodu: 72806000

PS700.23.00	MAN ARKA	Dikmen No	M (mm)	A-B (mm)	C (mm)	ØD (Øx Øxmm)	AĞIRLIK Weight(kg)
	PS700.23.00	Komple Makas			160	"95x65- Ø50xØ16 "	63,800
	PS700.23.01	80x19	850-850	P. BURÇLU	19,000		
	PS700.23.02	80x19	940-850	P. KIVRIK	15,200		
	PS700.23.03	80x45	725-745	P. DÜZ	25,600		
	PS700.23.04	80x20	80-80	DÜZ	2,000		

Ref. No. : 81434026622 / 81434026623 / 81434026624

Avrupa Kodu: 72907000



A :Sağ Mesafe / Right Distance
 B :Sol Mesafe / Left Distance
 C :Kavis- Ticari Sınıf / Curve- Commercial Class
 D :Burç Ölçüleri / Bush Dimension
 M :Malzeme Ebatı / Material Dimension

PS700.25.00	MAN ARKA	Dikmen No	M (mm)	A-B (mm)	C (mm)	ØD (Øx Øxmm)	AĞIRLIK Weight(kg)
		PS700.25.00	Komple Makas		86		140,000
		PS700.25.01	100x31	830-830	P. DÜZ		29,000
		PS700.25.02	100x31	825-825	P. DÜZ		27,500
		PS700.25.03	100x31	770-770	P. DÜZ		25,600
		PS700.25.04	100x35	760-760	P. DÜZ		27,700
		PS700.25.05	100x35	760-760	P. DÜZ		27,800
Ref. No. : 81434026605 / 81434026606 / 81434026607 / 81434026642 / 81434026749 / 81434026735 / 81434026734 / 81434026746 / 81434026753 / 85434026058		Avrupa Kodu: 72917000					

PS700.26.00	MAN ARKA	Dikmen No	M (mm)	A-B (mm)	C (mm)	ØD (Øx Øxmm)	AĞIRLIK Weight(kg)
		PS700.26.00	Komple Makas		150		90,400
		PS700.26.01	80x27	910-890	P. BURÇLU	"Ø20xØ62 x86-70"	31,120
		PS700.26.02	80x27	1120-922	P. KIVRIK		22,900
		PS700.26.03	80x48	920-900	P. DÜZ		36,370
Ref. No. : 85434026038 / 85434026054 / 85434026037 / 85434026040 / 85434026047		Avrupa Kodu: 73011000					

PS700.27.00	MAN ÖN	Dikmen No	M (mm)	A-B (mm)	C (mm)	ØD (Øx Øxmm)	AĞIRLIK Weight(kg)
		PS700.27.00	Komple Makas		167		35,800
		PS700.27.01	80x21	825-825	P. BURÇLU	"95-65x Ø50xØ16"	20,500
		PS700.27.02	80x21	940-845	P. KIVRIK		15,000
Ref. No. : 81434026019		Avrupa Kodu: 72814000					


PS700.28.00	MAN ÖN	Dikmen No	M (mm)	A-B (mm)	C (mm)	ØD (Øx Øxmm)	AĞIRLIK Weight(kg)
		PS700.28.00	Komple Makas		173		36,800
		PS700.28.01	80x23	825-825	P. BURÇLU	"95-65x Ø50xØ16"	19,750
		PS700.28.02	80x23	995-845	P. KIVRIK		16,200
Ref. No. : 81434026053 / 81434026056		Avrupa Kodu: 72810000					

PS700.29.00	MAN ÖN	Dikmen No	M (mm)	A-B (mm)	C (mm)	ØD (Øx Øxmm)	AĞIRLIK Weight(kg)
		PS700.29.00	Komple Makas		175		89,400
		PS700.29.01	90x25	900-700	P. BURÇLU	"Ø24xØ70 x95x88"	28,710
		PS700.29.02	90x21	1065-715	P. KIVRIK		17,320
		PS700.29.03	90x21	915-715	P. DÜZ		16,000
		PS700.29.04	90x21	915-715	P. DÜZ		16,000
		PS700.29.05	90x18	210-210	P. KIVRIK		7,000
Ref. No. : 81434026175 / 81434026177 / 81434026179		Avrupa Kodu: 72906000					

PS700.30.00	MAN ÖN	Dikmen No	M (mm)	A-B (mm)	C (mm)	ØD (Øx Øxmm)	AĞIRLIK Weight(kg)
		PS700.30.00	Komple Makas		116		45,200
		PS700.30.01	80x26	810-945	P. BURÇLU	"95-65x Ø50xØ16"	24,000
		PS700.30.02	80x26	955-950	P. KIVRIK	"84x70x Ø58xØ20"	18,680
Ref. No. : 81434026161		Avrupa Kodu: 72956000					




A :Sağ Mesafe / Right Distance
 B :Sol Mesafe / Left Distance
 C :Kavis- Ticari Sınıf / Curve- Commercial Class
 D :Burç Ölçüleri / Bush Dimension
 M :Malzeme Ebatı / Material Dimension

PS700.31.00	MAN ARKA	Dikmen No	M (mm)	A-B (mm)	C (mm)	ØD (ØxØxmm)	AĞIRLIK Weight(kg)
	PS700.31.00	Komple Makas			118	"Ø20xØ57	98,200
	PS700.31.01	80x28	900-900	P. BURÇLU	x84-70"	30,500	
	PS700.31.02	80x28	1050-925	P. KIVRIK		23,400	
	PS700.31.03	80x50	930-930	P. DÜZ		36,500	
	PS700.31.04	80x22	100-100	DÜZ		2,800	


Ref. No. : 81434026518 / 81434026529 / 81434026539

Avrupa Kodu: 72877000

PS700.32.00	MAN ÖN	Dikmen No	M (mm)	A-B (mm)	C (mm)	ØD (ØxØxmm)	AĞIRLIK Weight(kg)
	PS700.32.00	Komple Makas			161	"Ø24xØ64	98,600
	PS700.32.01	90x24	925-925	P. BURÇLU	x95x88 "	30,800	
	PS700.32.02	90x24	1070-940	P. KIVRIK		22,300	
	PS700.32.03	90x24	940-940	P. DÜZ		21,750	
	PS700.32.04	90x24	940-940	DÜZ		21,750	


Ref. No. : 81434026288 / 81434026289 / 81434026290

Avrupa Kodu: 73012000

PS700.32.00.BU	MAN ÖN	Dikmen No	M (mm)	A-B (mm)	C (mm)	ØD (ØxØxmm)	AĞIRLIK Weight(kg)
	PS700.32.00.BU	Komple Makas			161	"Ø24xØ64	98,600
	PS700.32.01.BU	90x24	925-925	P. BURÇLU	x95x88 "	30,800	
	PS700.32.02	90x24	1070-940	P. KIVRIK		22,300	
	PS700.32.03	90x24	940-940	P. DÜZ		21,750	
	PS700.32.04	90x24	940-940	DÜZ		21,750	


Ref. No. : 82434026505

Avrupa Kodu: 73032000

PS700.33.00	MAN ARKA	Dikmen No	M (mm)	A-B (mm)	C (mm)	ØD (ØxØxmm)	AĞIRLIK Weight(kg)
	PS700.33.00	Komple Makas			192	"Ø16xØ50	71,000
	PS700.33.01	80x14	800-800	K. BURÇLU	x95x65"	17,210	
	PS700.33.02	80x13	940-760	K. KIVRIK		13,850	
	PS700.33.03	80x13	695-695	K. DÜZ		11,200	
	PS700.33.04	80x45	635-365	P. DÜZ		21,000	


Ref. No. : 81434006905

Avrupa Kodu: 72799000 / 72993000 / 72893000

PS700.35.00	MAN 41-373 ÖN	Dikmen No	M (mm)	A-B (mm)	C (mm)	ØD (ØxØxmm)	AĞIRLIK Weight(kg)
	PS700.33.00	Komple Makas			192	"Ø16xØ50	71,000
	PS700.33.01	80x14	800-800	K. BURÇLU	x95x65"	17,210	
	PS700.33.02	80x13	940-760	K. KIVRIK		13,850	
	PS700.33.03	80x13	695-695	K. DÜZ		11,200	
	PS700.33.04	80x45	635-365	P. DÜZ		21,000	


Ref. No. : 81434026101 / 81434026103

Avrupa Kodu: 72866000

PS700.36.00	MAN ÖN	Dikmen No	M (mm)	A-B (mm)	C (mm)	ØD (ØxØxmm)	AĞIRLIK Weight(kg)
	PS700.36.00	Komple Makas			160	"95-88x	81,500
	PS700.36.01	90x27,5	925-925	P. BURÇLU	Ø65xØ24 "	33,700	
	PS700.36.02	90x27,5	1080-950	P. KIVRIK		22,970	
	PS700.36.03	90x27,5	950-950	P. DÜZ		22,160	

Ref. No. : 81434026281 / 81434026282 / 81434026283 / 81434026284 / 81434026338 / 81434026339 / 81434026341 / 81434026342

Avrupa Kodu: 73010000



A :Sağ Mesafe / Right Distance
 B :Sol Mesafe / Left Distance
 C :Kavis- Ticari Sınıf / Curve- Commercial Class
 D :Burç Ölçüleri / Bush Dimension
 M :Malzeme Ebatı / Material Dimension

PS700.37.00	MAN ÖN	Dikmen No	M (mm)	A-B (mm)	C (mm)	ØD (Øx Øxmm)	AĞIRLIK Weight(kg)
		PS700.37.00	Komple Makas		171	95-88x	83,000
		PS700.37.01	90x23	900-900	P. BURÇLU	Ø70xØ24	33,200
		PS700.37.02	90x23	1075-920	P. KIVRIK		19,000
		PS700.37.03	90x26	920-920	P. DÜZ		23,000
		PS700.37.04	90x18	90-200	K. KIVRIK		4,380
Ref. No. : 81434026061 / 81434026062 / 81434026060 / 81434026077 / 81434026080		Avrupa Kodu: 72862000					

PS700.38.00	MAN TGS ARKA	Dikmen No	M (mm)	A-B (mm)	C (mm)	ØD (Øx Øxmm)	AĞIRLIK Weight(kg)
		PS700.38.00	Komple Makas		50		76,000
		PS700.38.01	100x45	825-825	P. DÜZ		38,800
		PS700.38.02	100x47	775-775	P. DÜZ		36,700
Ref. No. : 81434026701 / 81434026748		Avrupa Kodu: 72995000					

PS700.39.00	MAN ARKA	Dikmen No	M (mm)	A-B (mm)	C (mm)	ØD (Øx Øxmm)	AĞIRLIK Weight(kg)
		PS700.39.00	Komple Makas		130	"95x88x	104,500
		PS700.39.01	90x31	900-900	P. BURÇLU	Ø65xØ24"	35,500
		PS700.39.02	90x31	1030-915	P. KIVRIK		26,200
		PS700.39.03	90x47	915-915	P. DÜZ		40,500
		PS700.39.04	90x13	100-100	DÜZ		2,300
Ref. No. : 81434026591 / 81434026592 / 81434026600 / 81434026652		Avrupa Kodu: 72947000					

PS700.40.00	MAN ÖN	Dikmen No	M (mm)	A-B (mm)	C (mm)	ØD (Øx Øxmm)	AĞIRLIK Weight(kg)
		PS700.40.00	Komple Makas		145	"84x70x	70,000
		PS700.40.01	80x25	875-875	P. BURÇLU	Ø57xØ20"	28,200
		PS700.40.02	80x25	1020-895	P. KIVRIK		20,000
		PS700.40.03	80x25	890-890	P. DÜZ		19,000
Ref. No. : 81434026140 / 81434026122		Avrupa Kodu: 72984000 / 72844000					


PS700.41.00	MAN ÖN	Dikmen No	M (mm)	A-B (mm)	C (mm)	ØD (Øx Øxmm)	AĞIRLIK Weight(kg)
		PS700.41.00	Komple Makas		147	"95x80x	61,600
		PS700.41.01	90x30	925-925	P. BURÇLU	Ø62xØ24"	35,000
		PS700.41.02	90x30	1075-945	P. KIVRIK		23,940
Ref. No. : 81434026219 / 81434026220 / 81434026221 / 81434026222 / 81434026258 / 81434026300 / 81434026301 / 81434026302 / 81434026336 / 81434026320 / 81434026319 / 81434026321 / 81434026337		Avrupa Kodu: 72988000					

PS700.42.00	MAN TGL 12-180 ÖN	Dikmen No	M (mm)	A-B (mm)	C (mm)	ØD (Øx Øxmm)	AĞIRLIK Weight(kg)
		PS700.42.00	Komple Makas		145-120	"Ø18xØ56	31,100
		PS700.42.01	90x30	875-850	P. KIVRIK	x86-79 "	31,100
						"Ø18xØ56	
						x86-79 "	
Ref. No. : 85434026050		Avrupa Kodu: 73060000					




A :Sağ Mesafe / Right Distance
 B :Sol Mesafe / Left Distance
 C :Kavis- Ticari Sınıf / Curve- Commercial Class
 D :Burç Ölçüleri / Bush Dimension
 M :Malzeme Ebatı / Material Dimension

PS700.43.00	MAN ÖN	Dikmen No	M (mm)	A-B (mm)	C (mm)	ØD (Øx Øxmm)	AĞIRLIK Weight(kg)
	PS700.43.00	Komple Makas			150-138	"89xØ36 xØ30,20 "	93,000
	PS700.43.M01	90x21	238-238	P. DÜZ	5,800		
	PS700.43.01	90x24	900-700	P. BURÇLU	23,880		
	PS700.43.02	90x24	1102-770	P. KIVRIK	19,800		
	PS700.43.03	90x24	912-712	P. DÜZ	18,100		
	PS700.43.04	90x24	912-712	P. DÜZ	18,100		
PS700.43.05	90x18	210-210	P. KIVRIK	7,000			
Ref. No. : 81434026007 / 81434026008 / 81434026009		Avrupa Kodu: 72796000					
PS700.44.00	MAN TGA 41-400 ÖN	Dikmen No	M (mm)	A-B (mm)	C (mm)	ØD (Øx Øxmm)	AĞIRLIK Weight(kg)
	PS700.44.00	Komple Makas			140-90	"95xØ62 xØ24 "	90,000
	PS700.44.01	90x25	925-735	P. BURÇLU	28,800		
	PS700.44.02	90x25	1050-750	P. KIVRIK	20,000		
	PS700.44.03	90x25	935-750	P. DÜZ	19,500		
	PS700.44.04	90x25	935-750	P. DÜZ	19,000		
Ref. No. :		Avrupa Kodu:					
PS700.46.00	MAN 32-360 ÖN (2. DİNGİL)	Dikmen No	M (mm)	A-B (mm)	C (mm)	ØD (Øx Øxmm)	AĞIRLIK Weight(kg)
	PS700.46.00	Komple Makas			125-100	"Ø24xØ64 x95x88 "	57,800
	PS700.46.01	90x30	925-735	P. BURÇLU	33,800		
	PS700.46.02	90x30	1040-745	P. KIVRIK	23,000		
Ref. No. : 81434026265 / 81434026264 / 81434026263 / 81434026311		Avrupa Kodu: 73030000					
PS700.48.00	MAN ÖN	Dikmen No	M (mm)	A-B (mm)	C (mm)	ØD (Øx Øxmm)	AĞIRLIK Weight(kg)
	PS700.48.00	Komple Makas			175	"Ø24xØ65 x95x88 "	102,200
	PS700.48.01	90x24	925-925	P. BURÇLU	33,280		
	PS700.48.02	90x24	1070-940	P. KIVRIK	23,100		
	PS700.48.03	90x24	940-940	P. DÜZ	21,700		
	PS700.48.04	90x24	940-940	P. DÜZ	21,700		
Ref. No. : 814340268230 / 81434026231 / 81434026232 / 81434026233 / 81434026184 / 81434026187 / 81434026190		Avrupa Kodu: 72990000					
PS700.49.00	MAN ARKA	Dikmen No	M (mm)	A-B (mm)	C (mm)	ØD (Øx Øxmm)	AĞIRLIK Weight(kg)
	PS700.49.00	Komple Makas			130	"Ø24xØ70 x105x88 "	36,600
	PS700.49.01	100x27	900-900	P. BURÇLU	29,500		
	PS700.49.02	100x31	1080-930	P. KIVRIK			
Ref. No. : 81434026511 / 81434026510 / 81434026512		Avrupa Kodu: 72863000					
PS700.54.00	MAN ÖN	Dikmen No	M (mm)	A-B (mm)	C (mm)	ØD (Øx Øxmm)	AĞIRLIK Weight(kg)
	PS700.54.00	Komple Makas			150	"Ø18xØ57 x86-70 "	68,600
	PS700.54.01	80x25	845-845	P.BURÇLU	25,800		
	PS700.54.02	80x25	970-860	P.KIVRIK	17,600		
	PS700.54.03	80x36	860-860	P. DÜZ	25,200		
Ref. No. : 85434026006 / 85434026023 / 85434026026		Avrupa Kodu: 73007000					




A :Sağ Mesafe / Right Distance
 B :Sol Mesafe / Left Distance
 C :Kavis- Ticari Sınıf / Curve- Commercial Class
 D :Burç Ölçüleri / Bush Dimension
 M :Malzeme Ebatı / Material Dimension

PS700.56.00	MAN ÖN	Dikmen No	M (mm)	A-B (mm)	C (mm)	ØD (Øx Øxmm)	AĞIRLIK Weight(kg)
		PS700.56.00	Komple Makas		160	"95-88xØ65 xØ24"	88,000
		PS700.56.01	90x28	925-925	P.BURÇLU		35,000
		PS700.56.02	90x28	1075-940	P.KIVRIK		26,000
		PS700.56.03	90x28	940-940	P.DÜZ		24,900

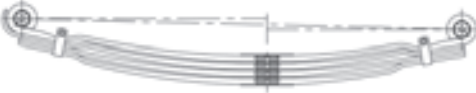
Ref. No. : 81434026331 / 81434026340

Avrupa Kodu: 73038000 / 73052000

PS700.57.00	MAN ÖN	Dikmen No	M (mm)	A-B (mm)	C (mm)	ØD (Øx Øxmm)	AĞIRLIK Weight(kg)
		PS700.57.00	Komple Makas		153	"79xØ30x Ø25"	61,500
		PS700.57.01	80x26	900-900	P.BURÇLU		22,400
		PS700.57.02	80x26	1100-920	P.KIVRIK		20,100
		PS700.57.03	80x26	910-910	P.DÜZ		18,700


Ref. No. : 81434006425

Avrupa Kodu: 72598000

PS700.58.00	MAN TGA 41-480 ÖN	Dikmen No	M (mm)	A-B (mm)	C (mm)	ØD (Øx Øxmm)	AĞIRLIK Weight(kg)
		PS700.58.00	Komple Makas		100	"95x88x Ø65xØ24"	
		PS700.58.01	90x25	925-735	P.BURÇLU		30,400
		PS700.58.02	90x25	1055-750	P.KIVRIK		20,800
		PS700.58.03	90x25	935-750	P.DÜZ		20,100
		PS700.58.04	90x25	935-750	P.DÜZ		20,100


Ref. No. : 81434026310 / 81434026308 / 81434026347 / 81434026348 / 81434026309

Avrupa Kodu: 73008000

PS700.59.00	MAN ÖN	Dikmen No	M (mm)	A-B (mm)	C (mm)	ØD (Øx Øxmm)	AĞIRLIK Weight(kg)
		PS700.59.00	Komple Makas		147	"Ø24xØ65 x95x88"	62,500
		PS700.59.01	90x30	925-925	P.BURÇLU		34,400
		PS700.59.02	90x30	1070-955	P.KIVRIK		27,500


Ref. No. : 81434026328 / 81434026327 / 81434026329 / 81434026333 / 81434026345

Avrupa Kodu: 73046000

PS700.60.00	MAN ÖN	Dikmen No	M (mm)	A-B (mm)	C (mm)	ØD (Øx Øxmm)	AĞIRLIK Weight(kg)
		PS700.60.00	Komple Makas		171	"Ø24xØ70x 95x88"	84,000
		PS700.60.01	90x25	900-900	P.BURÇLU		33,700
		PS700.60.02	90x25	1070-900	P.KIVRIK		22,800
		PS700.60.03	90x25	920-920	P. DÜZ		22,150
		PS700.60.04	90x18	200-90	K. KIVRIK		4,600

Ref. No. : 81434026142 / 81434026143 / 81434026144 / 81434026145

Avrupa Kodu: 72876000


PS700.61.00	MAN TGL 12-180 ÖN	Dikmen No	M (mm)	A-B (mm)	C (mm)	ØD (Øx Øxmm)	AĞIRLIK Weight(kg)
		PS700.61.00	Komple Makas		140	"Ø18xØ57x 86x70"	45,500
		PS700.61.01	90x24	850-875	P.BURÇLU		23,150
		PS700.61.02	90x24	1050-888	P.KIVRIK		20,400

Ref. No. : 85434026005 / 85434026015 / 85434026018

Avrupa Kodu: 73036000




A :Sağ Mesafe / Right Distance
 B :Sol Mesafe / Left Distance
 C :Kavis- Ticari Sınıf / Curve- Commercial Class
 D :Burç Ölçüleri / Bush Dimension
 M :Malzeme Ebatı / Material Dimension

PS700.62.00	MAN TGS 41-400 ÖN	Dikmen No	M (mm)	A-B (mm)	C (mm)	ØD (ØxØxmm)	AĞIRLIK Weight(kg)
	PS700.62.00	Komple Makas			90	"95x88x Ø65xØ24"	30,700
	PS700.62.01	90x25	925-735	P.BURÇLU			
						"100x88x Ø65xØ24"	


Ref. No. :

Avrupa Kodu:

PS700.63.00	MAN ÖN	Dikmen No	M (mm)	A-B (mm)	C (mm)	ØD (ØxØxmm)	AĞIRLIK Weight(kg)
	PS700.63.00	Komple Makas			170	"Ø24xØ64x 95x88"	134,000
	PS700.63.01	90x26	900-900	P.BURÇLU			34,500
	PS700.63.02	90x26	1060-925	P.KIVRIK		25,000	
	PS700.63.03	90x26	925-925	P. DÜZ		23,900	
	PS700.63.04	90x26	925-925	P. DÜZ		23,900	
	PS700.63.05	90x26	925-925	P. DÜZ		23,900	

Ref. No. : 81434026715

Avrupa Kodu: 72997000

PS700.64.00	MAN ARKA	Dikmen No	M (mm)	A-B (mm)	C (mm)	ØD (ØxØxmm)	AĞIRLIK Weight(kg)
	PS700.64.00	Komple Makas			42		92,000
	PS700.64.01	100x34	820-820	P.DÜZ		29,100	
	PS700.64.02	100x34	820-820	P.DÜZ		29,100	
	PS700.64.03	100x38	760-760	P.DÜZ		31,000	


 Ref. No. : 81434026641 / 81434026611 / 81434026613 /
 81434026740 / 81434026755 / 81434026612

Avrupa Kodu: 72919000

PS700.65.00	MAN ÖN	Dikmen No	M (mm)	A-B (mm)	C (mm)	ØD (ØxØxmm)	AĞIRLIK Weight(kg)
	PS700.65.00	Komple Makas			185	"Ø16xØ50 -95-65"	63,000
	PS700.65.01	80x23	810-940	P.BURÇLU			24,200
	PS700.65.02	80x23	960-960	P. KIVRIK		18,000	
	PS700.65.03	80x23	840-960	P. DÜZ		17,200	


Ref. No. : 81434026093 / 81434026088

Avrupa Kodu: 72908000

PS700.66.00	MAN ÖN	Dikmen No	M (mm)	A-B (mm)	C (mm)	ØD (ØxØxmm)	AĞIRLIK Weight(kg)
	PS700.66.00	Komple Makas			135	"Ø24xØ70 x95x88 "	104,000
	PS700.66.01	90x24	900-900	P.BURÇLU			33,500
	PS700.66.02	90x24	1075-940	P. KIVRIK		21,600	
	PS700.66.03	90x24	940-940	P. DÜZ		20,700	
	PS700.66.04	90x24	940-940	P. DÜZ		20,700	
	PS700.66.05	90x18	85-210	K.KIVRIK		4,300	

 Ref. No. : 81434026156 / 81434026157 / 81434026159 / 81434026158 /
 81434026234 / 81434026235 / 81434026131 / 81434026236 /
 81434026237 / 81434026138 / 81434026132

Avrupa Kodu: 72878000


PS700.67.00	MAN ÖN	Dikmen No	M (mm)	A-B (mm)	C (mm)	ØD (ØxØxmm)	AĞIRLIK Weight(kg)
	PS700.67.00	Komple Makas			121-105	"Ø24xØ65 x95x88"	105,000
	PS700.67.01	90x24	925-735	P.BURÇLU			31,400
	PS700.67.02	90x22	1050-745	P. KIVRIK		18,900	
	PS700.67.03	90x22	935-745	P. DÜZ		17,900	
	PS700.67.04	90x22	935-745	P. DÜZ		17,900	
	PS700.67.05	90x22	935-745	P. DÜZ		17,900	

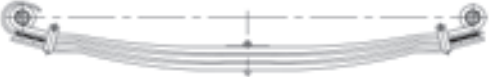
Ref. No. : 81434026197 / 81434026198 / 81434026201


Avrupa Kodu: 73002000





A :Sağ Mesafe / Right Distance
 B :Sol Mesafe / Left Distance
 C :Kavis- Ticari Sınıf / Curve- Commercial Class
 D :Burç Ölçüleri / Bush Dimension
 M :Malzeme Ebatı / Material Dimension

PS700.68.00	MAN 19-480 ÖN	Dikmen No	M (mm)	A-B (mm)	C (mm)	ØD (ØxØxmm)	AĞIRLIK Weight(kg)
	PS700.68.00	Komple Makas		120	P. BURÇLU	"Ø24xØ65x95x88"	43,360
	PS700.68.01	90x40	925-925				43,360
Ref. No. : 81434026324 / 81434026325 / 81434026326 / 81434026330		Avrupa Kodu: 73042000					

PS700.69.00	MAN ÖN	Dikmen No	M (mm)	A-B (mm)	C (mm)	ØD (ØxØxmm)	AĞIRLIK Weight(kg)
	PS700.69.00	Komple Makas		115	P. BURÇLU	"Ø24xØ62x96x80"	86,000
	PS700.69.01	90x30	900-900				33,500
	PS700.69.02	90x30	1135-925	P. KIVRIK			28,500
	PS700.69.03	90x30	925-925	P. DÜZ			24,500
Ref. No. :		Avrupa Kodu: 46209100					

PS700.70.00	MAN ÖN	Dikmen No	M (mm)	A-B (mm)	C (mm)	ØD (ØxØxmm)	AĞIRLIK Weight(kg)
	PS700.70.00	Komple Makas		189	P. BURÇLU	"Ø16xØ51x85x63"	51,000
	PS700.70.01	80x21	905-745				17,600
	PS700.70.02	80x22	1020-755	P. KIVRIK			15,500
	PS700.70.03	80x22	915-755	P. DÜZ			14,900
Ref. No. : 81434026072		Avrupa Kodu: 72840000					

PS700.74.00	MAN ARKA	Dikmen No	M (mm)	A-B (mm)	C (mm)	ØD (ØxØxmm)	AĞIRLIK Weight(kg)
	PS700.74.00	Komple Makas		214-169-126	P. BURÇLU	"Ø57xØ20x86x70"	85,000
	PS700.74.01	80x27	895-900				29,000
	PS700.74.02	80x27	1025-910	P. KIVRIK			20,700
	PS700.74.03	80x50	905-910	P. DÜZ			33,500
Ref. No. : 85434026053 / 85434026046		Avrupa Kodu: 73013000					

PS700.75.00	MAN ÖN	Dikmen No	M (mm)	A-B (mm)	C (mm)	ØD (ØxØxmm)	AĞIRLIK Weight(kg)
	PS700.75.00	Komple Makas		161	P. BURÇLU	"80xØ30xØ25,20"	37,500
	PS700.75.01	80x25	850-850				18,700
	PS700.75.02	80x25	1040-870	P. KIVRIK			18,500
Ref. No. : 81434006368		Avrupa Kodu: 725120 00					



A :Sağ Mesafe / Right Distance
 B :Sol Mesafe / Left Distance
 C :Kavis- Ticari Sınıf / Curve- Commercial Class
 D :Burç Ölçüleri / Bush Dimension
 M :Malzeme Ebatı / Material Dimension

KS700.02.00	MAN 26-270 ÖN	Dikmen No	M (mm)	A-B (mm)	C (mm)	ØD (ØxØxmm)	AĞIRLIK Weight(kg)
		KS700.02.00	Komple Makas		180	79xØ36xØ30	123,000
		KS700.02.01	80x14	900-900	K.BURÇLU		18,000
		KS700.02.02	80x14	1105-980	K. KIVRIK		17,200
		KS700.02.03	80x14	900-900	K. DÜZ		15,200
		KS700.02.04	80x14	803-803	K. DÜZ		13,700
		KS700.02.05	80x14	705-705	K. DÜZ		12,140
		KS700.02.06	80x14	608-608	K. DÜZ		10,480
		KS700.02.07	80x14	510-510	K. DÜZ		8,800
		KS700.02.08	80x14	413-413	K. DÜZ		7,040
		KS700.02.09	80x14	315-315	K. DÜZ		6,100
		KS700.02.10	80x14	250-180	K. DÜZ		5,300
		KS700.02.11	80x14	180-145	K. KIVRIK		4,300

Ref. No. :

Avrupa Kodu:

KS700.04.00	MAN 26-230/270 ARKA (R.L.)	Dikmen No	M (mm)	A-B (mm)	C (mm)	ØD (ØxØxmm)	AĞIRLIK Weight(kg)
		KS700.04.00	Komple Makas		146	98xØ40xØ34	106,000
		KS700.04.01	100x14	650-635	K. BURÇLU		15,100
		KS700.04.02	100x12	874-681	K. KIVRIK		13,500
		KS700.04.03	100x12	710-590	K. KIVRIK		11,600
		KS700.04.04	100x12	605-485	K. DÜZ		9,900
		KS700.04.05	100x12	560-465	K. DÜZ		9,290
		KS700.04.06	100x12	515-430	K. DÜZ		8,490
		KS700.04.07	100x12	470-395	K. DÜZ		8,000
		KS700.04.08	100x12	430-365	K. DÜZ		7,300
		KS700.04.09	100x12	375-310	K. DÜZ		6,300
		KS700.04.10	100x12	335-285	K. DÜZ		5,700
		KS700.04.11	100x12	290-250	K. DÜZ		5,000
		KS700.04.12	100x10	245-215	K. DÜZ		3,480


Ref. No. :

Avrupa Kodu:

KS700.05.00	MAN 26-230/270 İLAVE DİNGİL (R.L.)	Dikmen No	M (mm)	A-B (mm)	C (mm)	ØD (ØxØxmm)	AĞIRLIK Weight(kg)
		KS700.05.00	Komple Makas		140		93,000
		KS700.05.01	100x12	740-570	K. DÜZ		11,800
		KS700.05.02	100x12	790-620	K. KIVRIK		12,500
		KS700.05.03	100x12	715-550	K. DÜZ		11,500
		KS700.05.04	100x10	580-425	K. DÜZ		7,550
		KS700.05.05	100x10	555-405	K. DÜZ		7,200
		KS700.05.06	100x10	510-375	K. DÜZ		6,750
		KS700.05.07	100x10	465-345	K. DÜZ		6,100
		KS700.05.08	100x10	420-315	K. DÜZ		5,640
		KS700.05.09	100x10	375-285	K. DÜZ		5,000
		KS700.05.10	100x10	335-265	K. DÜZ		4,500
		KS700.05.11	100x10	280-215	K. DÜZ		3,680
		KS700.05.12	100x10	240-195	K. DÜZ		3,500
		KS700.05.13	100x10	195-165	K. DÜZ		2,550
		KS700.05.14	100x10	150-135	K. DÜZ		2,000

Ref. No. :

Avrupa Kodu:



A :Sağ Mesafe / Right Distance
 B :Sol Mesafe / Left Distance
 C :Kavis- Ticari Sınıf / Curve- Commercial Class
 D :Burç Ölçüleri / Bush Dimension
 M :Malzeme Ebatı / Material Dimension

KS700.06.00	MAN 26-281 ÖN	Dikmen No	M (mm)	A-B (mm)	C (mm)	ØD (Øx Øxmm)	AĞIRLIK Weight(kg)
		KS700.06.00	Komple Makas		130	90xØ36x Ø30	122,000
		KS700.06.01	90x12	900-900	K. BURÇLU		17,600
		KS700.06.02	90x12	978-978	K. KIVRIK		15,680
		KS700.06.03	90x12	900-900	K. DÜZ		14,500
		KS700.06.04	90x12	825-825	K. DÜZ		13,400
		KS700.06.05	90x12	745-745	K. DÜZ		12,100
		KS700.06.06	90x12	660-660	K. DÜZ		10,500
		KS700.06.07	90x12	570-570	K. DÜZ		9,150
		KS700.06.08	90x12	480-480	K. DÜZ		7,700
		KS700.06.09	90x12	390-390	K. DÜZ		6,000
		KS700.06.10	90x12	300-300	K. DÜZ		4,900
		KS700.06.11	90x12	260-260	K. DÜZ		4,250
		KS700.06.12	90x12	155-180	K. KIVRIK		2,750

Ref. No. : 83434006005

Avrupa Kodu:

KS700.07.00	MAN 26-281 ARKA	Dikmen No	M (mm)	A-B (mm)	C (mm)	ØD (Øx Øxmm)	AĞIRLIK Weight(kg)
		KS700.07.00	Komple Makas		40	Ø21	151,000
		KS700.07.01	100x20	790-790	K. KIVRIK		24,000
		KS700.07.02	100x20	750-750	K. SÜZME		20,600
		KS700.07.03	100x20	615-615	K. SÜZME		18,000
		KS700.07.04	100x20	560-560	K. DÜZ		16,900
		KS700.07.05	100x20	505-505	K. DÜZ		15,280
		KS700.07.06	100x20	443-443	K. DÜZ		13,200
		KS700.07.07	100x20	385-385	K. DÜZ		11,640
		KS700.07.08	100x20	340-340	K. DÜZ		10,140
		KS700.07.09	100x20	260-260	K. DÜZ		7,620
		KS700.07.10	100x20	208-208	K. DÜZ		6,300
		KS700.07.11	100x20	150-150	K. D ÜZ		4,500

Ref. No. : 81434006766

Avrupa Kodu: 72627000

KS700.08.00	MAN 12-153 ARKA	Dikmen No	M (mm)	A-B (mm)	C (mm)	ØD (Øx Øxmm)	AĞIRLIK Weight(kg)
		KS700.08.00	Komple Makas		116	"d18xD50 x81x75"	54,000
		KS700.08.01	80x10	656-481	K.BURÇLU		8,000
		KS700.08.02	80x9	843-481	K. KIVRIK		7,100
		KS700.08.03	80x9	665-481	K. DÜZ		6,000
		KS700.08.04	80x9	575-400	K. DÜZ		5,380
		KS700.08.05	80x9	515-365	K. DÜZ		4,600
		KS700.08.06	80x9	455-335	K. DÜZ		4,400
		KS700.08.07	80x9	395-300	K. DÜZ		3,800
		KS700.08.08	80x9	340-270	K. DÜZ		3,400
		KS700.08.09	80x9	285-250	K. DÜZ		3,000
		KS700.08.10	80x9	240-200	K. DÜZ		2,400
		KS700.08.11	80x9	190-175	K. DÜZ		2,000
		KS700.08.12	80x9	150-150	K. DÜZ		1,600

Ref. No. :

Avrupa Kodu:



A :Sağ Mesafe / Right Distance
 B :Sol Mesafe / Left Distance
 C :Kavis- Ticari Sınıf / Curve- Commercial Class
 D :Burç Ölçüleri / Bush Dimension
 M :Malzeme Ebatı / Material Dimension

KS700.09.00	MAN 12-153 İLAVE DİNGİL	Dikmen No	M (mm)	A-B (mm)	C (mm)	ØD (Øx Øxmm)	AĞIRLIK Weight(kg)
		KS700.09.00	Komple Makas		106		50,000
		KS700.09.01	80x9	701-461	K. DÜZ		6,400
		KS700.09.02	80x9	701-461	K. DÜZ		6,400
		KS700.09.03	80x9	769-461	K. KIVRIK		6,710
		KS700.09.04	80x9	555-380	K. DÜZ		5,100
		KS700.09.05	80x9	495-350	K. DÜZ		4,700
		KS700.09.06	80x9	430-315	K. DÜZ		4,200
		KS700.09.07	80x9	385-283	K. DÜZ		3,600
		KS700.09.08	80x9	360-255	K. DÜZ		3,200
		KS700.09.09	80x9	290-226	K. DÜZ		2,600
		KS700.09.10	80x9	220-170	K. DÜZ		2,000
		KS700.09.11	80x9	150-150	K. DÜZ		1,800
		KS700.09.12	80x9	125-125	K. DÜZ		1,400

Ref. No. :

Avrupa Kodu:

KS700.12.00	MAN 32-270 ARKA	Dikmen No	M (mm)	A-B (mm)	C (mm)	ØD (Øx Øxmm)	AĞIRLIK Weight(kg)
		KS700.12.00	Komple Makas		130	" 98xØ36x Ø30,20"	91,000
		KS700.12.01	100x15	700-900	K. BURÇLU		15,100
		KS700.12.02	100x15	1110-720	K. KIVRIK		13,500
		KS700.12.03	100x15	920-720	K. KIVRIK		11,600
		KS700.12.04	100x10	595-485	K. DÜZ		8,170
		KS700.12.05	100x10	540-446	K. DÜZ		7,550
		KS700.12.06	100x10	485-405	K. DÜZ		6,500
		KS700.12.07	100x10	435-365	K. DÜZ		6,110
		KS700.12.08	100x10	370-310	K. DÜZ		5,240
		KS700.12.09	100x10	320-270	K. DÜZ		4,400
		KS700.12.10	100x10	270-230	K. DÜZ		3,900
		KS700.12.11	100x10	220-190	K. DÜZ		3,200
		KS700.12.12	100x10	165-150	K. DÜZ		2,500
		KS700.12.13	100x10	110-110	K. DÜZ	1,700	

Ref. No. :

Avrupa Kodu:

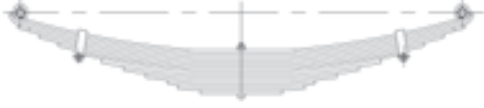
KS700.13.00	MAN 32-270 İLAVE DİNGİL	Dikmen No	M (mm)	A-B (mm)	C (mm)	ØD (Øx Øxmm)	AĞIRLIK Weight(kg)
		KS700.13.00	Komple Makas		105		71,000
		KS700.13.01	100x12	740-570	K. DÜZ		11,700
		KS700.13.02	100x12	790-620	K. KIVRIK		12,600
		KS700.13.03	100x12	715-555	K. DÜZ		11,500
		KS700.13.04	100x10	580-430	K. DÜZ		9,090
		KS700.13.05	100x10	500-370	K. DÜZ		6,700
		KS700.13.06	100x10	410-320	K. DÜZ		5,550
		KS700.13.07	100x10	335-265	K. DÜZ		4,530
		KS700.13.08	100x10	275-205	K. DÜZ		3,700
		KS700.13.09	100x10	215-150	K. DÜZ		2,800
		KS700.13.10	100x10	150-100	K. DÜZ		1,850

Ref. No. :

Avrupa Kodu:




A :Sağ Mesafe / Right Distance
 B :Sol Mesafe / Left Distance
 C :Kavis- Ticari Sınıf / Curve- Commercial Class
 D :Burç Ölçüleri / Bush Dimension
 M :Malzeme Ebatı / Material Dimension

KS700.14.00	MAN 33-372 ÖN	Dikmen No	M (mm)	A-B (mm)	C (mm)	ØD (ØxØxmm)	AĞIRLIK Weight(kg)
	KS700.14.00	Komple Makas			135	90xØ36xØ30	132,000
	KS700.14.01	90x13	900-900	K. BURÇLU			18,800
	KS700.14.02	90x13	1100-965	K. KIVRIK			17,880
	KS700.14.03	90x13	910-910	K. DÜZ			16,000
	KS700.14.04	90x13	825-825	K. DÜZ			14,500
	KS700.14.05	90x13	745-745	K. DÜZ			13,000
	KS700.14.06	90x13	660-660	K. KIVRIK			11,200
	KS700.14.07	90x13	570-570	K. DÜZ			10,000
	KS700.14.08	90x13	480-480	K. DÜZ			8,500
	KS700.14.09	90x13	390-390	K. DÜZ			7,000
	KS700.14.10	90x13	300-300	K. DÜZ			5,400
	KS700.14.11	90x13	260-260	K. DÜZ			4,700
	KS700.14.12	90x13	168-168	K. DÜZ			3,000


Ref. No. :

Avrupa Kodu:

KS700.15.00	MAN 33-372 ARKA	Dikmen No	M (mm)	A-B (mm)	C (mm)	ØD (ØxØxmm)	AĞIRLIK Weight(kg)
	KS700.15.00	Komple Makas			88		172,000
	PS700.10.01	100x26	825-825	P. DÜZ			25,100
	KS700.15.02	100x18	825-825	K. DÜZ			22,700
	KS700.15.03	100x18	810-810	K. SÜZME			21,400
	KS700.15.04	100x18	625-625	K. SÜZME			16,340
	KS700.15.05	100x18	595-595	K. SÜZME			15,660
	KS700.15.06	100x18	560-560	K. SÜZME			14,400
	KS700.15.07	100x23	515-515	K. SÜZME			16,420
	KS700.15.08	100x23	445-445	K. SÜZME			14,000
	KS700.15.09	100x23	355-355	K. SÜZME			10,980
	KS700.15.10	100x23	275-275	K. SÜZME			8,380
	KS700.15.11	100x23	195-195	K. SÜZME			5,770

Ref. No. : 81434006867

Avrupa Kodu: 72781000


KS700.17.00	MAN TGA 33-412 ARKA	Dikmen No	M (mm)	A-B (mm)	C (mm)	ØD (ØxØxmm)	AĞIRLIK Weight(kg)
	KS700.17.00	Komple Makas			66		198,500
	KS700.17.01	100x18	825-825	K.DÜZ			20,700
	KS700.17.02	100x18	825-825	K.DÜZ			20,700
	KS700.17.03	100x18	750-750	K. SÜZME			19,800
	KS700.17.04	100x18	690-690	K. SÜZME			18,000
	KS700.17.05	100x18	625-625	K. SÜZME			16,700
	KS700.17.06	100x18	580-580	K. SÜZME			15,100
	KS700.17.07	100x18	530-530	K. SÜZME			14,300
	KS700.17.08	100x18	460-460	K. SÜZME			13,000
	KS700.17.09	100x18	415-415	K. SÜZME			12,500
	KS700.17.10	100x18	380-380	K. SÜZME			10,000
	KS700.17.11	100x18	340-340	K. SÜZME			9,200
	KS700.17.12	100x18	300-300	K. SÜZME			8,600
	KS700.17.13	100x18	260-260	K. SÜZME			6,900
	KS700.17.14	100x18	220-220	K. SÜZME			5,500
	KS700.17.15	100x18	190-190	K. SÜZME			4,000
	KS700.17.16	100x18	143-143	K. SÜZME			3,000


Ref. No. : 82434026501 / 82434026502 / 81434026737 / 81434026732


Avrupa Kodu: 72999000




A :Sağ Mesafe / Right Distance
 B :Sol Mesafe / Left Distance
 C :Kavis- Ticari Sınıf / Curve- Commercial Class
 D :Burç Ölçüleri / Bush Dimension
 M :Malzeme Ebatı / Material Dimension

KS700.18.00	MAN TGA 41-360 ARKA	Dikmen No	M (mm)	A-B (mm)	C (mm)	ØD (Øx Øxmm)	AĞIRLIK Weight(kg)
		KS700.18.00	Komple Makas		66		213,000
		KS700.18.01	100x18	825-825	K.DÜZ		22,700
		KS700.18.02	100x18	825-825	K.DÜZ		22,700
		KS700.18.03	100x18	760-760	K.DÜZ		21,000
		KS700.18.04	100x18	730-730	K. SÜZME		19,610
		KS700.18.05	100x18	630-630	K. SÜZME		17,240
		KS700.18.06	100x18	580-580	K. SÜZME		15,700
		KS700.18.07	100x18	540-540	K. SÜZME		14,600
		KS700.18.08	100x18	500-500	K. SÜZME		13,500
		KS700.18.09	100x18	460-460	K. SÜZME		12,500
		KS700.18.10	100x18	415-415	K. SÜZME		11,150
		KS700.18.11	100x18	370-370	K. SÜZME		9,900
		KS700.18.12	100x18	330-330	K. SÜZME		8,750
		KS700.18.13	100x18	285-285	K. SÜZME		7,530
		KS700.18.14	100x18	240-240	K. SÜZME		6,340
		KS700.18.15	100x18	200-200	K. SÜZME		5,240
		KS700.18.16	100x18	150-150	K. SÜZME		4,000
Ref. No. : 81434026646 / 81434026647 / 81434026648 / 81434026649 / 81434026718 / 81434026733 / 85434026056		Avrupa Kodu: 72943000					

KS700.22.00	MAN 41-364 ARKA	Dikmen No	M (mm)	A-B (mm)	C (mm)	ØD (Øx Øxmm)	AĞIRLIK Weight(kg)
		KS700.22.00	Komple Makas		66		222,500
		KS700.22.01	100x18	825-825	K. DÜZ		22,700
		KS700.22.02	100x18	825-825	K. DÜZ		22,700
		KS700.22.03	100x18	825-825	K. SÜZME		22,100
		KS700.22.04	100x18	725-725	K. SÜZME		19,300
		KS700.22.05	100x18	625-625	K. SÜZME		16,900
		KS700.22.06	100x18	582-582	K. SÜZME		15,700
		KS700.22.07	100x18	540-540	K. SÜZME		14,600
		KS700.22.08	100x18	495-495	K. SÜZME		11,300
		KS700.22.09	100x18	452-452	K. SÜZME		12,100
		KS700.22.10	100x18	410-410	K. SÜZME		11,000
		KS700.22.11	100x18	368-368	K. SÜZME		9,800
		KS700.22.12	100x18	325-325	K. SÜZME		8,700
		KS700.22.13	100x18	280-280	K. SÜZME		7,400
		KS700.22.14	100x18	237-237	K. SÜZME		6,200
		KS700.22.15	100x18	195-195	K. SÜZME		5,100
		KS700.22.16	100x18	150-150	K. SÜZME		3,800
Ref. No. : 81434026548 / 81434026549 / 81434026689 / 81434001143		Avrupa Kodu: 72889000					

KS700.25.00	MAN 32-270 AVARE DİNGİL	Dikmen No	M (mm)	A-B (mm)	C (mm)	ØD (Øx Øxmm)	AĞIRLIK Weight(kg)
		KS700.25.00	Komple Makas		0	"88xØ36 xØ30"	12,600
		KS700.25.01	100x15	204-762	K. BURÇLU		12,600
Ref. No. :		Avrupa Kodu:					



A :Sağ Mesafe / Right Distance
 B :Sol Mesafe / Left Distance
 C :Kavis- Ticari Sınıf / Curve- Commercial Class
 D :Burç Ölçüleri / Bush Dimension
 M :Malzeme Ebatı / Material Dimension

KS700.28.00	MAN ARKA	Dikmen No	M (mm)	A-B (mm)	C (mm)	ØD (Øx Øxmm)	AĞIRLIK Weight(kg)
		KS700.28.00	Komple Makas		160-65	"Ø30x Ø36x78"	143,000
		KS700.29.01	80x16	770-770	K. DÜZ		15,800
		KS700.29.02	80x16	665-665	K. SÜZME		13,400
		KS700.29.03	80x16	535-535	K. SÜZME		10,400
		KS700.29.04	80x16	405-405	K. SÜZME		6,200
		KS700.29.05	80x16	275-275	K. SÜZME		5,200
		KS700.29.06	80x16	110-110	K. DÜZ		1,800
		KS700.28.01	80x14	900-900	K. BURÇLU		18,300
		KS700.28.02	80x14	1105-920	K. KIVRIK		17,000
		KS700.28.03	80x14	790-790	K. SÜZME	13,500	
		KS700.28.04	80x14	675-675	K. SÜZME	11,100	
		KS700.28.05	80x14	560-560	K. SÜZME	9,400	
		KS700.28.06	80x14	445-445	K. SÜZME	7,400	
		KS700.28.07	80x14	330-330	K. SÜZME	5,400	
		KS700.28.08	80x14	215-215	K. SÜZME	3,400	
		KS700.28.09	80x16	95-95	K. DÜZ	1,600	
Ref. No. : 81434006828		Avrupa Kodu: 72729000					

KS700.31.00	MAN ARKA	Dikmen No	M (mm)	A-B (mm)	C (mm)	ØD (Øx Øxmm)	AĞIRLIK Weight(kg)
		KS700.31.00	Komple Makas		175	"Ø16xØ50 x95x65"	91,000
		KS700.31.01	80x11	800-800	K. BURÇLU		13,600
		KS700.31.02	80x11	1010-815	K. KIVRIK		12,600
		KS700.31.03	80x11	745-745	K. SÜZME		10,000
		KS700.31.04	80x11	700-700	K. SÜZME		9,600
		KS700.31.05	80x11	655-655	K. SÜZME		9,000
		KS700.31.06	80x11	610-610	K. SÜZME		8,400
		KS700.31.07	80x11	565-565	K. SÜZME		7,800
		KS700.31.08	80x22	510-510	K. SÜZME		12,400
		KS700.31.09	80x22	295-295	K. SÜZME	6,500	
Ref. No. : 81434006787		Avrupa Kodu: 72689000					

KS700.32.00	MAN ARKA	Dikmen No	M (mm)	A-B (mm)	C (mm)	ØD (Øx Øxmm)	AĞIRLIK Weight(kg)
		KS700.32.00	Komple Makas		190	"Ø16xØ50 x95x65"	80,700
		KS700.32.01	80x11	800-800	K. BURÇLU		13,600
		KS700.32.02	80x11	1005-820	K. KIVRIK		12,500
		KS700.32.03	80x11	710-710	K. SÜZME		9,700
		KS700.32.04	80x11	680-680	K. SÜZME		9,300
		KS700.32.05	80x11	620-620	K. SÜZME		8,500
		KS700.32.06	80x11	545-545	K. SÜZME		7,700
		KS700.32.07	80x23	500-500	K. SÜZME		12,800
		KS700.32.08	80x23	285-285	K. SÜZME		6,600
Ref. No. : 81434006774 / 615511151A		Avrupa Kodu: 72699000					



A :Sağ Mesafe / Right Distance
 B :Sol Mesafe / Left Distance
 C :Kavis- Ticari Sınıf / Curve- Commercial Class
 D :Burç Ölçüleri / Bush Dimension
 M :Malzeme Ebatı / Material Dimension

KS700.33.00	MAN ARKA	Dikmen No	M (mm)	A-B (mm)	C (mm)	ØD (ØxØxmm)	AĞIRLIK Weight(kg)
		KS700.33.00	Komple Makas		123-148	"Ø24xØ70 x105x88"	155,500
		KS700.33.31	100x16	730-730	K. DÜZ		18,200
		KS700.33.32	100x16	550-550	K. SÜZME		13,200
		KS700.33.33	100x16	430-430	K. SÜZME		10,200
		KS700.33.34	100x16	310-310	K. SÜZME		7,200
		KS700.33.35	100x16	190-190	K. SÜZME		4,500
		KS700.33.36	100x10	100-100	K. DÜZ		1,600
		PS700.52.01	100x21	898-898	P. BURÇLU		27,100
		KS700.33.02	100x15	1040-910	K. KIVRIK		22,900
		KS700.33.03	100x15	810-810	K. SÜZME		18,000
		KS700.33.04	100x15	590-590	K. SÜZME		12,900
		KS700.33.05	100x15	450-450	K. SÜZME		9,600
		KS700.33.06	100x15	310-310	K. SÜZME		6,300
		KS700.33.07	100x15	170-170	K. SÜZME		3,700

Ref. No. : 81434026514 / 81434026513

Avrupa Kodu: 72865000

KS700.34.00	MAN ARKA	Dikmen No	M (mm)	A-B (mm)	C (mm)	ØD (ØxØxmm)	AĞIRLIK Weight(kg)
		KS700.34.00	Komple Makas		190-110	"Ø20xØ57 x84x70"	145,000
		KS700.34.31	80x14	695-695	K.DÜZ		12,100
		KS700.34.32	80x14	625-625	K. SÜZME		10,400
		KS700.34.33	80x14	535-535	K. SÜZME		9,000
		KS700.34.34	80x14	445-445	K. SÜZME		7,700
		KS700.34.35	80x14	355-355	K. SÜZME		5,900
		KS700.34.36	80x14	265-265	K. SÜZME		4,400
		KS700.34.37	80x14	175-175	K. SÜZME		3,200
		KS700.34.38	80x23	110-110	K. DÜZ		3,200
		PS700.53.01	80x23	900-900	P. BURÇLU		19,700
		KS700.34.02	80x14	1170-910	K. KIVRIK		17,200
		KS700.34.03	80x14	790-790	K. SÜZME		13,100
		KS700.34.04	80x14	675-675	K. SÜZME		11,000
		KS700.34.05	80x14	560-560	K. SÜZME		9,000
		KS700.34.06	80x14	445-445	K. SÜZME	7,100	
		KS700.34.07	80x14	330-330	K. SÜZME	5,100	
		KS700.34.08	80x14	215-215	K. SÜZME	3,100	
		KS700.34.09	80x15	95-95	K. DÜZ	1,700	

Ref. No. : 81434026544 / 81434026540 / 81434026554

Avrupa Kodu: 72869000

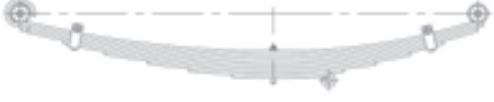
KS700.36.00	MAN 33-510 ARKA	Dikmen No	M (mm)	A-B (mm)	C (mm)	ØD (ØxØxmm)	AĞIRLIK Weight(kg)
		KS700.36.00	Komple Makas		91		198,000
		KS700.36.01	100x18	820-820	K. DÜZ		23,000
		KS700.36.02	100x18	820-820	K. DÜZ		23,000
		KS700.36.03	100x18	760-760	K. DÜZ		21,400
		KS700.36.04	100x18	760-760	K. DÜZ		21,400
		KS700.36.05	100x18	625-25	K. SÜZME		17,300
		KS700.36.06	100x18	595-595	K. SÜZME		16,500
		KS700.36.07	100x18	560-560	K. SÜZME		15,500
		KS700.36.08	100x23	525-525	K. SÜZME		18,600
		KS700.36.09	100x23	445-445	K. SÜZME		15,700
		KS700.36.10	100x23	365-365	K. SÜZME		12,800
		KS700.36.11	100x23	285-285	K. SÜZME		10,000
		KS700.36.12	100x18	195-195	K. DÜZ	7,000	


Ref. No. : 81434026725

Avrupa Kodu: 72991000



A :Sağ Mesafe / Right Distance
 B :Sol Mesafe / Left Distance
 C :Kavis- Ticari Sınıf / Curve- Commercial Class
 D :Burç Ölçüleri / Bush Dimension
 M :Malzeme Ebatı / Material Dimension

KS700.37.00	MAN ARKA	Dikmen No	M (mm)	A-B (mm)	C (mm)	ØD (Øx Øxmm)	AĞIRLIK Weight(kg)
	KS700.37.00	Komple Makas			150	"Ø16x50 x95-65"	72,000
	KS700.37.01	80x12	885-715	K. BURÇLU	14,600		
	KS700.37.02	80x12	1105-735	K. KIVRIK	13,800		
	KS700.37.03	80x12	885-715	K. SÜZME	12,000		
	KS700.37.04	80x12	735-595	K. SÜZME	10,000		
	KS700.37.05	80x12	590-480	K. SÜZME	8,000		
	KS700.37.06	80x12	440-360	K. SÜZME	6,000		
	KS700.37.07	80x12	295-245	K. SÜZME	4,000		
	KS700.37.08	80x12	145-195	K. SÜZME	3,400		
Ref. No. : 81434006411		Avrupa Kodu: 72742000					

KS700.38.00	MAN ÖN	Dikmen No	M (mm)	A-B (mm)	C (mm)	ØD (Øx Øxmm)	AĞIRLIK Weight(kg)
	KS700.38.00	Komple Makas			150	"Ø25,20x Ø30x90"	114,000
	KS700.38.01	90x10	800-800	K. BURÇLU	12,950		
	KS700.38.02	90x10	870-870	K. KIVRIK	12,250		
	KS700.38.03	90x10	790-790	K.DÜZ	11,120		
	KS700.38.04	90x10	740-740	K.DÜZ	10,420		
	KS700.38.05	90x10	685-685	K.DÜZ	9,640		
	KS700.38.06	90x10	655-655	K.DÜZ	9,220		
	KS700.38.07	90x10	575-575	K.DÜZ	8,090		
	KS700.38.08	90x10	520-520	K.DÜZ	7,320		
	KS700.38.09	90x10	470-470	K.DÜZ	6,620		
	KS700.38.10	90x10	410-410	K.DÜZ	5,770		
	KS700.38.11	90x10	355-355	K.DÜZ	5,000		
	KS700.38.12	90x10	315-315	K.DÜZ	4,430		
	KS700.38.13	90x10	280-280	K.DÜZ	3,940		
	KS700.38.14	90x10	210-210	K.DÜZ	2,960		
	KS700.38.15	90x10	160-160	K.DÜZ	2,250		
Ref. No. : 81434006220		Avrupa Kodu: 72636000					

KS700.39.00	MAN ÖN	Dikmen No	M (mm)	A-B (mm)	C (mm)	ØD (Øx Øxmm)	AĞIRLIK Weight(kg)
	KS700.39.00	Komple Makas			135	"Ø30xØ25 x79"	95,000
	KS700.39.01	80x12	800-800	K. BURÇLU	13,960		
	KS700.39.02	80x12	860-860	K. KIVRIK	12,910		
	KS700.39.03	80x12	810-810	K.DÜZ	12,150		
	KS700.39.04	80x12	695-695	K. KIVRIK	11,100		
	KS700.39.05	80x12	620-620	K.DÜZ	9,300		
	KS700.39.06	80x12	545-545	K.DÜZ	8,200		
	KS700.39.07	80x12	470-470	K.DÜZ	7,100		
	KS700.39.08	80x12	395-395	K.DÜZ	6,600		
	KS700.39.09	80x12	320-320	K.DÜZ	4,800		
	KS700.39.10	80x12	245-175	K. KIVRIK	4,000		
	KS700.39.11	80x12	190-145	K. DÜZ	2,500		
Ref. No. : 81434006137		Avrupa Kodu:					



A :Sağ Mesafe / Right Distance
 B :Sol Mesafe / Left Distance
 C :Kavis- Ticari Sınıf / Curve- Commercial Class
 D :Burç Ölçüleri / Bush Dimension
 M :Malzeme Ebatı / Material Dimension

KS700.40.00	MAN ÖN	Dikmen No	M (mm)	A-B (mm)	C (mm)	ØD (ØxØxmm)	AĞIRLIK Weight(kg)
		KS700.40.00	Komple Makas		120	"Ø30xØ25 x79"	95,000
		KS700.40.01	80x12	800-800	K. BURÇLU		13,960
		KS700.40.02	80x12	860-860	K. KIVRIK		12,910
		KS700.40.03	80x12	810-810	K.DÜZ		12,150
		KS700.40.04	80x12	695-695	K. KIVRIK		11,100
		KS700.40.05	80x12	620-620	K.DÜZ		9,300
		KS700.40.06	80x12	545-545	K.DÜZ		8,200
		KS700.40.07	80x12	470-470	K.DÜZ		7,100
		KS700.40.08	80x12	395-395	K.DÜZ		6,600
		KS700.40.09	80x12	320-320	K.DÜZ		4,800
		KS700.40.10	80x12	245-175	K. KIVRIK		4,000
		KS700.40.11	80x12	190-145	K. DÜZ		2,500

Ref. No. : 81434006136

Avrupa Kodu:

OTOKAR



A :Sağ Mesafe / Right Distance
 B :Sol Mesafe / Left Distance
 C :Kavis- Ticari Sınıf / Curve- Commercial Class
 D :Burç Ölçüleri / Bush Dimension
 M :Malzeme Ebatı / Material Dimension

PS800.01.00	MAGIRUS 2001 ARKA (Y.M.)	Dikmen No	M (mm)	A-B (mm)	C (mm)	ØD (ØxØxmm)	AĞIRLIK Weight(kg)
		PS800.01.00	Komple Makas		185	"70-61x Ø40xØ16"	34,000
		PS800.01.01	60x16	710-710	P. BURÇLU		10,100
		PS800.01.02	60x16	890-890	P. KIVRIK		8,100
		PS800.01.03	60x16	735-735	P. DÜZ		7,400
		PS800.01.04	60x22	600-600	P. DÜZ		7,900

Ref. No. :

Avrupa Kodu:

PS800.02.00	MAGIRUS SULTAN ÖN (UZUN)	Dikmen No	M (mm)	A-B (mm)	C (mm)	ØD (ØxØxmm)	AĞIRLIK Weight(kg)
		PS800.02.00	Komple Makas		165	"66xØ30x Ø22"	34,000
		PS800.02.01	70x18	785-760	P. BURÇLU		11,920
		PS800.02.02	70x18	975-775	P. KIVRIK		10,700
		PS800.02.03	70x18	810-775	P. DÜZ		10,000

Ref. No. :

Avrupa Kodu:

PS800.03.00	MAGIRUS SULTAN ARKA (UZUN)	Dikmen No	M (mm)	A-B (mm)	C (mm)	ØD (ØxØxmm)	AĞIRLIK Weight(kg)
		PS800.03.00	Komple Makas		100	"77xØ30x Ø25"	55,000
		PS800.03.01	80x23	900-915	P. BURÇLU		19,100
		PS800.03.02	80x23	1108-927	P. KIVRIK		18,000
		PS800.03.03	80x23	910-930	P. DÜZ		17,000

Ref. No. : 13C01-03524-AA

Avrupa Kodu:

PS800.04.00	MAGIRUS SULTAN ÖN KALIN (UZUN)	Dikmen No	M (mm)	A-B (mm)	C (mm)	ØD (ØxØxmm)	AĞIRLIK Weight(kg)
		PS800.04.00	Komple Makas		155	"66xØ30x Ø22"	43,700
		PS800.04.01	70x20	790-765	P. BURÇLU		15,300
		PS800.04.02	70x20	982-775	P. KIVRIK		14,100
		PS800.04.03	70x20	805-775	P. DÜZ		13,300

Ref. No. :

Avrupa Kodu:

PS800.05.00	MAGIRUS SULTAN ÖN (140 S MAXİ COMFORD)	Dikmen No	M (mm)	A-B (mm)	C (mm)	ØD (ØxØxmm)	AĞIRLIK Weight(kg)
		PS800.05.00	Komple Makas		175	"66xØ30x Ø22"	36,000
		PS800.05.01	70x19	820-735	P. BURÇLU		13,560
		PS800.05.02	70x18	1005-750	P. KIVRIK		11,000
		PS800.05.03	70x18	835-750	P. DÜZ		10,400


Ref. No. : 13C33-03523-AA

Avrupa Kodu:

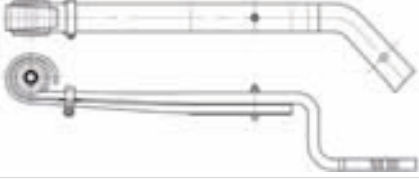
PS800.06.00	MAGIRUS SULTAN ÖN (160 S MAXİ COMFORD)	Dikmen No	M (mm)	A-B (mm)	C (mm)	ØD (ØxØxmm)	AĞIRLIK Weight(kg)
		PS800.06.00	Komple Makas		175	"67xØ30x Ø22"	36,000
		PS800.06.01	70x19	830-735	P. BURÇLU		13,600
		PS800.06.02	70x19	1010-745	P. KIVRIK		11,000
		PS800.06.03	70x19	830-745	P. DÜZ		10,500

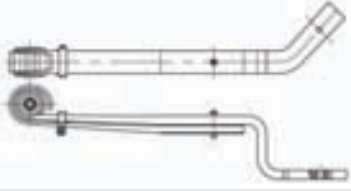
Ref. No. :


Avrupa Kodu:





A :Sağ Mesafe / Right Distance
 B :Sol Mesafe / Left Distance
 C :Kavis- Ticari Sınıf / Curve- Commercial Class
 D :Burç Ölçüleri / Bush Dimension
 M :Malzeme Ebatı / Material Dimension


PS800.07.00.R	MAGIRUS SULTAN OTOKAR ARKA (R)	Dikmen No	M (mm)	A-B (mm)	C (mm)	ØD (ØxØxmm)	AĞIRLIK Weight(kg)
	PS800.07.00.R	Komple Makas			97/150	Ø85xØ70x Ø22,30 -96x61,50	31,300
	PS800.07.01	75x30	610-607	P. BURÇLU	22,200		
	PS800.07.02.R	75x23	910-100	P. KIVRIK	8,900		
Ref. No. : 13N00-03524-AA		Avrupa Kodu:					

PS800.07.00.L	MAGIRUS SULTAN OTOKAR ARKA (L)	Dikmen No	M (mm)	A-B (mm)	C (mm)	ØD (ØxØxmm)	AĞIRLIK Weight(kg)
	PS800.07.00.L	Komple Makas			97/150	Ø85xØ70x Ø22,30 -96x61,50	31,300
	PS800.07.01	75x30	610-607	P. BURÇLU	22,200		
	PS800.07.02.L	75x23	910-100	P. KIVRIK	8,900		
Ref. No. : 13N00-03525-AA		Avrupa Kodu:					

PS800.08.00	MAGIRUS OTOKAR TEMPO ARKA	Dikmen No	M (mm)	A-B (mm)	C (mm)	ØD (ØxØxmm)	AĞIRLIK Weight(kg)
	PS800.08.00	Komple Makas			130	"67xØ30 xØ25"	34,500
	PS800.08.01	70x19	707-707	P. BURÇLU	12,200		
	PS800.08.02	70x19	890-720	P. KIVRIK	10,900		
	PS800.08.03	70x19	720-720	P. DÜZ	10,100		
Ref. No. :		Avrupa Kodu:					


PS800.09.00	MAGIRUS OTOKAR ARKA	Dikmen No	M (mm)	A-B (mm)	C (mm)	ØD (ØxØxmm)	AĞIRLIK Weight(kg)
	PS800.09.00	Komple Makas			155	"68xØ30x Ø22,20"	42,000
	PS800.09.01	70x19	820-735	P. BURÇLU	14,500		
	PS800.09.02	70x19	1020-745	P. KIVRIK	13,500		
	PS800.09.03	70x19	830-745	P. DÜZ	13,500		
Ref. No. :		Avrupa Kodu:					


PS800.14.00	MAGIRUS SULTAN LF ÖN	Dikmen No	M (mm)	A-B (mm)	C (mm)	ØD (ØxØxmm)	AĞIRLIK Weight(kg)
	PS800.14.00	Komple Makas			60	"66xØ30x Ø22,20 "	15,600
	PS800.14.01	70x25	718-728	P. BURÇLU	14,600		
	PS800.14.02	70x12	70-70		"Ø16,20x Ø39x80x63"	0,900	
Ref. No. : 19A01-03533-AA		Avrupa Kodu:					


PS800.15.00	MAGIRUS SULTAN LF ARKA	Dikmen No	M (mm)	A-B (mm)	C (mm)	ØD (ØxØxmm)	AĞIRLIK Weight(kg)
	PS800.15.00	Komple Makas			100	"Ø44xØ18 x80-56"	12,550
	PS800.15.01	70x18	705-705	P. BURÇLU	12,800		
	PS800.15.02	70x18	915-915	P. KIVRIK			
Ref. No. : 19A01-03530-AA		Avrupa Kodu:					



A :Sağ Mesafe / Right Distance
 B :Sol Mesafe / Left Distance
 C :Kavis- Ticari Sınıf / Curve- Commercial Class
 D :Burç Ölçüleri / Bush Dimension
 M :Malzeme Ebatı / Material Dimension


PS800.16.00	KARSAN ATAK OTOBÜS ARKA	Dikmen No	M (mm)	A-B (mm)	C (mm)	ØD (Øx Øxmm)	AĞIRLIK Weight(kg)
		PS800.16.00	Komple Makas		(-10)	"Ø58xØ22x80x92"	26,600
		PS800.16.01	80x38	800-370	P. BURÇLU		26,600
Ref. No. :		Avrupa Kodu:					


PS800.17.00	KARSAN ATAK OTOBÜS ARKA	Dikmen No	M (mm)	A-B (mm)	C (mm)	ØD (Øx Øxmm)	AĞIRLIK Weight(kg)
		PS800.17.00	Komple Makas		120	"69xØ32xØ25,35"	27,000
		PS800.17.01	70x16	650-650	P. BURÇLU		9,800
		PS800.17.02	70x16	715-715	P. KIVRIK		9,150
		PS800.17.03	70x16	595-595	P. DÜZ		7,800
Ref. No. :		Avrupa Kodu:					





A :Sağ Mesafe / Right Distance
 B :Sol Mesafe / Left Distance
 C :Kavis- Ticari Sınıf / Curve- Commercial Class
 D :Burç Ölçüleri / Bush Dimension
 M :Malzeme Ebatı / Material Dimension

KS800.02.00	MAGIRUS OTOKAR ÖN	Dikmen No	M (mm)	A-B (mm)	C (mm)	ØD (Øx Øxmm)	AĞIRLIK Weight(kg)
	KS800.02.00	Komple Makas		185	"66-60x Ø34xØ18"	23,000	
	KS800.02.01	60x9	545-545	K. BURÇLU	"42-28x Ø34xØ16"	6,200	
	KS800.02.02	60x9	690-595	K. KIVRIK		5,240	
	KS800.02.03	60x9	400-400	K. DÜZ	3,270		
	KS800.02.04	60x8	324-324	K. DÜZ	2,340		
	KS800.02.05	60x8	257-257	K. DÜZ	1,890		
	KS800.02.06	60x8	191-191	K. DÜZ	1,500		
	KS800.02.07	60x8	121-121	K. DÜZ	1,400		
Ref. No. : 81434006136		Avrupa Kodu:					

KS800.04.00	MAGIRUS OTOKAR ARKA	Dikmen No	M (mm)	A-B (mm)	C (mm)	ØD (Øx Øxmm)	AĞIRLIK Weight(kg)
	KS800.04.00	Komple Makas		185	"66-60x Ø34xØ18"	35,000	
	KS800.04.01	60*9	660-660	K. BURÇLU	"42-28x Ø34xØ16"	7,400	
	KS800.04.02	60*9	810-710	K. KIVRIK		6,160	
	KS800.04.03	60*9	572-572	K. DÜZ	4,600		
	KS800.04.04	60*8	494-494	K. DÜZ	3,580		
	KS800.04.05	60*8	420-420	K. DÜZ	3,100		
	KS800.04.06	60*8	342-342	K. DÜZ	2,460		
	KS800.04.07	60*8	266-266	K. DÜZ	1,940		
	KS800.04.08	60*8	196-196	K. DÜZ	1,820		
	KS800.04.09	60*8	129-129	K. DÜZ	1,600		
Ref. No. :		Avrupa Kodu:					

KS800.06.00	MAGIRUS 2000 ARKA	Dikmen No	M (mm)	A-B (mm)	C (mm)	ØD (Øx Øxmm)	AĞIRLIK Weight(kg)
	KS800.06.00	Komple Makas		175	"70-61x Ø40xØ16"	29,000	
	KS800.06.01	60x9	710-710	K. BURÇLU	"39-28x Ø40xØ16"	7,000	
	KS800.06.02	60x9	805-805	K. KIVRIK		6,500	
	KS800.06.03	60x9	735-735	K. DÜZ	6,000		
	PS800.06.04	60x22	600-600	P. DÜZ	8,400		
Ref. No. :		Avrupa Kodu:					

KS800.07.00	MAGIRUS ARKA	Dikmen No	M (mm)	A-B (mm)	C (mm)	ØD (Øx Øxmm)	AĞIRLIK Weight(kg)
	KS800.07.00	Komple Makas		99		134,500	
	KS800.07.01	100x22	740-740	K. DÜZ		24,900	
	KS800.07.02	100x22	740-740	K. DÜZ		24,900	
	KS800.07.03	100x22	740-740	K. DÜZ		24,900	
	KS800.07.04	100x22	550-550	K. SÜZME	17,900		
	KS800.07.05	100x22	460-460	K. SÜZME	14,700		
	KS800.07.06	100x22	365-365	K. SÜZME	11,600		
	KS800.07.07	100x22	275-275	K. SÜZME	8,500		
	KS800.07.08	100x22	180-180	K. SÜZME	5,300		
	KS800.07.09	100x22	120-120	K. KIVRIK	1,800		
Ref. No. : 42033956 / 42033957		Avrupa Kodu: 66981000					

KS800.09.00	MAGIRUS OTOKAR ATLAS ARKA	Dikmen No	M (mm)	A-B (mm)	C (mm)	ØD (Øx Øxmm)	AĞIRLIK Weight(kg)
	KS800.09.00	Komple Makas		110	Ø36		
	KS800.09.01	76x10	700-700	K. KIVRIK		9,950	
	KS800.09.02	76x10	865-865	K. KIVRIK		9,600	
Ref. No. :		Avrupa Kodu:					




OTOMOTİV SANAYİ ve TİC. LTD. ŞTİ.

www.dikmenotomotiv.com.tr

ISUZU




A :Sağ Mesafe / Right Distance
 B :Sol Mesafe / Left Distance
 C :Kavis- Ticari Sınıf / Curve- Commercial Class
 D :Burç Ölçüleri / Bush Dimension
 M :Malzeme Ebatı / Material Dimension

PS900.01.00	ISUZU NPR 3.9 ÖN (E.M.)	Dikmen No	M (mm)	A-B (mm)	C (mm)	ØD (ØxØxmm)	AĞIRLIK Weight(kg)
	PS900.01.00	Komple Makas			120	"81xØ42xØ16"	24,000
	PS900.01.01	70x15	570-570	P. BURÇLU			8,700
	PS900.01.02	70x15	640-575	P. KIVRIK			6,500
	PS900.01.03	70x15	575-575	P. DÜZ			6,260


Ref. No. :

Avrupa Kodu:

PS900.05.00	ISUZU NPR 4.8 ARKA	Dikmen No	M (mm)	A-B (mm)	C (mm)	ØD (ØxØxmm)	AĞIRLIK Weight(kg)
	PS900.05.00	Komple Makas			110	81x72xØ42xØ18	30,200
	PS900.05.01	70x19	625-625	P. BURÇLU			10,600
	PS900.05.02	70x19	700-630	P. KIVRIK			8,860
	PS900.05.03	70x19	630-630	P. DÜZ			8,500


Ref. No. :

Avrupa Kodu:

PS900.07.00	ISUZU NPR 3.9 ÖN Y.M.	Dikmen No	M (mm)	A-B (mm)	C (mm)	ØD (ØxØxmm)	AĞIRLIK Weight(kg)
	PS900.07.00	Komple Makas			90	"81xØ42xØ16"	23,400
	PS900.07.01	70x15	570-570	P. BURÇLU			9,000
	PS900.07.02	70x15	640-575	P. KIVRIK			6,420
	PS900.07.03	70x15	580-575	P. DÜZ			6,200


Ref. No. :

Avrupa Kodu:

PS900.11.00	ISUZU TURKUAZ ÖN	Dikmen No	M (mm)	A-B (mm)	C (mm)	ØD (ØxØxmm)	AĞIRLIK Weight(kg)
	PS900.11.00	Komple Makas			115	"95-65xØ50xØ18"	46,000
	PS900.11.01	80x20	800-800	P. BURÇLU			17,200
	PS900.11.02	80x20	1033-818	P. KIVRIK			14,200
	PS900.11.03	80x20	815-815	P. DÜZ			13,400


Ref. No. :

Avrupa Kodu:

PS900.12.00	ISUZU NOVO ÖN (E.M.)	Dikmen No	M (mm)	A-B (mm)	C (mm)	ØD (ØxØxmm)	AĞIRLIK Weight(kg)
	PS900.12.00	Komple Makas			100	"81xØ42xØ18"	32,000
	PS900.12.01	70x22	850-850	P. KIVRIK			15,200
	PS900.12.02	70x22	1080-870	P. KIVRIK			14,100


Ref. No. :

Avrupa Kodu:


PS900.13.00	ISUZU NOVO ARKA	Dikmen No	M (mm)	A-B (mm)	C (mm)	ØD (ØxØxmm)	AĞIRLIK Weight(kg)
	PS900.13.00	Komple Makas			105	81xØ42xØ18	51,000
	PS900.13.01	70x25	847-847	P. BURÇLU			18,300
	PS900.13.02	70x25	990-870	P. KIVRIK		81xØ40xØ16	15,200
	PS900.13.03	70x25	870-870	P. DÜZ			14,500

Ref. No. :

Avrupa Kodu:




A :Sağ Mesafe / Right Distance
 B :Sol Mesafe / Left Distance
 C :Kavis- Ticari Sınıf / Curve- Commercial Class
 D :Burç Ölçüleri / Bush Dimension
 M :Malzeme Ebatı / Material Dimension

PS900.17.00	ISUZU NOVO LUX ARKA	Dikmen No	M (mm)	A-B (mm)	C (mm)	ØD (Øx Øxmm)	AĞIRLIK Weight(kg)
	PS900.17.00	Komple Makas			105	95x65x Ø50xØ18	42,500
	PS900.17.01	80x21	850-850	P. BURÇLU	18,400		
	PS900.17.02	80x21	1085-870	P. KIVRIK	15,460		
	PS900.17.03	80x39	70-70	DÜZ	3,800		
	PS900.17.04	80x39	70-70	DÜZ	3,800		


Ref. No. :

Avrupa Kodu:

PS900.22.00	ISUZU ÖN	Dikmen No	M (mm)	A-B (mm)	C (mm)	ØD (Øx Øxmm)	AĞIRLIK Weight(kg)
	PS900.22.00	Komple Makas			105	81x72x Ø42xØ18	16,500
	PS900.22.01	70x15	570-570	P. BURÇLU	8,300		
	PS900.22.02	70x15	650-605	P. DÜZ	"44x33x Ø40xØ16"	7,700	


Ref. No. : 89732-46380

Avrupa Kodu:

PS900.28.00	ISUZU NNR ARKA	Dikmen No	M (mm)	A-B (mm)	C (mm)	ØD (Øx Øxmm)	AĞIRLIK Weight(kg)
	PS900.28.00	Komple Makas			74	81x72x Ø42xØ18	23,300
	PS900.28.01	70x23	650-650	P. BURÇLU	14,250		
	PS900.28.02	70x18	555-555	P. DÜZ	"44x33x Ø40xØ16"	8,500	


Ref. No. :

Avrupa Kodu: 94461000

PS900.32.00	ISUZU NNR ÖN	Dikmen No	M (mm)	A-B (mm)	C (mm)	ØD (Øx Øxmm)	AĞIRLIK Weight(kg)
	PS900.32.00	Komple Makas			97	81x72x Ø42xØ18	20,500
	PS900.32.01	70x16	650-650	P. BURÇLU	10,200		
	PS900.32.02	70x18	700-720	P. KIVRIK	"44x33x Ø40xØ16"	9,800	


Ref. No. :

Avrupa Kodu:

PS900.33.00	ISUZU NNR LONG ÖN	Dikmen No	M (mm)	A-B (mm)	C (mm)	ØD (Øx Øxmm)	AĞIRLIK Weight(kg)
	PS900.33.00	Komple Makas			97	"Ø40xØ43 x30x29"	16,000
	PS900.33.01	60x15	555-580	P. BURÇLU	7,700		
	PS900.33.02	60x16	618-668	P. KIVRIK	7,700		

Ref. No. :

Avrupa Kodu:

PS900.38.00	ISUZU TORA ÖN	Dikmen No	M (mm)	A-B (mm)	C (mm)	ØD (Øx Øxmm)	AĞIRLIK Weight(kg)
	PS900.38.00	Komple Makas			100	"Ø20xØ57 x84-70"	40,500
	PS900.38.01	80x25	750-850	P. BURÇLU	23,000		
	PS900.38.02	80x25	990-765	P. KIVRIK	16,700		

Ref. No. :

Avrupa Kodu:



A :Sağ Mesafe / Right Distance
 B :Sol Mesafe / Left Distance
 C :Kavis- Ticari Sınıf / Curve- Commercial Class
 D :Burç Ölçüleri / Bush Dimension
 M :Malzeme Ebatı / Material Dimension

PS900.39.00	ISUZU ÖN	Dikmen No	M (mm)	A-B (mm)	C (mm)	ØD (Øx Øxmm)	AĞIRLIK Weight(kg)
		PS900.39.00	Komple Makas		90	"Ø43 Ø43"	
		PS900.39.01	60x18	570-570	P. BURÇLU		7,600
		PS900.39.02	60x18	990-765	P. KIVRIK		7,800



Ref. No. : 8973246120

Avrupa Kodu:

PS900.45.00	ISUZU TORA ARKA	Dikmen No	M (mm)	A-B (mm)	C (mm)	ØD (Øx Øxmm)	AĞIRLIK Weight(kg)
		PS900.45.00	Komple Makas		100	"Ø20xØ57 x84-70 "	93,000
		PS900.45.01	80x25	800-800	P. BURÇLU		27,000
		PS900.45.02	80x25	1090-855	P. KIVRIK		18,800
		PS900.45.03	80x34	640-655	P. DÜZ		23,000
		PS900.45.04	80x34	645-660	P. DÜZ		23,000



Ref. No. : 387043011301

Avrupa Kodu:

PS900.04.00	ISUZU TURKUAZ ARKA	Dikmen No	M (mm)	A-B (mm)	C (mm)	ØD (Øx Øxmm)	AĞIRLIK Weight(kg)
		PS900.04.00	Komple Makas		60	"38,5x31-45 x32x80-24"	32,000
		PS900.04.01	70x36	675-413	P. BURÇLU		17,300
		PS900.04.02	70x36	875-100	P. KIVRIK		11,400



Ref. No. :

Avrupa Kodu:


PS900.21.00	ISUZU NOVO ARKA	Dikmen No	M (mm)	A-B (mm)	C (mm)	ØD (Øx Øxmm)	AĞIRLIK Weight(kg)
		PS900.21.00	Komple Makas		32	"72xØ60x Ø30,10 "	21,500
		PS900.21.01	70x40	500-410	P. BURÇLU		21,300



Ref. No. :

Avrupa Kodu:

KS900.01.00	ISUZU NKR 2,8 ÖN	Dikmen No	M (mm)	A-B (mm)	C (mm)	ØD (Øx Øxmm)	AĞIRLIK Weight(kg)
		KS900.01.00	Komple Makas		90	"Ø22xØ43 x38-29"	21,000
		KS900.01.01	60x8	570-570	K. BURÇLU		6,100
		KS900.01.02	60x8	630-575	K. KIVRIK		4,320
		KS900.01.03	60x9	460-460	K. SÜZME		3,660
		KS900.01.04	60x9	360-360	K. SÜZME		2,860
		KS900.01.05	60x9	260-260	K. SÜZME		2,020
		KS900.01.06	60x9	160-160	K. SÜZME	1,200	



Ref. No. :

Avrupa Kodu:

KS900.02.00	ISUZU NKR 2,8 ARKA	Dikmen No	M (mm)	A-B (mm)	C (mm)	ØD (Øx Øxmm)	AĞIRLIK Weight(kg)
		KS900.02.00	Komple Makas		115	"Ø22xØ43 x38-29"	32,000
		KS900.02.01	70x10	600-600	K. BURÇLU		9,000
		KS900.02.02	70x11	664-606	K. KIVRIK		7,220
		KS900.02.03	70x11	470-470	K. SÜZME		5,230
		KS900.02.04	70x16	380-380	K. SÜZME		6,000
		KS900.02.05	70x16	240-240	K. SÜZME	3,200	




Ref. No. :


Avrupa Kodu:



A :Sağ Mesafe / Right Distance
 B :Sol Mesafe / Left Distance
 C :Kavis- Ticari Sınıf / Curve- Commercial Class
 D :Burç Ölçüleri / Bush Dimension
 M :Malzeme Ebatı / Material Dimension

KS900.03.00	ISUZU NPR 3,9 ÖN	Dikmen No	M (mm)	A-B (mm)	C (mm)	ØD (Øx Øxmm)	AĞIRLIK Weight(kg)
	KS900.03.00	Komple Makas			120	"Ø16xØ42 x81-72"	27,000
	KS900.03.01	70x9	570-570	K. BURÇLU	7,400		
	KS900.03.02	70x9	630-575	K. KIVRIK	5,650		
	KS900.03.03	70x9	450-450	K. SÜZME	4,160		
	KS900.03.04	70x9	360-360	K. SÜZME	3,280		
	KS900.03.05	70x9	270-270	K. SÜZME	2,360		
	KS900.03.06	70x9	180-180	K. SÜZME	1,350		
	KS900.03.07	70x9	90-90	K. DÜZ	0,890		
Ref. No. : 89434-31050		Avrupa Kodu:					

KS900.03.00.T	ISUZU NPR 3,9 ÖN (TAKVİYELİ)	Dikmen No	M (mm)	A-B (mm)	C (mm)	ØD (Øx Øxmm)	AĞIRLIK Weight(kg)
	KS900.03.00.T	Komple Makas			120	"Ø16xØ42 x81-72"	30,000
	KS900.03.01	70x9	570-570	K. BURÇLU	7,400		
	KS900.03.02	70x9	630-575	K. KIVRIK	5,650		
	KS900.03.03.T	70x9	500-520	K. SÜZME	4,700		
	KS900.03.03	70x9	450-450	K. SÜZME	4,160		
	KS900.03.04	70x9	360-360	K. SÜZME	3,280		
	KS900.03.05	70x9	270-270	K. SÜZME	2,360		
	KS900.03.06	70x9	180-180	K. SÜZME	1,540		
KS900.03.07	70x9	90-90	K. DÜZ	0,890			
Ref. No. :		Avrupa Kodu:					

KS900.04.00	ISUZU NPR 3,9 ARKA	Dikmen No	M (mm)	A-B (mm)	C (mm)	ØD (Øx Øxmm)	AĞIRLIK Weight(kg)
	KS900.04.00	Komple Makas			136 / 52	70xØ30x Ø25,30 "Ø16xØ40 x44-33"	49,200
	KS900.05.01	70x10	485-485	K.DÜZ	4,700		
	KS900.05.02	70x10	425-425	K.DÜZ	4,590		
	KS900.05.03	70x10	350-350	K. SÜZME	3,520		
	KS900.05.04	70x10	260-260	K. SÜZME	2,600		
	KS900.05.05	70x10	170-170	K. SÜZME	1,600		
	KS900.05.06	70x9	73-73	K.DÜZ	0,700		
	KS900.04.01	70x11	625-625	K. BURÇLU	9,700		
	KS900.04.02	70x11	685-630	K. KIVRIK	7,490		
	KS900.04.03	70x11	480-480	K. SÜZME	5,420		
	KS900.04.04	70x11	360-360	K. SÜZME	4,000		
	KS900.04.05	70x11	240-240	K. SÜZME	2,630		
	KS900.04.06	70x10	120-120	K. DÜZ	1,290		
	Ref. No. :		Avrupa Kodu:				



A :Sağ Mesafe / Right Distance
 B :Sol Mesafe / Left Distance
 C :Kavis- Ticari Sınıf / Curve- Commercial Class
 D :Burç Ölçüleri / Bush Dimension
 M :Malzeme Ebatı / Material Dimension

KS900.04.00.T	ISUZU NPR 3,9 ARKA (TAKVİYELİ)	Dikmen No	M (mm)	A-B (mm)	C (mm)	ØD (ØxØxmm)	AĞIRLIK Weight(kg)
		KS900.04.00.T	Komple Makas		136 / 52		56,400
		KS900.05.01	70x10	485-485	K. DÜZ		4,700
		KS900.05.02	70x10	425-425	K. DÜZ		4,590
		KS900.05.03	70x10	350-350	K. SÜZME		3,520
		KS900.05.04	70x10	260-260	K. SÜZME		2,600
		KS900.05.05	70x10	170-170	K. SÜZME		1,600
		KS900.05.06	70x9	73-73	K. DÜZ	70xØ30x Ø25,30	0,700
		KS900.04.01	70x11	625-625	K. BURÇLU		9,700
		KS900.04.02	70x11	685-630	K. KIVRIK	"Ø16xØ40 x44-33"	7,490
		KS900.04.03.T	70x11	610-610	K. SÜZME		6,840
		KS900.04.03	70x11	480-480	K. SÜZME		5,420
		KS900.04.04	70x11	360-360	K. SÜZME		4,000
		KS900.04.05	70x11	240-240	K. SÜZME		2,630
		KS900.04.06	70x10	120-120	K. DÜZ		1,290

Ref. No. :

Avrupa Kodu:

KS900.06.00	ISUZU NPR 4.8 ŞAMPİYON ÖN	Dikmen No	M (mm)	A-B (mm)	C (mm)	ØD (ØxØxmm)	AĞIRLIK Weight(kg)
		KS900.06.00	Komple Makas		90		26,500
		KS900.06.01	70x9	570-570	K. BURÇLU	"Ø18xØ42 x81-72"	7,800
		KS900.06.02	70x9	630-575	K. KIVRIK	"Ø16xØ40 x44-33"	5,510
		KS900.06.03	70x9	444-444	K. SÜZME		4,140
		KS900.06.04	70x9	365-365	K. SÜZME		3,320
		KS900.06.05	70x9	285-285	K. SÜZME		2,590
		KS900.06.06	70x9	205-205	K. SÜZME		1,790
		KS900.06.07	70x9	120-125	K. SÜZME		0,900


Ref. No. : 89709-24460

Avrupa Kodu:

KS900.07.00	ISUZU NPR 4.8 ŞAMPİYON ARKA	Dikmen No	M (mm)	A-B (mm)	C (mm)	ØD (ØxØxmm)	AĞIRLIK Weight(kg)
		KS900.07.00	Komple Makas		120		69,000
		KS900.08.01	70x9	485-485	K. DÜZ		4,760
		KS900.08.02	70x9	425-425	K. DÜZ		4,140
		KS900.08.03	70x9	330-330	K. DÜZ		3,160
		KS900.08.04	70x9	280-280	K. DÜZ		2,600
		KS900.08.05	70x9	230-230	K. DÜZ		2,240
		KS900.08.06	70x9	180-180	K. DÜZ		1,750
		KS900.08.07	70x9	130-130	K. DÜZ		1,000
		KS900.08.08	70x10	38-38	K. DÜZ		0,400
		KS900.08.09	70x10	38-38	K. DÜZ	"Ø18xØ42 x81-72"	0,400
		KS900.07.01	70x11	625-625	K. BURÇLU		9,800
		KS900.07.02	70x11	690-630	K. KIVRIK	"Ø16xØ40 x44-33"	7,470
		KS900.07.03	70x10	515-515	K. DÜZ		5,560
		KS900.07.04	70x10	455-455	K. DÜZ		4,920
		KS900.07.05	70x10	425-425	K. DÜZ		4,480
		KS900.07.06	70x10	390-390	K. DÜZ		4,100
		KS900.07.07	70x10	340-340	K. DÜZ		3,690
		KS900.07.08	70x10	290-290	K. DÜZ		3,100
		KS900.07.09	70x10	240-240	K. DÜZ		2,560
		KS900.07.10	70x10	190-190	K. DÜZ		2,040

Ref. No. : 89707-32241

Avrupa Kodu:



A :Sağ Mesafe / Right Distance
 B :Sol Mesafe / Left Distance
 C :Kavis- Ticari Sınıf / Curve- Commercial Class
 D :Burç Ölçüleri / Bush Dimension
 M :Malzeme Ebatı / Material Dimension

KS900.09.00	ISUZU NORM ÖN	Dikmen No	M (mm)	A-B (mm)	C (mm)	ØD (Øx Øxmm)	AĞIRLIK Weight(kg)
		KS900.09.00	Komple Makas		105	"Ø42 Ø40"	37,000
		KS900.09.01	70x10	650-650	K. KIVRIK		8,800
		KS900.09.02	70x11	710-650	K. KIVRIK		8,200
		KS900.09.03	70x11	500-500	K. SÜZME		5,800
		KS900.09.04	70x11	410-410	K. SÜZME		4,700
		KS900.09.05	70x11	320-320	K. SÜZME		3,600
		KS900.09.06	70x11	230-230	K. SÜZME		2,500
		KS900.09.07	70x11	140-140	K. SÜZME		1,600

Ref. No. :

Avrupa Kodu:

KS900.10.00	ISUZU NORM ARKA	Dikmen No	M (mm)	A-B (mm)	C (mm)	ØD (Øx Øxmm)	AĞIRLIK Weight(kg)
		KS900.10.00	Komple Makas		120/50	"Ø42 Ø40"	64,000
		KS900.10.01.M	70x10	485-485	K. DÜZ		5,300
		KS900.10.02.M	70x10	425-425	K. DÜZ		4,600
		KS900.10.03.M	70x10	330-330	K. DÜZ		3,600
		KS900.10.04.M	70x10	275-275	K. DÜZ		2,800
		KS900.10.05.M	70x10	205-205	K. DÜZ		2,000
		KS900.10.06.M	70x10	100-100	K. DÜZ		0,900
		KS900.10.01	70x12	675-675	K. KIVRIK		10,480
		KS900.10.02	70x13	747-680	K. KIVRIK		9,800
		KS900.10.03	70x12	540-540	K. SÜZME		6,800
		KS900.10.04	70x12	450-450	K. SÜZME		5,600
		KS900.10.05	70x12	360-360	K. SÜZME		4,500
		KS900.10.06	70x12	270-270	K. SÜZME		3,300
		KS900.10.07	70x12	180-180	K. SÜZME		2,300

Ref. No. :

Avrupa Kodu:

KS900.11.00	ISUZU NORM İLAVE DİNGİL	Dikmen No	M (mm)	A-B (mm)	C (mm)	ØD (Øx Øxmm)	AĞIRLIK Weight(kg)
		KS900.11.00	Komple Makas		100	"Ø30 Ø40"	25,000
		KS900.11.01	70x8	405-675	K. KIVRIK		5,570
		KS900.11.02	70x8	465-680	K. KIVRIK		4,790
		KS900.11.03	70x8	335-580	K. SÜZME		3,740
		KS900.11.04	70x8	280-495	K. SÜZME		3,180
		KS900.11.05	70x8	210-405	K. SÜZME		2,500
		KS900.11.06	70x8	140-330	K. SÜZME		1,600
		KS900.11.07	70x8	140-220	K. SÜZME		1,000

Ref. No. :

Avrupa Kodu:

KS900.12.00	ISUZU KB ARKA	Dikmen No	M (mm)	A-B (mm)	C (mm)	ØD (Øx Øxmm)	AĞIRLIK Weight(kg)
		KS900.12.00	Komple Makas		165	"Ø30 Ø40"	
		KS900.12.01	60x8	650-550	K. KIVRIK		5,400

Ref. No. :

Avrupa Kodu:


KS900.13.00	ISUZU KS ÖN	Dikmen No	M (mm)	A-B (mm)	C (mm)	ØD (Øx Øxmm)	AĞIRLIK Weight(kg)
		KS900.13.00	Komple Makas		80	Ø30	
		KS900.13.01	70x8	570-570	K. KIVRIK		6,000
		KS900.13.02	70x8	620-575	K. KIVRIK		5,200

Ref. No. :

Avrupa Kodu:




A :Sağ Mesafe / Right Distance
 B :Sol Mesafe / Left Distance
 C :Kavis- Ticari Sınıf / Curve- Commercial Class
 D :Burç Ölçüleri / Bush Dimension
 M :Malzeme Ebatı / Material Dimension

KS900.14.00	ISUZU KS ARKA	Dikmen No	M (mm)	A-B (mm)	C (mm)	ØD (ØxØxmm)	AĞIRLIK Weight(kg)
	KS900.14.00	Komple Makas			115	Ø30	
	KS900.14.01	70x11	650-650	K. KIVRIK			9,300
	KS900.14.02	70x11	710-660	K. KIVRIK			8,200


Ref. No. :

Avrupa Kodu:

KS900.16.00	ISUZU LO ARKA (ÇİFT ÇEKER)	Dikmen No	M (mm)	A-B (mm)	C (mm)	ØD (ØxØxmm)	AĞIRLIK Weight(kg)
	KS900.16.00	Komple Makas			112	Ø42	27,000
	KS900.16.01	70x12	590-610	K. KIVRIK			9,540
	KS900.16.02	70x12	680-600	K. KIVRIK			7,940
	KS900.16.K	70x18	450-450	K. SÜZME			7,690

Ref. No. :

Avrupa Kodu:

KS900.45.00	ISUZU NQR ARKA (8 TEKER)	Dikmen No	M (mm)	A-B (mm)	C (mm)	ØD (ØxØxmm)	AĞIRLIK Weight(kg)
	KS900.45.00	Komple Makas			60	81xØ42xØ18	
	KS900.45.01	70x9	675-450	K. BURÇLU			6,700
	KS900.45.02	70x9	740-450	K. KIVRIK			5,500
	KS900.45.03	70x10	585-450	K. SÜZME			5,480
	KS900.45.04	70x10	490-320	K. SÜZME			4,160
	KS900.45.05	70x10	400-230	K. SÜZME			3,200


Ref. No. :

Avrupa Kodu:

KS900.17.00	ISUZU TFR ARKA	Dikmen No	M (mm)	A-B (mm)	C (mm)	ØD (ØxØxmm)	AĞIRLIK Weight(kg)
	KS900.17.00	Komple Makas			50		
	KS900.17.K	60x18	380-450	P. DÜZ			5,900


Ref. No. :

Avrupa Kodu:

KS900.46.00	ISUZU ÇİFT KABİN ARKA (Y.M.)	Dikmen No	M (mm)	A-B (mm)	C (mm)	ØD (ØxØxmm)	AĞIRLIK Weight(kg)
	KS900.46.00	Komple Makas			150	"Ø40 Ø30"	
	KS900.46.01	60x7	600-600	K. KIVRIK			4,800

Ref. No. :

Avrupa Kodu:

KS900.50.00	ISUZU ÇİFT KABİN ARKA	Dikmen No	M (mm)	A-B (mm)	C (mm)	ØD (ØxØxmm)	AĞIRLIK Weight(kg)
	KS900.50.00	Komple Makas			140	"Ø40 Ø30"	
	KS900.50.01	70x7	515-680	K. KIVRIK			5,500
	KS900.50.02	70x7	560-690	K. KIVRIK			4,400

Ref. No. :

Avrupa Kodu:



A :Sağ Mesafe / Right Distance
 B :Sol Mesafe / Left Distance
 C :Kavis- Ticari Sınıf / Curve- Commercial Class
 D :Burç Ölçüleri / Bush Dimension
 M :Malzeme Ebatı / Material Dimension

KS900.51.00	ISUZU D'MAX ARKA (E.M.)	Dikmen No	M (mm)	A-B (mm)	C (mm)	ØD (Øx Øxmm)	AĞIRLIK Weight(kg)
		KS900.51.00	Komple Makas		170	"d16xØ40 x35x28"	23,500
		KS900.51.01	60x7	600-600	K. BURÇLU	"d18xØ32 x38x29"	4,600
		KS900.51.02	60x7	640-605	K. KIVRIK		3,920
		KS900.51.03	60x7	510-510	K. SÜZME		3,180
		KS900.51.04	60x7	470-470	K. SÜZME		2,700
		KS900.51.05	60x11	390-390	K. SÜZME		3,900
		KS900.51.06	60x11	270-270	K. SÜZME		2,730
		KS900.51.07	60x11	180-180	K. SÜZME		1,800
Ref. No. :		Avrupa Kodu:					

KS900.66.00	ISUZU NQR ARKA Y.M (10 TEKER)	Dikmen No	M (mm)	A-B (mm)	C (mm)	ØD (Øx Øxmm)	AĞIRLIK Weight(kg)
		KS900.66.00	Komple Makas		65	"Ø18x72x Ø42xØ18"	28,500
		KS900.66.01	70x10	675-450	K. BURÇLU		7,000
		KS900.66.02	70x10	750-450	K. KIVRIK		6,200
		KS900.66.03	70x10	585-450	K.SÜZME		5,200
		KS900.66.04	70x10	490-320	K.SÜZME		4,160
		KS900.66.05	70x10	400-230	K.SÜZME		3,200
		KS900.66.06	70x10	310-140	K.SÜZME		2,300
Ref. No. :		Avrupa Kodu:					

KS900.76.00	ISUZU NNR LONG ARKA	Dikmen No	M (mm)	A-B (mm)	C (mm)	ØD (Øx Øxmm)	AĞIRLIK Weight(kg)
		KS900.76.00	Komple Makas		55	"Ø18xØ42 x81-72"	9,700
		KS900.76.01	70x11	650-650	K. BURÇLU		
						"Ø16xØ40 x44x33"	
Ref. No. :		Avrupa Kodu:					

KS900.81.00	ISUZU ARKA	Dikmen No	M (mm)	A-B (mm)	C (mm)	ØD (Øx Øxmm)	AĞIRLIK Weight(kg)
		KS900.81.00	Komple Makas		130	"Ø16xØ42 x81x72"	9,500
		KS900.81.01	70x11	625-625	K. BURÇLU		
		KS900.81.02	70x11	690-630	K. KIVRIK		
Ref. No. :	89707-32240	Avrupa Kodu:					

KS900.95.00	ISUZU ÖN	Dikmen No	M (mm)	A-B (mm)	C (mm)	ØD (Øx Øxmm)	AĞIRLIK Weight(kg)
		KS900.95.00	Komple Makas		100	"Ø16xØ42 x81x72"	27,000
		KS900.95.01	70x10	570-570	K. BURÇLU		7,900
		KS900.95.02	70x10	630-575	K. KIVRIK	"Ø16xØ40 x44x33"	6,600
		KS900.95.03	70x9	444-444	K. SÜZME		4,200
		KS900.95.04	70x9	365-365	K. SÜZME		3,450
		KS900.95.05	70x9	285-285	K. SÜZME		2,650
		KS900.95.06	70x9	205-205	K. SÜZME		1,850
		KS900.95.07	70x9	125-125	K. SÜZME		1,000
Ref. No. :		Avrupa Kodu:					



A :Sağ Mesafe / Right Distance
 B :Sol Mesafe / Left Distance
 C :Kavis- Ticari Sınıf / Curve- Commercial Class
 D :Burç Ölçüleri / Bush Dimension
 M :Malzeme Ebatı / Material Dimension

KS901.05.00	ISUZU NORM İLAVE (8 TEKER)	Dikmen No	M (mm)	A-B (mm)	C (mm)	ØD (ØxØxmm)	AĞIRLIK Weight(kg)
		KS901.05.00	Komple Makas		120/80	Ø16XØ42	55,600
		KS901.05.01.M	70x10	450-450	K. DÜZ	X81X72	4,900
		KS901.05.02.M	70x10	400-400	K. SÜZME	Ø18XØ40	4,200
		KS901.05.03.M	70x10	300-300	K. SÜZME	X38X31	3,100
		KS901.05.01	70x12	635-635	K. KIVRIK		10,300
		KS901.05.02	70x13	705-705	K. KIVRIK		9,200
		KS901.05.03	70x12	560-560	K. SÜZME		7,100
		KS901.05.04	70x12	500-500	K. SÜZME		6,300
		KS901.05.05	70x12	440-440	K. SÜZME		5,500
		KS901.05.06	70x12	380-380	K. SÜZME		4,750

Ref. No. :

Avrupa Kodu:

KS901.02.00	ISUZU D'MAX ARKA	Dikmen No	M (mm)	A-B (mm)	C (mm)	ØD (ØxØxmm)	AĞIRLIK Weight(kg)
		KS901.02.00	Komple Makas		110	" Ø14xØ40	
		KS901.02.01	60x8	610-750	K. BURÇLU	x73x60"	6,100
		KS901.02.02	60x8	656-755	K. KIVRIK	"Ø18xØ30	5,250
						x36-30"	

Ref. No. :

Avrupa Kodu:

KS901.06.00	ISUZU D'MAX ARKA	Dikmen No	M (mm)	A-B (mm)	C (mm)	ØD (ØxØxmm)	AĞIRLIK Weight(kg)
		KS901.06.00	Komple Makas		145	"Ø40	
		KS901.06.01	60x8	610-740	K. KIVRIK	Ø33"	6,050
		KS901.06.02	60x8	680-750	K. KIVRIK		5,300

Ref. No. :

Avrupa Kodu:

KS901.08.00	ISUZU NNR ÖN	Dikmen No	M (mm)	A-B (mm)	C (mm)	ØD (ØxØxmm)	AĞIRLIK Weight(kg)
		KS901.08.00	Komple Makas		120		
		KS901.08.01	60x8	580-560	K. KIVRIK	Ø43	5,200

Ref. No. :

Avrupa Kodu:

KS901.10.00	ISUZU NQR İLAVE DİNGİL	Dikmen No	M (mm)	A-B (mm)	C (mm)	ØD (ØxØxmm)	AĞIRLIK Weight(kg)
		KS901.10.00	Komple Makas		80	"Ø16xØ40	
		KS901.10.01	70x8	675-410	K. BURÇLU	x44x33"	5,800
						"Ø25,10x	
						Ø30x70"	


Ref. No. :

Avrupa Kodu:

KS901.49.00	ISUZU TURKUAZ ÖN	Dikmen No	M (mm)	A-B (mm)	C (mm)	ØD (ØxØxmm)	AĞIRLIK Weight(kg)
		KS901.49.00	Komple Makas		65	"Ø42	
		KS901.49.01	70x11	650-650	K. KIVRIK	Ø40"	9,700
		KS901.49.02	70x11	710-655	K. KIVRIK		8,200

Ref. No. :

Avrupa Kodu:



A :Sağ Mesafe / Right Distance
 B :Sol Mesafe / Left Distance
 C :Kavis- Ticari Sınıf / Curve- Commercial Class
 D :Burç Ölçüleri / Bush Dimension
 M :Malzeme Ebatı / Material Dimension

KS901.35.00	ISUZU NPR ARKA	Dikmen No	M (mm)	A-B (mm)	C (mm)	ØD (Øx Øxmm)	AĞIRLIK Weight(kg)
		KS901.35.00	Komple Makas		97	"Ø18xØ42x81x72"	51,100
		KS901.35.01	70x11	625-625	K. BURÇLU	"Ø16xØ40x44x33"	9,300
		KS901.35.02	70x11	705-630	K. KIVRIK		8,000
		KS901.35.03	70x11	515-515	K. DÜZ		6,150
		KS901.35.04	70x10	455-455	K. DÜZ		5,000
		KS901.35.05	70x10	425-425	K. DÜZ		4,600
		KS901.35.06	70x10	390-390	K. DÜZ		4,200
		KS901.35.07	70x10	340-340	K. DÜZ		3,700
		KS901.35.08	70x10	290-290	K. DÜZ		3,150
		KS901.35.09	70x10	240-240	K. DÜZ		2,600
		KS901.35.10	70x10	190-190	K. DÜZ		2,100
		KS901.35.11	70x11	95-95	K. DÜZ		1,150
		KS901.35.12	70x11	95-95	K. DÜZ		1,150

Ref. No. : 3777781040

Avrupa Kodu:

KS901.52.00	ISUZU NLR ARKA	Dikmen No	M (mm)	A-B (mm)	C (mm)	ØD (Øx Øxmm)	AĞIRLIK Weight(kg)
		KS901.52.00	Komple Makas		100	"Ø18xØ42x81x72"	10,000
		KS901.52.01	70x12	570-630	K. BURÇLU	"Ø16xØ40x44x33"	8,300
		KS901.52.02	70x12	640-630	K. KIVRIK		

Ref. No. :

Avrupa Kodu:

KS901.57.00	ISUZU 700P ARKA	Dikmen No	M (mm)	A-B (mm)	C (mm)	ØD (Øx Øxmm)	AĞIRLIK Weight(kg)
		KS901.57.00	Komple Makas		60	"Ø18xØ42x81x72"	9,700
		KS901.57.01	70x11	650-650	K. BURÇLU	"Ø16xØ40x44x33"	9,000
		KS901.57.02	70x12	725-650	K. KIVRIK		

Ref. No. :

Avrupa Kodu:

KS901.70.00	ISUZU D MAX ARKA (TEK KABİN)	Dikmen No	M (mm)	A-B (mm)	C (mm)	ØD (Øx Øxmm)	AĞIRLIK Weight(kg)
		KS901.70.00	Komple Makas		130	"Ø39,8xØ29,8"	6,500
		KS901.70.01	60x9	650-650	K. KIVRIK		

Ref. No. : 89707-32240

Avrupa Kodu:

KS901.72.00	ISUZU ARKA	Dikmen No	M (mm)	A-B (mm)	C (mm)	ØD (Øx Øxmm)	AĞIRLIK Weight(kg)
		KS901.72.00	Komple Makas		172	"Ø14xØ40x70x60"	20,000
		KS901.72.01	60x7	600-600	K. BURÇLU	"Ø17xØ29x37-30"	4,800
		KS901.72.02	60x7	550-550	K. KIVRIK		3,600
		KS901.72.03	60x7	500-500	K. DÜZ		3,200
		KS901.72.04	60x7	450-450	K. DÜZ		2,900
		KS901.72.05	60x16	380-380	K.SÜZME		4,500

Ref. No. : 8979468160

Avrupa Kodu: 25890700




OTOMOTİV SANAYİ ve TİC. LTD. ŞTİ.

www.dikmenotomotiv.com.tr

HYUNDAI




A :Sağ Mesafe / Right Distance
 B :Sol Mesafe / Left Distance
 C :Kavis- Ticari Sınıf / Curve- Commercial Class
 D :Burç Ölçüleri / Bush Dimension
 M :Malzeme Ebatı / Material Dimension

KS900.18.00	HYUNDAI H 100 MİNÜBÜS ARKA (GÜBEKLİ)	Dikmen No	M (mm)	A-B (mm)	C (mm)	ØD (Øx Øxmm)	AĞIRLIK Weight(kg)
	KS900.18.00	Komple Makas		135	"Ø14xØ55 x80x70"	22,000	
	KS900.18.01.j	70x8	515-685	K. BURÇLU		7,240	
	KS900.18.02	70x7	525-695	K. DÜZ	"Ø16xØ28 x42x35"	4,500	
	KS900.18.03	70x8	530-400	K. DÜZ		4,000	
	KS900.18.04	70x14	320-430	K. SÜZME		5,250	


Ref. No. :

Avrupa Kodu:

KS900.19.00	HYUNDAI KAMYONET ARKA 6'LI (TAKVİYELİ)	Dikmen No	M (mm)	A-B (mm)	C (mm)	ØD (Øx Øxmm)	AĞIRLIK Weight(kg)
	KS900.19.00	Komple Makas		140		Ø28	
	KS900.19.01	60x8	520-685	K. KIVRIK		5,100	
	KS900.19.02.T	60x8	570-735	K. KIVRIK		4,880	
	KS900.19.02	60x8	525-695	K. DÜZ		4,500	


Ref. No. :

Avrupa Kodu:

KS900.20.00	HYUNDAI ARKA	Dikmen No	M (mm)	A-B (mm)	C (mm)	ØD (Øx Øxmm)	AĞIRLIK Weight(kg)
	KS900.20.00	Komple Makas		135	"Ø14xØ55 x80x70"	22,000	
	KS900.20.01	70x8	515-685	K. BURÇLU		7,240	
	KS900.20.02	70x7	525-695	K. DÜZ	"Ø16xØ28 x42x38"	4,500	
	KS900.20.03	70x8	530-400	K. DÜZ		4,000	
	KS900.20.04	70x14	430-320	K. SÜZME		5,250	

Ref. No. :

Avrupa Kodu:

KS900.21.00	HYUNDAI STAREX ARKA	Dikmen No	M (mm)	A-B (mm)	C (mm)	ØD (Øx Øxmm)	AĞIRLIK Weight(kg)
	KS900.21.00	Komple Makas		135	"Ø16xØ55 x80x70"	24,500	
	KS900.21.01	70x9	515-685	K. BURÇLU		8,000	
	KS900.21.02	70x9	525-695	K. DÜZ	"Ø16xØ28 x42x38"	5,800	
	KS900.21.03	70x9	425-535	K. DÜZ		4,520	
	KS900.21.04	70x14	320-430	K. SÜZME		5,250	

Ref. No. :

Avrupa Kodu:

KS900.62.00	HYUNDAI HD 72 ÖN	Dikmen No	M (mm)	A-B (mm)	C (mm)	ØD (Øx Øxmm)	AĞIRLIK Weight(kg)
	KS900.62.00	Komple Makas		105	"Ø44 Ø43"	29,000	
	KS900.62.01	70x11	600-600	K. KIVRIK		8,600	
	KS900.62.02	70x11	670-600	K. KIVRIK		7,100	
	KS900.62.03	70x10	485-485	K. SÜZME		5,200	
	KS900.62.04	70x10	345-345	K. SÜZME		3,700	
	KS900.62.05	70x11	220-220	K. SÜZME		2,500	
	KS900.62.06	70x5	55-55	SAC		0,400	


Ref. No. :


Avrupa Kodu:



A :Sağ Mesafe / Right Distance
 B :Sol Mesafe / Left Distance
 C :Kavis- Ticari Sınıf / Curve- Commercial Class
 D :Burç Ölçüleri / Bush Dimension
 M :Malzeme Ebatı / Material Dimension

KS900.64.00	HYUNDAI HD 72 ARKA	Dikmen No	M (mm)	A-B (mm)	C (mm)	ØD (ØxØxmm)	AĞIRLIK Weight(kg)
		KS900.64.00	Komple Makas		90/60		52,000
		KS900.64.M01	70x12	495-495	P. DÜZ		6,200
		KS900.64.M02	70x12	495-495	P. DÜZ		6,200
		KS900.64.M03	70x11	460-460	P. DÜZ		5,300
		KS900.64.M04	70x10	70-70	K. DÜZ		0,750
		KS900.64.01	70x10	625-625	K. BURÇLU	"69xØ34x Ø27,80"	8,250
		KS900.64.02	70x11	690-625	K. KIVRIK		7,800
		KS900.64.03	70x11	515-515	K. DÜZ		5,750
		KS900.64.04	70x11	405-405	K. DÜZ		4,550
		KS900.64.05	70x11	320-320	K. DÜZ		3,300
		KS900.64.06	70x11	240-240	K. DÜZ		2,000
Ref. No. :	Avrupa Kodu:						

KS900.68.00	HYUNDAI H1 ARKA	Dikmen No	M (mm)	A-B (mm)	C (mm)	ØD (ØxØxmm)	AĞIRLIK Weight(kg)
		KS900.68.00	Komple Makas		145		
		KS900.68.01	70x9	525-675	K. KIVRIK	"Ø59 Ø38"	7,600
Ref. No. :	Avrupa Kodu:						

KS901.60.00	HYUNDAI ÖN	Dikmen No	M (mm)	A-B (mm)	C (mm)	ØD (ØxØxmm)	AĞIRLIK Weight(kg)
		KS901.60.00	Komple Makas		103		27,500
		KS901.60.01	70x10	600-600	K. BURÇLU	"Ø43x Ø39,8x70 "	8,300
		KS901.60.02	70x10	660-605	K. KIVRIK		6,950
		KS901.60.03	70x11	450-450	K.SÜZME		5,200
		KS901.60.04	70x11	315-315	K.SÜZME		3,500
		KS901.60.05	70x11	195-195	K.SÜZME		2,100
		KS901.60.06	70x8x3	57,5-57,5	M. SIFIR		0,500
Ref. No. : HUE541105H500	Avrupa Kodu: 25890100						



OTOMOTİV SANAYİ ve TİC. LTD. ŞTİ.

www.dikmenotomotiv.com.tr

KIA



A :Sağ Mesafe / Right Distance
 B :Sol Mesafe / Left Distance
 C :Kavis- Ticari Sınıf / Curve- Commercial Class
 D :Burç Ölçüleri / Bush Dimension
 M :Malzeme Ebatı / Material Dimension

PS900.18.00	KIA 4000 ÖN	Dikmen No	M (mm)	A-B (mm)	C (mm)	ØD (Øx Øxmm)	AĞIRLIK Weight(kg)
		PS900.18.00	Komple Makas		140	"Ø44 Ø33"	
		PS900.18.01	70x13	600-600	P. KIVRIK		7,500
		PS900.18.02	70x13	600-600	P. DÜZ		6,900

Ref. No. :

Avrupa Kodu:

PS900.20.00	KIA ÖN	Dikmen No	M (mm)	A-B (mm)	C (mm)	ØD (Øx Øxmm)	AĞIRLIK Weight(kg)
		PS900.20.00	Komple Makas		150	"Ø44 Ø33"	
		PS900.20.01	70x13	600-600	P. KIVRIK		7,500
		PS900.20.02	70x13	660-600	P. DÜZ		7,100

Ref. No. :

Avrupa Kodu:

PS900.23.00	KIA ÖN	Dikmen No	M (mm)	A-B (mm)	C (mm)	ØD (Øx Øxmm)	AĞIRLIK Weight(kg)
		PS900.23.00	Komple Makas		160	"Ø38 Ø33"	
		PS900.23.01	70x13	600-600	P. KIVRIK		7,500

Ref. No. :

Avrupa Kodu:

KS900.22.00	KIA BESTA ARKA	Dikmen No	M (mm)	A-B (mm)	C (mm)	ØD (Øx Øxmm)	AĞIRLIK Weight(kg)
		KS900.22.00	Komple Makas		155	Ø32-Ø40	
		KS900.22.01	60x8	650-550	K. KIVRIK		5,300
		KS900.22.02	60x8	600-500	K. SÜZME		3,900

Ref. No. :

Avrupa Kodu:

KS900.23.00	KIA CERES ÖN	Dikmen No	M (mm)	A-B (mm)	C (mm)	ØD (Øx Øxmm)	AĞIRLIK Weight(kg)
		KS900.23.00	Komple Makas		95	"Ø17xØ33 x37-29"	17,500
		KS900.23.01	60x10	600-600	K. KIVRIK		7,200
		KS900.23.02.S	60x10	470-470	K. SÜZME		4,000
		KS900.23.03	60x10	350-350	K. SÜZME		2,900
		KS900.23.04	60x10	220-220	K. SÜZME		1,800

Ref. No. :

Avrupa Kodu:

KS900.24.00	KIA CERES ARKA	Dikmen No	M (mm)	A-B (mm)	C (mm)	ØD (Øx Øxmm)	AĞIRLIK Weight(kg)
		KS900.24.00	Komple Makas		135	Ø32	
		KS900.24.01	60x10	660-540	K. KIVRIK		6,500
		KS900.24.02	60x10	660-540	K. DÜZ		5,300
		KS900.24.03	60x10	480-600	K. DÜZ		4,580

Ref. No. :

Avrupa Kodu:

KS900.25.00	KIA COBRA ÖN	Dikmen No	M (mm)	A-B (mm)	C (mm)	ØD (Øx Øxmm)	AĞIRLIK Weight(kg)
		KS900.25.00	Komple Makas		130	Ø33-Ø37	
		KS900.25.01	70x7	550-550	K. KIVRIK		5,000
		KS900.25.02	70x8	605-555	K. KIVRIK		4,700

Ref. No. :

Avrupa Kodu:



A :Sağ Mesafe / Right Distance
 B :Sol Mesafe / Left Distance
 C :Kavis- Ticari Sınıf / Curve- Commercial Class
 D :Burç Ölçüleri / Bush Dimension
 M :Malzeme Ebatı / Material Dimension

KS900.26.00	KIA COBRA ARKA	Dikmen No	M (mm)	A-B (mm)	C (mm)	ØD (Øx Øxmm)	AĞIRLIK Weight(kg)
		KS900.26.00	Komple Makas		90	Ø38-Ø33	
		KS900.26.01	70x10	600-600	K. KIVRIK		7,500
		KS900.26.02	70x10	665-600	K. KIVRIK		6,500
Ref. No. :		Avrupa Kodu:					

KS900.27.00	KIA BANGO ARKA (E.M.)	Dikmen No	M (mm)	A-B (mm)	C (mm)	ØD (Øx Øxmm)	AĞIRLIK Weight(kg)
		KS900.27.00	Komple Makas		170	Ø32	
		KS900.27.01	70x9	550-650	K. KIVRIK		7,000
		KS900.27.02	70x9	575-660	K. DÜZ		6,000
Ref. No. :		Avrupa Kodu:					

KS900.59.00	KIA BANGO ARKA (Y.M.)	Dikmen No	M (mm)	A-B (mm)	C (mm)	ØD (Øx Øxmm)	AĞIRLIK Weight(kg)
		KS900.59.00	Komple Makas		125	"Ø54,5 Ø38"	
		KS900.59.01	70x8	550-650	K. KIVRIK		6,700
		KS900.59.02	70x7	550-660	K. DÜZ		4,600
		KS900.59.03	70x7	470-560	K. DÜZ		3,900
Ref. No. :		Avrupa Kodu:					

KS900.78.00	KIA CERES ARKA	Dikmen No	M (mm)	A-B (mm)	C (mm)	ØD (Øx Øxmm)	AĞIRLIK Weight(kg)
		KS900.78.00	Komple Makas		133	Ø32	
		KS900.78.01	60x8	660-530	K. KIVRIK		5,300
Ref. No. :		Avrupa Kodu:					

KS900.79.00	KIA COBRA ÖN	Dikmen No	M (mm)	A-B (mm)	C (mm)	ØD (Øx Øxmm)	AĞIRLIK Weight(kg)
		KS900.79.00	Komple Makas		128	"Ø37 Ø33"	
		KS900.79.01	70x8	550-550	K. KIVRIK		5,950
		KS900.79.02	70x8	600-565	K. KIVRIK		5,100
Ref. No. :		Avrupa Kodu:					

KS900.96.00	KIA ARKA	Dikmen No	M (mm)	A-B (mm)	C (mm)	ØD (Øx Øxmm)	AĞIRLIK Weight(kg)
		KS900.96.00	Komple Makas		110	69x60x Ø48xØ17	15,000
		KS900.96.01	60x8	650-550	K. KIVRIK		5,800
		KS900.96.02	60x8	650-550	K.DÜZ		4,500
		KS900.96.03	60x8	575-475	K.DÜZ		3,950
Ref. No. :		Avrupa Kodu:					

Katalogda kullanılan resimler temsilidir. Siparişlerinizde katalogdaki bilgilerden faydalanınız.
 All original numbers, marks and forum vehicle manufactures listed in this catalogue are for comparison purposes only.




OTOMOTİV SANAYİ ve TİC. LTD. ŞTİ.

www.dikmenotomotiv.com.tr

MAZDA




A :Sağ Mesafe / Right Distance
 B :Sol Mesafe / Left Distance
 C :Kavis- Ticari Sınıf / Curve- Commercial Class
 D :Burç Ölçüleri / Bush Dimension
 M :Malzeme Ebatı / Material Dimension

KS900.28.00	MAZDA MİNİBÜS ARKA	Dikmen No	M (mm)	A-B (mm)	C (mm)	ØD (Øx Øxmm)	AĞIRLIK Weight(kg)
		KS900.28.00	Komple Makas		165	"Ø20xØ40-39x31"	14,500
		KS900.28.01	60x8	550-650	K. BURÇLU		6,000
		KS900.28.02	60x8	510-630	K. DÜZ	"Ø17xØ32-38x31"	4,190
		KS900.28.03	60x8	420-530	K. DÜZ		3,500


Ref. No. :

Avrupa Kodu:

KS900.67.00	MAZDA 2000 ARKA	Dikmen No	M (mm)	A-B (mm)	C (mm)	ØD (Øx Øxmm)	AĞIRLIK Weight(kg)
		KS900.67.00	Komple Makas		140	Ø31	
		KS900.67.01	60x7	670-540	K. KIVRIK		4,700
		KS900.67.02	60x8	630-510	K. DÜZ		4,250

Ref. No. :

Avrupa Kodu:

KS901.54.00	MAZDA 4X4 ARKA	Dikmen No	M (mm)	A-B (mm)	C (mm)	ØD (Øx Øxmm)	AĞIRLIK Weight(kg)
		KS901.54.00	Komple Makas		80	Ø31,8	5,400
		KS901.54.01	60x8	530-670	K. KIVRIK		

Ref. No. :

Avrupa Kodu:

TOYOTA



A :Sağ Mesafe / Right Distance
 B :Sol Mesafe / Left Distance
 C :Kavis- Ticari Sınıf / Curve- Commercial Class
 D :Burç Ölçüleri / Bush Dimension
 M :Malzeme Ebatı / Material Dimension

PS900.19.00	TOYOTA COASTER ARKA	Dikmen No	M (mm)	A-B (mm)	C (mm)	ØD (ØxØxmm)	AĞIRLIK Weight(kg)
		PS900.19.00	Komple Makas		140	"Ø16xØ60 x88x69"	12,500
		PS900.19.01	70x19	695-700	P. BURÇLU		
		PS900.19.02	70x19	780-700	P. KIVRIK		

Ref. No. :

Avrupa Kodu:

PS900.35.00	TOYOTA ROSA ÖN	Dikmen No	M (mm)	A-B (mm)	C (mm)	ØD (ØxØxmm)	AĞIRLIK Weight(kg)
		PS900.35.00	Komple Makas		80	Ø40	
		PS900.35.01	70x14	600-600	P. KIVRIK		
		PS900.35.02	70x14	660-610	P. KIVRIK		
		PS900.35.03	70x14	610-610	P. DÜZ		

Ref. No. :

Avrupa Kodu:

PS900.36.00	TOYOTA ROSA ARKA	Dikmen No	M (mm)	A-B (mm)	C (mm)	ØD (ØxØxmm)	AĞIRLIK Weight(kg)
		PS900.36.00	Komple Makas		125	Ø40	
		PS900.36.01	70x16	675-675	P. KIVRIK		
		PS900.36.02	70x16	735-685	P. KIVRIK		
		PS900.36.03	70x16	685-685	P. DÜZ		

Ref. No. : 025057901

Avrupa Kodu:

KS900.30.00	TOYOTA PICK-UP ARKA	Dikmen No	M (mm)	A-B (mm)	C (mm)	ØD (ØxØxmm)	AĞIRLIK Weight(kg)
		KS900.30.00	Komple Makas		155	"Ø17xØ29- 37-30"	24,500
		KS900.30.01	60x7	520-680	K. BURÇLU		4,600
		KS900.30.02	60x7	653-737	K. KIVRIK		4,300
		KS900.30.03	60x7	472-628	K. DÜZ		3,500
		KS900.30.04	60x7	420-540	K. DÜZ		3,000
		KS900.30.05	60x10	370-450	K. SÜZME		3,500
		KS900.30.06	60x10	240-310	K. SÜZME		2,300
		KS900.30.07	60x10	140-190	K. SÜZME		1,340

Ref. No. :

Avrupa Kodu:

KS900.31.00	TOYOTA HEILUX ARKA (E.M.)	Dikmen No	M (mm)	A-B (mm)	C (mm)	ØD (ØxØxmm)	AĞIRLIK Weight(kg)
		KS900.31.00	Komple Makas		175	"Ø17xØ29- 37-30"	
		KS900.31.01	60x7	530-670	K. BURÇLU		
		KS900.31.02	60x7	580-620	K. KIVRIK		

Ref. No. :

Avrupa Kodu:



A :Sağ Mesafe / Right Distance
 B :Sol Mesafe / Left Distance
 C :Kavis- Ticari Sınıf / Curve- Commercial Class
 D :Burç Ölçüleri / Bush Dimension
 M :Malzeme Ebatı / Material Dimension

KS900.52.00	TOYOTA PICK-UP ARKA (HILUX) (Y.M.)	Dikmen No	M (mm)	A-B (mm)	C (mm)	ØD (Øx Øxmm)	AĞIRLIK Weight(kg)
	KS900.52.00	Komple Makas			140	"Ø40xØ16 x41-30"	6,200
	KS900.52.01	60x8	605-690	K. BURÇLU			
	KS900.52.02	60x8	680-620	K. KIVRIK	"Ø17xØ29-37-30"	4,700	
Ref. No. :	Avrupa Kodu:						

KS900.55.00	TOYOTA PICK-UP ARKA (HILUX) (Y.M.)	Dikmen No	M (mm)	A-B (mm)	C (mm)	ØD (Øx Øxmm)	AĞIRLIK Weight(kg)
	KS900.55.00	Komple Makas			130	"Ø40xØ16 x41-30"	6,200
	KS900.55.01	60x8	610-690	K. BURÇLU			
	KS900.55.02	60x8	680-610	K. KIVRIK	"Ø17xØ29-37-30"	4,500	
Ref. No. : 482100K251	Avrupa Kodu: 25882600 / 25061000						

KS900.90.00	TOYOTA HILUX ARKA	Dikmen No	M (mm)	A-B (mm)	C (mm)	ØD (Øx Øxmm)	AĞIRLIK Weight(kg)
	KS900.90.00	Komple Makas			175	Ø40-Ø32	5,400
	KS900.90.01	60x8	1200	K.KIVRIK			
Ref. No. :	Avrupa Kodu:						

KS900.97.00	TOYOTA HILUX ARKA (Y.M.) (KISA)	Dikmen No	M (mm)	A-B (mm)	C (mm)	ØD (Øx Øxmm)	AĞIRLIK Weight(kg)
	KS900.97.00	Komple Makas			175	Ø40-Ø30	5,700
	KS900.97.01	60x8	510-690	K. BURÇLU			
	KS900.97.02	60x8	580-685	K. KIVRIK	4,500		
Ref. No. :	Avrupa Kodu:						

KS901.53.00	TOYOTA HILUX VIGO ARKA	Dikmen No	M (mm)	A-B (mm)	C (mm)	ØD (Øx Øxmm)	AĞIRLIK Weight(kg)
	KS901.53.00	Komple Makas			120	"Ø40 Ø30"	6,200
	KS901.53.01	60x8	700-700	K. KIVRIK			
	KS901.53.02	60x8	770-650	K. KIVRIK	5,300		
Ref. No. : 48210-0K530-B	Avrupa Kodu:						




OTOMOTİV SANAYİ ve TİC. LTD. ŞTİ.

www.dikmenotomotiv.com.tr

NISSAN




A :Sağ Mesafe / Right Distance
 B :Sol Mesafe / Left Distance
 C :Kavis- Ticari Sınıf / Curve- Commercial Class
 D :Burç Ölçüleri / Bush Dimension
 M :Malzeme Ebatı / Material Dimension

PS900.08.00	NISSAN 4x4 ARKA	Dikmen No	M (mm)	A-B (mm)	C (mm)	ØD (Øx Øxmm)	AĞIRLIK Weight(kg)
	PS900.08.00	Komple Makas		200	P. KIVRIK	Ø40-Ø37	6,800
	PS900.08.01	60x11	695-655				


Ref. No. :

Avrupa Kodu:

PS900.30.00	NISSAN ÖN	Dikmen No	M (mm)	A-B (mm)	C (mm)	ØD (Øx Øxmm)	AĞIRLIK Weight(kg)
	PS900.30.00	Komple Makas		80	P. BURÇLU	Ø20xØ38 x34x44	7,500
	PS900.30.01	70x14	575-575				
	PS900.30.02	70x14	640-585	P. KIVRIK			


Ref. No. :

Avrupa Kodu:

PS900.31.00	NISSAN ARKA	Dikmen No	M (mm)	A-B (mm)	C (mm)	ØD (Øx Øxmm)	AĞIRLIK Weight(kg)
	PS900.31.00	Komple Makas		125	P. BURÇLU	Ø20xØ44 x70x83	10,400
	PS900.31.01	70x18	630-630				
	PS900.31.02	70x18	705-640	P. KIVRIK			

Ref. No. :

Avrupa Kodu:



A :Sağ Mesafe / Right Distance
 B :Sol Mesafe / Left Distance
 C :Kavis- Ticari Sınıf / Curve- Commercial Class
 D :Burç Ölçüleri / Bush Dimension
 M :Malzeme Ebatı / Material Dimension

KS900.32.00	NISSAN ARKA E.M.	Dikmen No	M (mm)	A-B (mm)	C (mm)	ØD (Øx Øxmm)	AĞIRLIK Weight(kg)
		KS900.32.00	Komple Makas		145	Ø33-Ø40	
		KS900.32.01	60x8	600-600	K. KIVRIK		5,300
		KS900.32.02	60x7	570-570	K. DÜZ		3,600

Ref. No. :

Avrupa Kodu:

KS900.48.00	NISSAN ARKA Y.M.	Dikmen No	M (mm)	A-B (mm)	C (mm)	ØD (Øx Øxmm)	AĞIRLIK Weight(kg)
		KS900.48.00	Komple Makas		120	Ø40	
		KS900.48.01	60x9	695-650	K. KIVRIK		6,700

Ref. No. :

Avrupa Kodu:

KS900.53.00	NISSAN ARKA (UZUN TİP)	Dikmen No	M (mm)	A-B (mm)	C (mm)	ØD (Øx Øxmm)	AĞIRLIK Weight(kg)
		KS900.53.00	Komple Makas		75	Ø18xØ40 x70x60	
		KS900.53.01	60x8	565-633	K. KIVRIK		5,200
		KS900.53.02	60x8	520-590	K. SÜZME		4,000

Ref. No. :

Avrupa Kodu:

KS900.60.00	NISSAN NAVARA ARKA	Dikmen No	M (mm)	A-B (mm)	C (mm)	ØD (Øx Øxmm)	AĞIRLIK Weight(kg)
		KS900.60.00	Komple Makas		130	Ø40	
		KS900.60.01	60x8	730-665	K. KIVRIK		6,000

Ref. No. :

Avrupa Kodu:

KS901.37.00	NISSAN PICK UP	Dikmen No	M (mm)	A-B (mm)	C (mm)	ØD (Øx Øxmm)	AĞIRLIK Weight(kg)
		KS901.37.00	Komple Makas		118/129/142	Ø18xØ40 x60-70	16,000
		KS901.37.01	60x7	565-635	K. KIVRIK		4,800
		KS901.37.02	60x8	525-585	K.DÜZ	Ø33,20	3,910
		KS901.37.03	60x13	385-435	K.SÜZME	xØ40x60	4,420
		KS901.37.04	60x12	220-250	K.SÜZME		2,190

Ref. No. :

Avrupa Kodu:

KS901.73.00	NISSAN NAVARA ARKA	Dikmen No	M (mm)	A-B (mm)	C (mm)	ØD (Øx Øxmm)	AĞIRLIK Weight(kg)
		KS901.73.00	Komple Makas		135	"Ø14xØ40 x68-60"	21,000
		KS901.73.01	60x8	670-740	K. BURÇLU		6,300
		KS901.73.02	60x8	610-660	K. KIVRIK	" Ø19xØ33 x37-31"	4,750
		KS901.73.03	60x8	508-558	K.DÜZ		4,000
		KS901.73.04	60x14	406-458	K.DÜZ		5,700

Ref. No. : 55020EB300

Avrupa Kodu: 25888800




OTOMOTİV SANAYİ ve TİC. LTD. ŞTİ.

www.dikmenotomotiv.com.tr

SUZUKI




A :Sağ Mesafe / Right Distance
 B :Sol Mesafe / Left Distance
 C :Kavis- Ticari Sınıf / Curve- Commercial Class
 D :Burç Ölçüleri / Bush Dimension
 M :Malzeme Ebatı / Material Dimension

KS900.33.00	SUZUKI ÖN	Dikmen No	M (mm)	A-B (mm)	C (mm)	ØD (ØxØxmm)	AĞIRLIK Weight(kg)
		KS900.33.00	Komple Makas		85	"Ø40xØ12-64-50"	3,900
		KS900.33.01	50x7	475-465	K. BURÇLU	"Ø30xØ13-30-25"	


Ref. No. :

Avrupa Kodu:

KS900.34.00	SUZUKI ARKA (E.M.)	Dikmen No	M (mm)	A-B (mm)	C (mm)	ØD (ØxØxmm)	AĞIRLIK Weight(kg)
		KS900.34.00	Komple Makas		123	"Ø40 Ø30"	3,400
		KS900.34.01	50x7	500-500	P.KIVRIK		

Ref. No. :

Avrupa Kodu:

KS900.35.00	SUZUKI ARKA	Dikmen No	M (mm)	A-B (mm)	C (mm)	ØD (ØxØxmm)	AĞIRLIK Weight(kg)
		KS900.35.00	Komple Makas		160	Ø16x	10,000
		KS900.35.01	50x7	500-490	K. BURÇLU	Ø46x64x50	4,100
		KS900.35.02	50x7	565-540	K. KIVRIK	Ø16x	2,940
		KS900.35.03	50x7	400-380	K. DÜZ	Ø35x33x25	2,000


Ref. No. :

Avrupa Kodu:

mitsubishi




A :Sağ Mesafe / Right Distance
 B :Sol Mesafe / Left Distance
 C :Kavis- Ticari Sınıf / Curve- Commercial Class
 D :Burç Ölçüleri / Bush Dimension
 M :Malzeme Ebatı / Material Dimension

PS900.02.00	MITSUBISHI CANTER ÖN	Dikmen No	M (mm)	A-B (mm)	C (mm)	ØD (ØxØxmm)	AĞIRLIK Weight(kg)
	PS900.02.00	Komple Makas			90	"46xØ43,5 xØ22"	25,000
	PS900.02.01	70x15	600-600	P. BURÇLU			8,750
	PS900.02.02	70x15	675-610	P. KIVRIK			7,200
	PS900.02.03	70x15	610-610	P. DÜZ			6,700
	PS900.02.04	70x7	60-60	K. DÜZ			0,400


Ref. No. :

Avrupa Kodu:

PS900.06.00	MITSUBISHI POWERBÜS Z MAKAS	Dikmen No	M (mm)	A-B (mm)	C (mm)	ØD (ØxØxmm)	AĞIRLIK Weight(kg)
	PS900.06.00	Komple Makas			75/185	"71xØ57x Ø28"	26,200
	PS900.06.01	70x40	623-305	P. BURÇLU			26,200


Ref. No. :

Avrupa Kodu:

PS900.09.00	MITSUBISHI POWERBÜS ÖN (E.M.)	Dikmen No	M (mm)	A-B (mm)	C (mm)	ØD (ØxØxmm)	AĞIRLIK Weight(kg)
	PS900.09.00	Komple Makas			18	d22xØ43 x42x34	20,000
	PS900.09.01	70x17	602-602	P. BURÇLU			10,100
	PS900.09.02	70x17	830-615	P. KIVRIK			8,500


Ref. No. :

Avrupa Kodu:

PS900.10.00	MITSUBISHI POWERBÜS ÖN (Y.M.)	Dikmen No	M (mm)	A-B (mm)	C (mm)	ØD (ØxØxmm)	AĞIRLIK Weight(kg)
	PS900.10.00	Komple Makas			20	"46xØ43,5 xØ22"	
	PS900.10.01	76x22	800-800	P. BURÇLU			16,000


Ref. No. :

Avrupa Kodu:

PS900.14.00	MITSUBISHI PRESTİJ ARKA (OTOBÜS)	Dikmen No	M (mm)	A-B (mm)	C (mm)	ØD (ØxØxmm)	AĞIRLIK Weight(kg)
	PS900.14.00	Komple Makas			115	"68xØ34 xØ28,40"	33,000
	PS900.14.01	70x19	625-625	P. BURÇLU			11,500
	PS900.14.02	70x19	635-635	P. DÜZ			8,600
	PS900.14.03	70x19	750-635	P. KIVRIK			9,000


Ref. No. :

Avrupa Kodu:


PS900.15.00	MITSUBISHI PRESTİJ ÖN (OTOBÜS)	Dikmen No	M (mm)	A-B (mm)	C (mm)	ØD (ØxØxmm)	AĞIRLIK Weight(kg)
	PS900.15.00	Komple Makas			95	"75-Ø43x Ø22.10"	22,000
	PS900.15.01	70x19	600-600	P. BURÇLU			12,300
	PS900.15.02	70x19	705-615	P. KIVRIK			8,500

Ref. No. :

Avrupa Kodu:




A :Sağ Mesafe / Right Distance
 B :Sol Mesafe / Left Distance
 C :Kavis- Ticari Sınıf / Curve- Commercial Class
 D :Burç Ölçüleri / Bush Dimension
 M :Malzeme Ebatı / Material Dimension

PS900.29.00	MITSUBISHI ÖN	Dikmen No	M (mm)	A-B (mm)	C (mm)	ØD (Øx Øxmm)	AĞIRLIK Weight(kg)
		PS900.29.00	Komple Makas		110	"Ø40xØ43 x36x34"	
		PS900.29.01	70x19	745-745	P. BURÇLU		12,600
		PS900.29.02	70x19	812-695	P. KIVRIK		10,800


Ref. No. :

Avrupa Kodu:

PS900.37.00	MITSUBISHI FUSO CANTER ÖN	Dikmen No	M (mm)	A-B (mm)	C (mm)	ØD (Øx Øxmm)	AĞIRLIK Weight(kg)
		PS900.37.00	Komple Makas		100	"Ø16,5xØ43 x47x33"	18,000
		PS900.37.01	70x17	575-575	P. BURÇLU		9,500
		PS900.37.02	70x18	660-605	P. KIVRIK		8,200


Ref. No. :

Avrupa Kodu:

PS900.37.00.T	MITSUBISHI FUSO CANTER ÖN (TAKVİYELİ)	Dikmen No	M (mm)	A-B (mm)	C (mm)	ØD (Øx Øxmm)	AĞIRLIK Weight(kg)
		PS900.37.00.T	Komple Makas		100	"Ø16,5xØ43 x47x33"	25,000
		PS900.37.01	70x17	575-575	P. BURÇLU		9,500
		PS900.37.02	70x18	660-605	P. KIVRIK		8,200
		PS900.37.02.T	70x18	500-500	P. DÜZ		6,700


Ref. No. :

Avrupa Kodu:

PS900.42.00	MITSUBISHI FUSOCANTER B35 BL-85 ARKA	Dikmen No	M (mm)	A-B (mm)	C (mm)	ØD (Øx Øxmm)	AĞIRLIK Weight(kg)
		PS900.42.00	Komple Makas		130	"Ø22xØ43 x47x33"	18,000
		PS900.42.01	70x15	550-550	P. BURÇLU		8,800
		PS900.42.03	70x22	525-525	P. DÜZ		8,300

Ref. No. : ML237050

Avrupa Kodu:


PS900.42.00.T	MITSUBISHI FUSOCANTER B35 BL-85 ARKA (TAKVİYELİ)	Dikmen No	M (mm)	A-B (mm)	C (mm)	ØD (Øx Øxmm)	AĞIRLIK Weight(kg)
		PS900.42.00.T	Komple Makas		130	"Ø22xØ43 x47x33"	25,000
		PS900.42.01	70x15	550-550	P. BURÇLU		8,800
		PS900.42.02.T	70x15	570-570	P. DÜZ		7,300
		PS900.42.02	70x22	525-525	P. DÜZ		8,300

Ref. No. :

Avrupa Kodu:




A :Sağ Mesafe / Right Distance
 B :Sol Mesafe / Left Distance
 C :Kavis- Ticari Sınıf / Curve- Commercial Class
 D :Burç Ölçüleri / Bush Dimension
 M :Malzeme Ebatı / Material Dimension

KS900.36.00	MITSUBISHI L 200 ARKA (E.M.)	Dikmen No	M (mm)	A-B (mm)	C (mm)	ØD (ØxØxmm)	AĞIRLIK Weight(kg)
	KS900.36.00	Komple Makas		150	"Ø14xØ35 x79x70"	18,000	
	KS900.36.01	70x7	680-515	K. BURÇLU		6,200	
	KS900.36.02	70x6	690-565	K. KIVRIK	"Ø16xØ28 x41x36"	4,100	
	KS900.36.03	70x6	650-480	K. DÜZ		3,850	
	KS900.36.04	70x6	560-420	K. DÜZ		3,000	


Ref. No. :

Avrupa Kodu:

KS900.37.00.K	MITSUBISHI L 300 ARKA (GÖBEKSİZ)	Dikmen No	M (mm)	A-B (mm)	C (mm)	ØD (ØxØxmm)	AĞIRLIK Weight(kg)
	KS900.37.00.K	Komple Makas		170	"Ø14xØ72 x55x79-69"	23,500	
	KS900.37.01.K	70x9	530-680	K. BURÇLU		8,400	
	KS900.37.02.K	70x8	610-690	K. KIVRIK	"Ø16xØ28 x41x36"	5,290	
	KS900.37.03.K	70x7	415-545	K. SÜZME		3,470	
	KS900.37.04.K	70x14	350-460	K. SÜZME		5,520	


Ref. No. :

Avrupa Kodu:

KS900.37.00	MITSUBISHI L 300 ARKA (GÖBEKLİ)	Dikmen No	M (mm)	A-B (mm)	C (mm)	ØD (ØxØxmm)	AĞIRLIK Weight(kg)
	KS900.37.00	Komple Makas		135	"Ø14xØ72 x55x79-69"	22,000	
	KS900.37.01.İ	70x8	512-685	K. BURÇLU		8,400	
	KS900.37.02	70x8	595-695	K. KIVRIK	"Ø16xØ28 x41x36"	5,290	
	KS900.37.03	70x7	415-545	K. SÜZME		3,470	
	KS900.37.04	70x14	350-460	K. SÜZME		5,520	


Ref. No. :

Avrupa Kodu:

KS900.38.00	MITSUBISHI CANTER ÖN TEK TEKER	Dikmen No	M (mm)	A-B (mm)	C (mm)	ØD (ØxØxmm)	AĞIRLIK Weight(kg)
	KS900.38.00	Komple Makas		85	"Ø22xØ43 x47-33"	23,000	
	KS900.38.01	70x10	600-600	K. BURÇLU		8,700	
	KS900.38.02	70x10	600-665	K. KIVRIK		6,670	
	KS900.38.03	70x11	405-405	K. SÜZME		4,500	
	KS900.38.04	70x11	230-230	K. SÜZME		2,300	
	KS900.38.05	70x8	60-60	K. DÜZ		0,450	


Ref. No. :

Avrupa Kodu: 294519


KS900.39.00	MITSUBISHI CANTER ARKA TEK TEKER	Dikmen No	M (mm)	A-B (mm)	C (mm)	ØD (ØxØxmm)	AĞIRLIK Weight(kg)
	KS900.39.00	Komple Makas		95/50		43,000	
	KS900.39.01.M	70x8	495-495	K. DÜZ		4,400	
	KS900.39.02.M	70x8	495-495	K. DÜZ		4,400	
	KS900.39.03.M	70x8	345-345	K. SÜZME		2,800	
	KS900.39.04.M	70x8	215-215	K. SÜZME		1,600	
	KS900.39.05.M	70x6	70-70	K. DÜZ		0,550	
	KS900.39.01.İ	70x10	625-625	K. BURÇLU	"Ø22xØ43 x47-33"	10,000	
	KS900.39.02	70x11	690-625	K. KIVRIK		7,460	
	KS900.39.03	70x11	425-425	K. SÜZME		4,700	
	KS900.39.04	70x11	300-300	K. SÜZME		3,200	
	KS900.39.05	70x11	170-170	K. SÜZME		2,000	
	KS900.38.05	70x8	60-60	K. DÜZ		0,450	

Ref. No. :

Avrupa Kodu:




A :Sağ Mesafe / Right Distance
 B :Sol Mesafe / Left Distance
 C :Kavis- Ticari Sınıf / Curve- Commercial Class
 D :Burç Ölçüleri / Bush Dimension
 M :Malzeme Ebatı / Material Dimension

KS900.41.00	MITSUBISHI CANTER ÖN	Dikmen No	M (mm)	A-B (mm)	C (mm)	ØD (Øx Øxmm)	AĞIRLIK Weight(kg)
	KS900.41.00	Komple Makas		130	"Ø22xØ43 x47-33"	28,000	
	KS900.41.01	70x11	600-600	K. BURÇLU		9,000	
	KS900.41.02	70x11	670-600	K. KIVRIK		7,150	
	KS900.41.03	70x11	405-405	K. SÜZME		4,500	
	KS900.41.04	70x11	293-293	K. SÜZME		3,200	
	KS900.41.05	70x11	220-220	K. SÜZME		2,370	


Ref. No. :

Avrupa Kodu:

KS900.42.00	MITSUBISHI CANTER ARKA	Dikmen No	M (mm)	A-B (mm)	C (mm)	ØD (Øx Øxmm)	AĞIRLIK Weight(kg)
	KS900.42.00	Komple Makas		155	70xØ34x Ø28,20	31,500	
	KS900.42.01	70x11	625-625	K. BURÇLU		8,170	
	KS900.42.02	70x11	683-625	K. KIVRIK		7,380	
	KS900.42.03	70x11	480-480	K. SÜZME		5,500	
	KS900.42.04	70x11	390-390	K. SÜZME		4,420	
	KS900.42.05	70x11	285-285	K. SÜZME		3,090	
KS900.42.06	70x11	190-190	K. SÜZME	2,060			


Ref. No. :

Avrupa Kodu:

KS900.44.00	MITSUBISHI PRESTIJ ARKA	Dikmen No	M (mm)	A-B (mm)	C (mm)	ØD (Øx Øxmm)	AĞIRLIK Weight(kg)
	KS900.44.00	Komple Makas		90	"Ø34 Ø34"		
	KS900.44.01	70x10	625-625	K. KIVRIK		8,100	
	KS900.44.02	70x11	685-625	K. KIVRIK		7,900	
	KS900.44.03	70x11	520-520	K. SÜZME		6,200	
	KS900.44.04	70x9	465-465	K. SÜZME		5,000	
	KS900.44.05	70x9	400-400	K. SÜZME		4,700	


Ref. No. :

Avrupa Kodu:

KS900.47.00	MITSUBISHI L 200 ARKA Y.M.	Dikmen No	M (mm)	A-B (mm)	C (mm)	ØD (Øx Øxmm)	AĞIRLIK Weight(kg)
	KS900.47.00	Komple Makas		170	"Ø80-70xØ42 xØ14"	20,500	
	KS900.47.01	70x7	515-680	K. BURÇLU		6,100	
	KS900.47.02	70x6	570-690	K. KIVRIK		3,900	
	KS900.47.03	70x6	390-530	K. DÜZ		3,500	
	KS900.47.04	70x6	390-475	K. DÜZ		2,600	
	KS900.47.05	70x10	270-320	K. SÜZME		3,000	


Ref. No. :

Avrupa Kodu:

KS900.49.00	MITSUBISHI FUSOCANTER ÖN FE859E	Dikmen No	M (mm)	A-B (mm)	C (mm)	ØD (Øx Øxmm)	AĞIRLIK Weight(kg)
	KS900.49.00	Komple Makas		100	"Ø22xØ43 x45x34"	26,500	
	KS900.49.01	70x10	595-600	K. BURÇLU		8,380	
	KS900.49.02	70x11	690-555	K. KIVRIK		7,000	
	KS900.49.03	70x11	412-412	K. SÜZME		4,410	
	KS900.49.04	70x11	290-290	K. SÜZME		2,950	
	KS900.49.05	70x11	170-170	K. SÜZME		1,850	
KS900.49.06	70x7	59-59	K.DÜZ	0,500			

Ref. No. :

Avrupa Kodu:


KS900.54.00	MITSUBISHI PRESTIJ ÖN	Dikmen No	M (mm)	A-B (mm)	C (mm)	ØD (Øx Øxmm)	AĞIRLIK Weight(kg)
	KS900.54.00	Komple Makas		100	Ø43		
	KS900.54.01	70x10	600-600	K. KIVRIK		8,000	
	KS900.54.02	70x10	664-600	K. KIVRIK		6,900	

Ref. No. :

Avrupa Kodu:




A :Sağ Mesafe / Right Distance
 B :Sol Mesafe / Left Distance
 C :Kavis- Ticari Sınıf / Curve- Commercial Class
 D :Burç Ölçüleri / Bush Dimension
 M :Malzeme Ebatı / Material Dimension

KS900.61.00	MITSUBISHI FUSOCANTER FE 711 ARKA	Dikmen No	M (mm)	A-B (mm)	C (mm)	ØD (ØxØxmm)	AĞIRLIK Weight(kg)
	KS900.61.00	Komple Makas		102	Ø43	26,500	
	KS900.61.01	70x12	600-600	K. KIVRIK		10,000	
	KS900.61.02	70x13	670-600	K. KIVRIK		9,000	
	KS900.61.03	70x18	375-385	P. DÜZ		6,500	


Ref. No. :

Avrupa Kodu:

KS900.71.00	MITSUBISHI L 200 ARKA	Dikmen No	M (mm)	A-B (mm)	C (mm)	ØD (ØxØxmm)	AĞIRLIK Weight(kg)
	KS900.71.00	Komple Makas		150	"79x70x Ø35xØ14"	23,200	
	KS900.71.01	70x7	520-685	K. BURÇLU		5,400	
	KS900.71.02	70x6	577-700	K. KIVRIK		3,800	
	KS900.71.03	70x6	435-490	K. DÜZ		3,200	
	KS900.71.04	70x6	435-585	K. DÜZ		3,150	
KS900.71.05	70x14	385-515	K. DÜZ	6,200			


Ref. No. :

Avrupa Kodu:

KS901.03.00	MITSUBISHI L 300 (Y.M.)	Dikmen No	M (mm)	A-B (mm)	C (mm)	ØD (ØxØxmm)	AĞIRLIK Weight(kg)
	KS901.03.00	Komple Makas		140	"54-72 Ø28"	7,500	
	KS901.03.01	70x9	505-690	K.KIVRIK			


Ref. No. :

Avrupa Kodu:

KS901.04.00	MITSUBISHI TFB 75 L ÖN	Dikmen No	M (mm)	A-B (mm)	C (mm)	ØD (ØxØxmm)	AĞIRLIK Weight(kg)
	KS901.04.00	Komple Makas		60	Ø43	8,800	
	KS901.04.01	70x11	575-575	K. KIVRIK			7,300
	KS901.04.02	70x11	640-580	K. KIVRIK			


Ref. No. :

Avrupa Kodu:

KS901.07.00	MITSUBISHI TFB 75 L ARKA	Dikmen No	M (mm)	A-B (mm)	C (mm)	ØD (ØxØxmm)	AĞIRLIK Weight(kg)
	KS901.07.00	Komple Makas		120	"68xØ34x Ø28,20"	10,000	
	KS901.07.01	70x12	625-625	K. BURÇLU		9,800	
	KS901.04.02	70x11	640-580	K. KIVRIK		7,300	


Ref. No. :

Avrupa Kodu: 57321073


KS901.09.00	MITSUBISHI FUSOCANTER ÖN	Dikmen No	M (mm)	A-B (mm)	C (mm)	ØD (ØxØxmm)	AĞIRLIK Weight(kg)
	KS901.09.00	Komple Makas		100	Ø43	8,300	
	KS901.09.01	70x11	575-575	K.KIVRIK		8,300	

Ref. No. :


Avrupa Kodu:



A :Sağ Mesafe / Right Distance
 B :Sol Mesafe / Left Distance
 C :Kavis- Ticari Sınıf / Curve- Commercial Class
 D :Burç Ölçüleri / Bush Dimension
 M :Malzeme Ebatı / Material Dimension

KS901.36.00	MITSUBISHI ARKA	Dikmen No	M (mm)	A-B (mm)	C (mm)	ØD (ØxØxmm)	AĞIRLIK Weight(kg)
	KS901.36.00	Komple Makas		136	"Ø14xØ40 x79x70"	22,000	
	KS901.36.01	70x7	520-690	K. BURÇLU		5,500	
	KS901.36.02	70x6	595-600	K. KIVRIK	"Ø16xØ28 x41x36"	3,800	
	KS901.36.03	70x7	390-530	K. DÜZ		3,430	
	KS901.36.04	70x6	385-480	K. DÜZ		2,760	
	KS901.36.05	70x14	290-400	K. SÜZME		4,330	
Ref. No. : MR992595 / 4150A095 / 4150A094 / 4150A174 / MR992594		Avrupa Kodu: 25884700					

KS901.38.00	MITSUBISHI L200 4X4 ARKA	Dikmen No	M (mm)	A-B (mm)	C (mm)	ØD (ØxØxmm)	AĞIRLIK Weight(kg)
	KS901.38.00	Komple Makas		110	"Ø14xØ40 x80"		
	KS901.38.01	60x8	550-773	K.KIVRIK		5,900	
	KS901.38.02	60x7	620-685	K.KIVRIK	"Ø14xØ28 x46x54"	4,200	
	KS901.38.03	60x7	460-620	K. DÜZ		3,500	
	KS901.38.04	60x7	397-547	K. DÜZ		3,100	
Ref. No. :		Avrupa Kodu:					

KS901.40.00	MITSUBISHI ARKA	Dikmen No	M (mm)	A-B (mm)	C (mm)	ØD (ØxØxmm)	AĞIRLIK Weight(kg)
	KS901.40.00	Komple Makas		136	"Ø14xØ40 x79x70"	22,000	
	KS901.40.01	70x7	515-685	K. BURÇLU		5,500	
	KS901.40.02	70x6	590-660	K. KIVRIK	"Ø16xØ28 x41x36"	3,800	
	KS901.40.03	70x6	435-590	K. DÜZ		3,430	
	KS901.40.04	70x6	400-530	K. DÜZ		2,760	
	KS901.40.05	70x6	400-530	K. DÜZ		4,330	
	KS901.40.06	70x12	265-385	K. SÜZME			
Ref. No. :		Avrupa Kodu:					

KS901.71.00	MITSUBISHI L 200 ARKA	Dikmen No	M (mm)	A-B (mm)	C (mm)	ØD (ØxØxmm)	AĞIRLIK Weight(kg)
	KS901.71.00	Komple Makas		180	79x70x Ø35xØ14	27,000	
	KS901.71.01	70x7	515-685	K. BURÇLU		5,600	
	KS901.71.02	70x6	570-695	K. KIVRIK	"41-36x Ø28xØ16"	4,000	
	KS901.71.03	70x6	440-590	K.DÜZ		3,400	
	KS901.71.04	70x6	440-590	K.DÜZ		3,400	
	KS901.71.05	70x12	390-510	K.SÜZME		5,700	
	KS901.71.06	70x12	270-310	K.SÜZME		3,600	
Ref. No. : MR353079 / 353082 / MR353084 / MR448147		Avrupa Kodu: 25884400					



OTOMOTİV SANAYİ ve TİC. LTD. ŞTİ.

www.dikmenotomotiv.com.tr

SCANIA



A :Sağ Mesafe / Right Distance
 B :Sol Mesafe / Left Distance
 C :Kavis- Ticari Sınıf / Curve- Commercial Class
 D :Burç Ölçüleri / Bush Dimension
 M :Malzeme Ebatı / Material Dimension

PS1100.02.00.R	SCANIA 310-360 Z MAKAS SAĞ	Dikmen No	M (mm)	A-B (mm)	C (mm)	ØD (Øx Øxmm)	AĞIRLIK Weight(kg)
		PS1100.02.00.R	Komple Makas		30/27	"122xØ65x Ø30"	56,200
		PS1100.02.01.R	100x47	705-33	P. BURÇLU		25,000
		PS1100.02.02.R	100x44	1050-222	P. KIVRIK		31,200

Ref. No. : 1376910

Avrupa Kodu: 90181000

PS1100.02.00.L	SCANIA 310-360 Z MAKAS SOL	Dikmen No	M (mm)	A-B (mm)	C (mm)	ØD (Øx Øxmm)	AĞIRLIK Weight(kg)
		PS1100.02.00.L	Komple Makas		30/27	"122xØ65x Ø30"	56,200
		PS1100.02.01.L	100x47	705-33	P. BURÇLU		25,000
		PS1100.02.02.L	100x44	1050-292	P. KIVRIK		31,200

Ref. No. : 1376909

Avrupa Kodu: 90185000

PS1100.03.00	SCANIA 310-360 ÖN (2. DİNGİL)	Dikmen No	M (mm)	A-B (mm)	C (mm)	ØD (Øx Øxmm)	AĞIRLIK Weight(kg)
		PS1100.03.00	Komple Makas		120	"90x36x M28x4"	56,400
		PS1100.03.01	90x32	910-910	P. BURÇLU		28,200
		PS1100.03.02	90x32	1130-920	P. KIVRIK		26,000

Ref. No. :

Avrupa Kodu:

PS1100.04.00.R	SCANIA 380-420 R Z MAKAS SAĞ	Dikmen No	M (mm)	A-B (mm)	C (mm)	ØD (Øx Øxmm)	AĞIRLIK Weight(kg)
		PS1100.04.00.R	Komple Makas		32	122xØ65x Ø30	58,000
		PS1100.04.01.R	100x47	710-36	P. BURÇLU		25,000
		PS1100.04.02.R	100x44	1045-290	P. KIVRIK		35,200

Ref. No. : 1421061

Avrupa Kodu: 90187000

PS1100.04.00.L	SCANIA 380-420 R Z MAKAS SOL	Dikmen No	M (mm)	A-B (mm)	C (mm)	ØD (Øx Øxmm)	AĞIRLIK Weight(kg)
		PS1100.04.00.L	Komple Makas		32	122xØ65x Ø30	61,400
		PS1100.04.01.L	100x47	710-36	P. BURÇLU		25,000
		PS1100.04.02.L	100x44	1045-290	P. KIVRIK		35,200


Ref. No. : 1421060

Avrupa Kodu: 90189000

PS1100.05.00	SCANIA ÖN	Dikmen No	M (mm)	A-B (mm)	C (mm)	ØD (Øx Øxmm)	AĞIRLIK Weight(kg)
		PS1100.05.00	Komple Makas		122	"90x36x M28x4"	102,000
		PS1100.05.01	90x28	910-910	P. BURÇLU		29,000
		PS1100.05.02	90x28	1115-930	P. KIVRIK		25,500
		PS1100.05.03	90x28	930-930	P. DÜZ		23,500
		PS1100.05.04	90x28	930-930	P. DÜZ		24,000

Ref. No. : 1479518 / 2137282 / 2285560 / 2137283

Avrupa Kodu: 90138000



A :Sağ Mesafe / Right Distance
 B :Sol Mesafe / Left Distance
 C :Kavis- Ticari Sınıf / Curve- Commercial Class
 D :Burç Ölçüleri / Bush Dimension
 M :Malzeme Ebatı / Material Dimension

PS1100.06.00	SCANIA ARKA	Dikmen No	M (mm)	A-B (mm)	C (mm)	ØD (Øx Øxmm)	AĞIRLIK Weight(kg)
		PS1100.06.00	Komple Makas		85		111,800
		PS1100.06.01	90x41	785-785	P. KIVRIK		27,340
		PS1100.06.02	90x41	790-790	P. KIVRIK		26,640
		PS1100.06.03	90x41	793-793	P. DÜZ		27,300
		PS1100.06.04	90x41	805-805	P. DÜZ		27,230
Ref. No. : 1377712 / 1353102		Avrupa Kodu: 90175000					

PS1100.07.00	SCANIA 93 ÖN	Dikmen No	M (mm)	A-B (mm)	C (mm)	ØD (Øx Øxmm)	AĞIRLIK Weight(kg)
		PS1100.07.00	Komple Makas		125	"90x36x M28x4"	55,500
		PS1100.07.01	90x32	910-910	P. BURÇLU		27,500
		PS1100.07.02	90x32	1115-925	P. KIVRIK		26,800
Ref. No. : 1377668 / 1312992 / 353174		Avrupa Kodu: 90128000					

PS1100.07.00.T	SCANIA 93 ÖN (TAKVİYELİ)	Dikmen No	M (mm)	A-B (mm)	C (mm)	ØD (Øx Øxmm)	AĞIRLIK Weight(kg)
		PS1100.07.00.T	Komple Makas		130	"90x36x M28x4"	80,000
		PS1100.07.01	90x32	910-910	P. BURÇLU		27,500
		PS1100.07.02	90x32	1115-925	P. KIVRIK		26,500
		PS1100.07.03.T	90x32	925-925	P. DÜZ		25,000
Ref. No. :		Avrupa Kodu:					


PS1100.09.00	SCANIA ÖN	Dikmen No	M (mm)	A-B (mm)	C (mm)	ØD (Øx Øxmm)	AĞIRLIK Weight(kg)
		PS1100.09.00	Komple Makas		137	90-Ø36x M28-4diş	81,000
		PS1100.09.01	90x29	910-910	P. BURÇLU		28,000
		PS1100.09.02	90x29	1120-930	P. KIVRIK		27,400
		PS1100.09.03	90x29	930-930	P. DÜZ		25,600
Ref. No. : 1377670 / 1300566 / 1767544 / 2137285		Avrupa Kodu: 90116000					

PS1100.10.00	SCANIA G-480 ARKA	Dikmen No	M (mm)	A-B (mm)	C (mm)	ØD (Øx Øxmm)	AĞIRLIK Weight(kg)
		PS1100.10.00	Komple Makas		60		175,000
		PS1100.10.01	90x48	800-800	P. DÜZ		34,400
		PS1100.10.02	90x48	805-805	P. DÜZ		33,000
		PS1100.10.03	90x48	815-815	P. DÜZ		33,400
		PS1100.10.04	90x48	830-830	P. DÜZ		34,000
		PS1100.10.05	90x48	840-840	P. DÜZ		34,400
Ref. No. : 1829432 / 2292978 / 1869150		Avrupa Kodu: 90211000					

PS1100.11.00	SCANIA Z MAKAS	Dikmen No	M (mm)	A-B (mm)	C (mm)	ØD (Øx Øxmm)	AĞIRLIK Weight(kg)
		PS1100.11.00	Komple Makas		30/42	"90xØ46x M36"	14,000
		PS1100.11.01	90x25	450-210	P. BURÇLU		14,000
Ref. No. :		Avrupa Kodu:					




A :Sağ Mesafe / Right Distance
 B :Sol Mesafe / Left Distance
 C :Kavis- Ticari Sınıf / Curve- Commercial Class
 D :Burç Ölçüleri / Bush Dimension
 M :Malzeme Ebatı / Material Dimension

PS1100.12.00.R	SCANIA Z MAKAS SAĞ	Dikmen No	M (mm)	A-B (mm)	C (mm)	ØD (Øx Øxmm)	AĞIRLIK Weight(kg)
	PS1100.12.00.R	Komple Makas		32	"122xØ65 xØ30"	61,400	
	PS1100.12.01.R	100x47	710-36	P. BURÇLU		25,000	
	PS1100.12.02.R	100x44	1045-290	P. KIVRIK		35,200	


Ref. No. :

Avrupa Kodu:

PS1100.12.00.L	SCANIA Z MAKAS SOL	Dikmen No	M (mm)	A-B (mm)	C (mm)	ØD (Øx Øxmm)	AĞIRLIK Weight(kg)
	PS1100.12.00.L	Komple Makas		32	"122xØ65 xØ30"	61,400	
	PS1100.12.01.L	100x47	710-36	P. BURÇLU		25,000	
	PS1100.12.02.L	100x44	1045-290	P. KIVRIK		35,200	


Ref. No. :

Avrupa Kodu:

PS1100.14.00	SCANIA Z MAKAS	Dikmen No	M (mm)	A-B (mm)	C (mm)	ØD (Øx Øxmm)	AĞIRLIK Weight(kg)
	PS1100.14.00	Komple Makas		30/0	"Ø30xØ65 122x117"	70,000	
	PS1100.14.01	120x43	705-350	P. BURÇLU		39,800	
	PS1100.14.02	120x40	1000-110	P. KIVRIK		29,600	

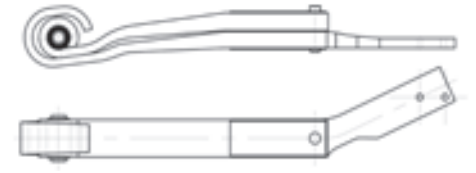
Ref. No. : 1304697

Avrupa Kodu: 90570000

PS1100.15.00.R	SCANIA ARKA	Dikmen No	M (mm)	A-B (mm)	C (mm)	ØD (Øx Øxmm)	AĞIRLIK Weight(kg)
	PS1100.15.00.R	Komple Makas		31/68	122x107 xØ65xØ30	61,500	
	PS1100.15.01	100x47	713-36	P. BURÇLU		27,000	
	PS1100.15.02.R	100x44	1025-290	P. KIVRIK		33,700	


Ref. No. : 1425510

Avrupa Kodu: 90191000

PS1100.15.00.L	SCANIA ARKA	Dikmen No	M (mm)	A-B (mm)	C (mm)	ØD (Øx Øxmm)	AĞIRLIK Weight(kg)
	PS1100.15.00.L	Komple Makas		31/68	122x107 xØ65xØ30	61,500	
	PS1100.15.01	100x47	713-36	P. BURÇLU		27,000	
	PS1100.15.02.L	100x44	1025-290	P. KIVRIK		33,700	


Ref. No. : 1425509

Avrupa Kodu: 90193000

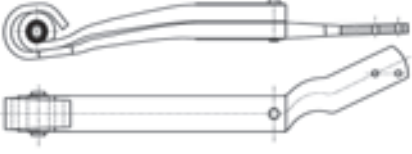
PS1100.16.00.R	SCANIA ARKA SAĞ	Dikmen No	M (mm)	A-B (mm)	C (mm)	ØD (Øx Øxmm)	AĞIRLIK Weight(kg)
	PS1100.16.00.R	Komple Makas		78/8/3	"122x107x Ø65xØ30 "	61,500	
	PS1100.16.01	100x47	718-36	P. BURÇLU		26,750	
	PS1100.16.02.R	100x44	1050-235	P. KIVRIK		34,700	


Ref. No. : 1769878


Avrupa Kodu: 90207000

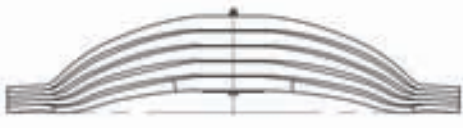



A :Sağ Mesafe / Right Distance
 B :Sol Mesafe / Left Distance
 C :Kavis- Ticari Sınıf / Curve- Commercial Class
 D :Burç Ölçüleri / Bush Dimension
 M :Malzeme Ebatı / Material Dimension


PS1100.16.00.L	SCANIA ARKA SOL	Dikmen No	M (mm)	A-B (mm)	C (mm)	ØD (Øx Øxmm)	AĞIRLIK Weight(kg)
	PS1100.16.00.L	Komple Makas			78/8/3	"122x107x Ø65xØ30 "	61,500
	PS1100.16.01	100x47	718-36	P. BURÇLU	27,000		
	PS1100.16.02.L	100x44	1050-305	P. KIVRIK	33,700		
Ref. No. : 1769877	Avrupa Kodu: 90205000						

PS1100.18.00	SCANIA ÖN	Dikmen No	M (mm)	A-B (mm)	C (mm)	ØD (Øx Øxmm)	AĞIRLIK Weight(kg)
	PS1100.18.00	Komple Makas			120	"90-Ø36 xM28-4"	82,500
	PS1100.18.01	90x28	910-910	P. BURÇLU	29,500		
	PS1100.18.02	90x28	1125-930	P. KIVRIK	25,600		
	PS1100.18.03	90x28	930-930	P. DÜZ	23,300		
	PS1100.18.04	90x28	935-935	P. DÜZ	23,300		
Ref. No. :	Avrupa Kodu:						

PS1100.19.00	SCANIA ÖN	Dikmen No	M (mm)	A-B (mm)	C (mm)	ØD (Øx Øxmm)	AĞIRLIK Weight(kg)
	PS1100.19.00	Komple Makas			120	"Ø240xØ59 x96-90"	132,500
	PS1100.19.01	90x27	915-900	P. BURÇLU	35,300		
	PS1100.19.02	90x27	1180-910	P. KIVRIK	25,000		
	PS1100.19.03	90x27	925-910	P. DÜZ	23,000		
	PS1100.19.04	90x27	925-910	P. DÜZ	23,000		
	PS1100.19.05	90x27	925-910	P. DÜZ	23,000		
Ref. No. : 2372313 / 2153596	Avrupa Kodu: 90142000						


PS1100.20.00	SCANIA ARKA	Dikmen No	M (mm)	A-B (mm)	C (mm)	ØD (Øx Øxmm)	AĞIRLIK Weight(kg)
	PS1100.20.00	Komple Makas			70		197,000
	PS1100.20.01	100x48	800-800	P. DÜZ	39,100		
	PS1100.20.02	100x48	802-802	P. DÜZ	38,100		
	PS1100.20.03	100x48	809-809	P. DÜZ	38,200		
	PS1100.20.04	100x48	818-818	P. DÜZ	38,400		
	PS1100.20.05	100x48	825-825	P. DÜZ	38,600		
Ref. No. : 2078636	Avrupa Kodu: 90231000						

PS1100.22.00	SCANIA R410-R500 ÖN	Dikmen No	M (mm)	A-B (mm)	C (mm)	ØD (Øx Øxmm)	AĞIRLIK Weight(kg)
	PS1100.22.00	Komple Makas			130	"96xØ59,50 xØ24,30"	60,600
	PS1100.22.01	90x32	910-910	P. BURÇLU	32,600		
	PS1100.22.02	90x32	1200-925	P. KIVRIK	28,000		
Ref. No. : 2474642	Avrupa Kodu: 90164000						

PS1100.24.00	SCANIA ARKA	Dikmen No	M (mm)	A-B (mm)	C (mm)	ØD (Øx Øxmm)	AĞIRLIK Weight(kg)
	PS1100.24.00	Komple Makas			75		114,000
	PS1100.24.01	90x38	770-770	P. DÜZ	25,000		
	PS1100.24.02	90x38	770-770	P. DÜZ	25,000		
	PS1100.24.03	90x45	780-780	P. DÜZ	30,000		
	PS1100.24.04	90x45	790-790	P. DÜZ	30,000		
Ref. No. : 1923855	Avrupa Kodu: 90221000						




A :Sağ Mesafe / Right Distance
 B :Sol Mesafe / Left Distance
 C :Kavis- Ticari Sınıf / Curve- Commercial Class
 D :Burç Ölçüleri / Bush Dimension
 M :Malzeme Ebatı / Material Dimension

PS1100.25.00	SCANIA ÖN	Dikmen No	M (mm)	A-B (mm)	C (mm)	ØD (ØxØxmm)	AĞIRLIK Weight(kg)
		PS1100.25.00	Komple Makas		30 / 125	Ø24,20x Ø59x96-90	27,000
		PS1100.25.01	90x24	900-940	P. BURÇLU		
							Ø24,20x Ø59x96-90


Ref. No. : 2697939

Avrupa Kodu:

PS1100.26.00	SCANIA ÖN	Dikmen No	M (mm)	A-B (mm)	C (mm)	ØD (ØxØxmm)	AĞIRLIK Weight(kg)
		PS1100.26.00	Komple Makas		130	"90x36x M28-4 "	56,500
		PS1100.26.01	90x32	905-910	P. BURÇLU		29,600
		PS1100.26.02	90x32	1130-920	P. KIVRIK	"90x36x M28-4 "	26,750


Ref. No. : 1528206

Avrupa Kodu: 90140000

PS1100.27.00	SCANIA ÖN	Dikmen No	M (mm)	A-B (mm)	C (mm)	ØD (ØxØxmm)	AĞIRLIK Weight(kg)
		PS1100.27.00	Komple Makas		135	"Ø24xØ60 x96"	80,500
		PS1100.27.01	90x29	910-910	P. BURÇLU		29,500
		PS1100.27.02	90x29	1145-935	P. KIVRIK	"Ø24xØ60 x96"	24,800
		PS1100.27.03	90x29	935-935	P. DÜZ		23,300


Ref. No. : 2574643

Avrupa Kodu: 90172000

PS1100.28.00	SCANIA ÖN	Dikmen No	M (mm)	A-B (mm)	C (mm)	ØD (ØxØxmm)	AĞIRLIK Weight(kg)
		PS1100.28.00	Komple Makas		165	"Ø24xØ60 x96"	72,500
		PS1100.28.01	90x33	910-910	P. BURÇLU		38,000
		PS1100.28.02	90x33	1220-935	P. KIVRIK	"Ø24xØ60 x96"	30,600
		PS1100.28.03	90x27	90-90	P. DÜZ		3,400


Ref. No. : 2534051

Avrupa Kodu: 90166000

KS1100.01.00	SCANIA 111 ÖN	Dikmen No	M (mm)	A-B (mm)	C (mm)	ØD (ØxØxmm)	AĞIRLIK Weight(kg)
		KS1100.01.00	Komple Makas		130	Ø36	21,100
		KS1100.01.01	90x15	850-850	K. KIVRIK		


Ref. No. :

Avrupa Kodu:

KS1100.02.00	SCANIA 112 ÖN	Dikmen No	M (mm)	A-B (mm)	C (mm)	ØD (ØxØxmm)	AĞIRLIK Weight(kg)
		KS1100.02.00	Komple Makas		120	Ø36	22,400
		KS1100.02.01	90x15	910-910	K. KIVRIK		
		KS1100.02.02	90x15	1140-915	K. KIVRIK		

Ref. No. :

Avrupa Kodu:



A :Sağ Mesafe / Right Distance
 B :Sol Mesafe / Left Distance
 C :Kavis- Ticari Sınıf / Curve- Commercial Class
 D :Burç Ölçüleri / Bush Dimension
 M :Malzeme Ebatı / Material Dimension

KS1100.03.00	SCANIA 310-360 ARKA	Dikmen No	M (mm)	A-B (mm)	C (mm)	ØD (Øx Øxmm)	AĞIRLIK Weight(kg)
		KS1100.03.00	Komple Makas		160	"103xØ46x M36x4"	125,000
		KS1100.03.01	100x15	760-760	K. BURÇLU		19,700
		KS1100.03.02	100x14	980-980	K. KIVRIK		18,800
		KS1100.03.03	100x13	760-760	K. DÜZ		14,000
		KS1100.03.04	100x13	690-690	K. DÜZ		13,000
		KS1100.03.05	100x13	620-620	K. DÜZ		12,400
		KS1100.03.06	100x13	550-550	K. DÜZ		10,200
		KS1100.03.07	100x13	470-470	K. DÜZ		8,550
		KS1100.03.08	100x13	400-400	K. DÜZ		8,000
		KS1100.03.09	100x13	325-325	K. DÜZ		6,150
		KS1100.03.10	100x13	255-255	K. DÜZ		5,000
		KS1100.03.11	100x13	180-180	K. DÜZ		3,000
Ref. No. : 0386837		Avrupa Kodu: 90109000					

KS1100.04.00	SCANIA İLAVE DİNGİL	Dikmen No	M (mm)	A-B (mm)	C (mm)	ØD (Øx Øxmm)	AĞIRLIK Weight(kg)
		KS1100.04.00	Komple Makas		110		102,500
		KS1100.04.01	100x12	600-750	K. DÜZ		12,100
		KS1100.04.02	100x12	600-750	K. DÜZ		12,100
		KS1100.04.03	100x12	570-762	K. KIVRIK		11,900
		KS1100.04.04	100x12	520-660	K. DÜZ		10,600
		KS1100.04.05	100x12	475-608	K. DÜZ		9,700
		KS1100.04.06	100x12	425-546	K. DÜZ		8,700
		KS1100.04.07	100x12	375-484	K. DÜZ		7,700
		KS1100.04.08	100x12	325-432	K. DÜZ		6,800
		KS1100.04.09	100x12	276-375	K. DÜZ		5,800
		KS1100.04.10	100x12	227-318	K. DÜZ		4,900
		KS1100.04.11	100x12	178-261	K. DÜZ		3,900
		KS1100.04.12	100x12	130-204	K. DÜZ		3,000
Ref. No. :		Avrupa Kodu:					

KS1100.05.00	SCANIA P380 ARKA	Dikmen No	M (mm)	A-B (mm)	C (mm)	ØD (Øx Øxmm)	AĞIRLIK Weight(kg)
		KS1100.05.00	Komple Makas		125		165,000
		KS1100.05.01	90x20	800-800	K. DÜZ		22,400
		KS1100.05.02	90x20	800-800	K. DÜZ		22,400
		KS1100.05.03	90x20	690-690	K. SÜZME		19,800
		KS1100.05.04	90x20	635-635	K. SÜZME		17,600
		KS1100.05.05	90x20	580-580	K. SÜZME		16,100
		KS1100.05.06	90x20	528-528	K. SÜZME		14,600
		KS1100.05.07	90x20	473-473	K. SÜZME		13,100
		KS1100.05.08	90x20	418-418	K. SÜZME		11,600
		KS1100.05.09	90x20	363-363	K. SÜZME		10,000
		KS1100.05.10	90x20	310-310	K. SÜZME		8,500
		KS1100.05.11	90x20	255-255	K. SÜZME		7,000
		KS1100.05.12	90x20	200-200	K. SÜZME		5,500
Ref. No. : 1398988		Avrupa Kodu: 90167000					



A :Sağ Mesafe / Right Distance
 B :Sol Mesafe / Left Distance
 C :Kavis- Ticari Sınıf / Curve- Commercial Class
 D :Burç Ölçüleri / Bush Dimension
 M :Malzeme Ebatı / Material Dimension

KS1100.07.00	SCANIA R420 ARKA	Dikmen No	M (mm)	A-B (mm)	C (mm)	ØD (ØxØxmm)	AĞIRLIK Weight(kg)
		KS1100.07.00	Komple Makas		105		181,300
		KS1100.07.01	90x26	800-800	K. DÜZ		29,200
		KS1100.07.02	90x26	795-795	K. DÜZ		28,500
		KS1100.07.03	90x26	650-650	K. SÜZME		23,500
		KS1100.07.04	90x26	590-590	K. SÜZME		21,350
		KS1100.07.05	90x26	525-525	K. SÜZME		18,950
		KS1100.07.06	90x26	460-460	K. SÜZME		16,600
		KS1100.07.07	90x26	395-395	K. SÜZME		14,250
		KS1100.07.08	90x26	330-330	K. SÜZME		11,850
		KS1100.07.09	90x26	265-265	K. SÜZME		9,500
		KS1100.07.10	90x26	200-200	K. SÜZME		7,100
Ref. No. :		Avrupa Kodu:					

KS1100.08.00	SCANIA R420 ARKA	Dikmen No	M (mm)	A-B (mm)	C (mm)	ØD (ØxØxmm)	AĞIRLIK Weight(kg)
		KS1100.08.00	Komple Makas		70		173,000
		KS1100.08.01	90x25	793-793	K. DÜZ		27,800
		KS1100.08.02	90x25	793-793	K. DÜZ		27,800
		KS1100.08.03	90x25	650-650	K. SÜZME		22,600
		KS1100.08.04	90x25	590-590	K. SÜZME		20,500
		KS1100.08.05	90x25	525-525	K. SÜZME		18,300
		KS1100.08.06	90x25	460-460	K. SÜZME		15,900
		KS1100.08.07	90x25	395-395	K. SÜZME		13,600
		KS1100.08.08	90x25	330-330	K. SÜZME		11,400
		KS1100.08.09	90x25	265-265	K. SÜZME		9,100
		KS1100.08.10	90x25	200-200	K. SÜZME		6,800
Ref. No. : 1398987		Avrupa Kodu: 90169000					

KS1100.09.00	SCANIA 310-360 ARKA	Dikmen No	M (mm)	A-B (mm)	C (mm)	ØD (ØxØxmm)	AĞIRLIK Weight(kg)
		KS1100.09.00	Komple Makas		140	"103xØ46 xM36-4D"	120,000
		KS1100.09.01	100x15	760-760	K. BURÇLU		19,500
		KS1100.09.02	100x14	980-760	K. KIVRIK		17,600
		KS1100.09.03	100x13	760-760	K. DÜZ		15,400
		KS1100.09.04	100x13	690-690	K. DÜZ		14,700
		KS1100.09.05	100x13	620-620	K. DÜZ		13,200
		KS1100.09.06	100x13	550-550	K. DÜZ		10,000
		KS1100.09.07	100x13	470-470	K. DÜZ		8,300
		KS1100.09.08	100x13	400-400	K. DÜZ		7,200
		KS1100.09.09	100x13	325-325	K. DÜZ		5,800
		KS1100.09.10	100x13	255-255	K. DÜZ		4,500
		KS1100.09.11	100x13	180-180	K. DÜZ		3,200
Ref. No. :		Avrupa Kodu:					


KS1100.10.00	SCANIA P 380 ARKA	Dikmen No	M (mm)	A-B (mm)	C (mm)	ØD (ØxØxmm)	AĞIRLIK Weight(kg)
		KS1100.10.00	Komple Makas		100		174,000
		KS1100.10.01	90x30	795-795	K. DÜZ		33,400
		KS1100.10.02	90x30	795-795	K. DÜZ		33,400
		KS1100.10.03	90x30	630-630	K. DÜZ		26,500
		KS1100.10.04	90x30	545-545	K. DÜZ		22,950
		KS1100.10.05	90x30	465-465	K. DÜZ		19,550
		KS1100.10.06	90x30	380-380	K. DÜZ		16,000
		KS1100.10.07	90x30	295-295	K. DÜZ		12,400
		KS1100.10.08	90x30	215-215	K. DÜZ		9,000
Ref. No. : 1547824		Avrupa Kodu: 90199000					




A :Sağ Mesafe / Right Distance
 B :Sol Mesafe / Left Distance
 C :Kavis- Ticari Sınıf / Curve- Commercial Class
 D :Burç Ölçüleri / Bush Dimension
 M :Malzeme Ebatı / Material Dimension

KS1100.11.00	SCANIA 143 ÖN	Dikmen No	M (mm)	A-B (mm)	C (mm)	ØD (Øx Øxmm)	AĞIRLIK Weight(kg)
	KS1100.11.00	Komple Makas			130	Ø46	22,600
	KS1100.11.01	90x15	890-890	K. KIVRIK			
Ref. No. :	Avrupa Kodu:						

KS1100.13.00	SCANIA ÖN	Dikmen No	M (mm)	A-B (mm)	C (mm)	ØD (Øx Øxmm)	AĞIRLIK Weight(kg)
	KS1100.13.00	Komple Makas			150	Ø36	17,400
	KS1100.13.01	90x13	910-700	K. KIVRIK			
	KS1100.13.02	90x13	1140-770	K. KIVRIK			
Ref. No. :	Avrupa Kodu:						

KS1100.14.00	SCANIA ARKA	Dikmen No	M (mm)	A-B (mm)	C (mm)	ØD (Øx Øxmm)	AĞIRLIK Weight(kg)
	KS1100.14.00	Komple Makas			155	Ø46	17,150
	KS1100.14.01	90x13	760-760	K. KIVRIK			
Ref. No. :	Avrupa Kodu:						

KS1100.15.00	SCANIA ARKA	Dikmen No	M (mm)	A-B (mm)	C (mm)	ØD (Øx Øxmm)	AĞIRLIK Weight(kg)
	KS1100.15.00	Komple Makas			95	Ø46	143,000
	KS1100.15.01	90x20	770-770	K. DÜZ	21,680		
	KS1100.15.02	90x20	770-770	K. DÜZ	21,680		
	KS1100.15.03	90x20	770-770	K. DÜZ	21,680		
	KS1100.15.04	90x20	570-570	K. SÜZME	15,910		
	KS1100.15.05	90x20	510-510	K. SÜZME	14,220		
	KS1100.15.06	90x20	450-450	K. SÜZME	12,530		
	KS1100.15.07	90x20	390-390	K. SÜZME	10,980		
	KS1100.15.08	90x20	330-330	K. SÜZME	9,290		
	KS1100.15.09	90x20	270-270	K. SÜZME	7,600		
	KS1100.15.10	90x20	210-210	K. SÜZME	5,910		
Ref. No. : 1479937	Avrupa Kodu: 90197000						

KS1100.16.00	SCANIA ARKA	Dikmen No	M (mm)	A-B (mm)	C (mm)	ØD (Øx Øxmm)	AĞIRLIK Weight(kg)
	KS1100.16.00	Komple Makas			100	Ø46	196,000
	KS1100.16.01	100x30	795-795	K. DÜZ	37,300		
	KS1100.16.02	100x30	795-795	K. DÜZ	37,300		
	KS1100.16.03	100x30	630-630	K. DÜZ	29,600		
	KS1100.16.04	100x30	545-545	K. DÜZ	25,600		
	KS1100.16.05	100x30	463-463	K. DÜZ	21,700		
	KS1100.16.06	100x30	380-380	K. DÜZ	17,800		
	KS1100.16.07	100x30	295-295	K. DÜZ	13,800		
	KS1100.16.08	100x30	213-213	K. DÜZ	10,000		
Ref. No. : 2330844	Avrupa Kodu: 90233000						




OTOMOTİV SANAYİ ve TİC. LTD. ŞTİ.

www.dikmenotomotiv.com.tr

VOLVO




A :Sağ Mesafe / Right Distance
 B :Sol Mesafe / Left Distance
 C :Kavis- Ticari Sınıf / Curve- Commercial Class
 D :Burç Ölçüleri / Bush Dimension
 M :Malzeme Ebatı / Material Dimension

PS1200.01.00	VOLVO FL10 83-81 ÖN 2. DİNGİL	Dikmen No	M (mm)	A-B (mm)	C (mm)	ØD (Øx Øxmm)	AĞIRLIK Weight(kg)
	PS1200.01.00	Komple Makas			130	104,5xØ45 xM36x3	79,000
	PS1200.01.01	100x30	830-810	P. BURÇLU	28,400		
	PS1200.01.02	100x30	1090-830	P. KIVRIK	26,940		
	PS1200.01.03	100x26	845-830	P. DÜZ	22,000		


Ref. No. :

Avrupa Kodu:

PS1200.02.00	VOLVO N12 93-81 ÖN 1. DİNGİL	Dikmen No	M (mm)	A-B (mm)	C (mm)	ØD (Øx Øxmm)	AĞIRLIK Weight(kg)
	PS1200.02.00	Komple Makas			140	"M33x45x 104,5"	82,000
	PS1200.02.01	100x30	930-820	P. BURÇLU	28,900		
	PS1200.02.02	100x30	1190-838	P. KIVRIK	27,500		
	PS1200.02.03	100x30	945-830	P.DÜZ	25,500		


Ref. No. :

Avrupa Kodu:

PS1200.03.00	VOLVO FH 12 ÖN	Dikmen No	M (mm)	A-B (mm)	C (mm)	ØD (Øx Øxmm)	AĞIRLIK Weight(kg)
	PS1200.02.00	Komple Makas			140	"M33x45x 104,5"	82,000
	PS1200.02.01	100x30	930-820	P. BURÇLU	28,900		
	PS1200.02.02	100x30	1190-838	P. KIVRIK	27,500		
	PS1200.02.03	100x30	945-830	P.DÜZ	25,500		


Ref. No. : 257839

Avrupa Kodu: 09640000

PS1200.04.00	VOLVO ARKA	Dikmen No	M (mm)	A-B (mm)	C (mm)	ØD (Øx Øxmm)	AĞIRLIK Weight(kg)
	PS1200.04.00	Komple Makas			100	Ø50	
	PS1200.04.01	100x30	650-730	P. KIVRIK	26,800		
	PS1200.04.02	100x30	930-730	P. KIVRIK	27,500		
	PS1200.04.03	100x30	650-730	P.DÜZ	25,400		


Ref. No. :

Avrupa Kodu:

PS1200.05.00	VOLVO 420 POWER ÖN (2. DİNGİL)	Dikmen No	M (mm)	A-B (mm)	C (mm)	ØD (Øx Øxmm)	AĞIRLIK Weight(kg)
	PS1200.05.00	Komple Makas			125	"104,5xØ45 xM36x3"	62,500
	PS1200.05.01	100x21	800-800	P. BURÇLU	22,000		
	PS1200.05.02	100x25	1030-825	P. KIVRIK	21,000		
	PS1200.05.03	100x25	825-825	P. DÜZ	19,200		

Ref. No. : 257822

Avrupa Kodu: 09652000






PS1200.06.00	VOLVO 420-480 POWER ÖN Y.M.	Dikmen No	M (mm)	A-B (mm)	C (mm)	ØD (Øx Øxmm)	AĞIRLIK Weight(kg)
	PS1200.06.00	Komple Makas			125	"110-95x Ø52xØ20"	88,000
	PS1200.06.01	100x32	990-900	P. BURÇLU	36,200		
	PS1200.06.02	100x32	1245-915	P. KIVRIK	28,700		
	PS1200.06.03	100x26	1020-915	P. DÜZ	23,100		

Ref. No. : 257934 / 257910 / 257896

Avrupa Kodu: 09732000




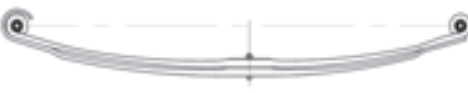
A :Sağ Mesafe / Right Distance
 B :Sol Mesafe / Left Distance
 C :Kavis- Ticari Sınıf / Curve- Commercial Class
 D :Burç Ölçüleri / Bush Dimension
 M :Malzeme Ebatı / Material Dimension


PS1200.06.00.T	VOLVO ÖN Y.M. (TAKVİYELİ)	Dikmen No	M (mm)	A-B (mm)	C (mm)	ØD (Øx Øxmm)	AĞIRLIK Weight(kg)
	PS1200.06.00.T	Komple Makas			125	"110-95x Ø52xØ20"	115,400
	PS1200.06.01	100x32	990-900	P. BURÇLU	38,000		
	PS1200.06.02	100x30	1245-915	P. KIVRIK	29,440		
	PS1200.06.03	100x26	1020-915	P. DÜZ	22,780		
	PS1200.06.04.T	100x26	1020-915	P. DÜZ	22,780		
Ref. No. :	Avrupa Kodu:						
PS1200.09.00.BUL	VOLVO 480 POWER ÖN (2. DİNGİL)	Dikmen No	M (mm)	A-B (mm)	C (mm)	ØD (Øx Øxmm)	AĞIRLIK Weight(kg)
	PS1200.09.00.BUL	Komple Makas			125	"110-95x Ø52xØ20"	65,000
	PS1200.09.01.BUL	100x22	795-795	P. BURÇLU	24,000		
	PS1200.09.02	100x25	1025-820	P. KIVRIK	21,000		
	PS1200.09.03	100x25	825-825	P. DÜZ	19,000		
Ref. No. : 257890 / 257928	Avrupa Kodu: 09714000						
PS1200.09.00.BUÇ	VOLVO 480 POWER ÖN (2. DİNGİL)	Dikmen No	M (mm)	A-B (mm)	C (mm)	ØD (Øx Øxmm)	AĞIRLIK Weight(kg)
	PS1200.09.00.BUÇ	Komple Makas			125	"110-95x Ø52xØ20"	65,000
	PS1200.09.01.BUÇ	100x22	795-795	P. BURÇLU	24,000		
	PS1200.09.02	100x25	1025-820	P. KIVRIK	21,000		
	PS1200.09.03	100x25	825-825	P. DÜZ	19,000		
Ref. No. : 21321727	Avrupa Kodu: 09762000						
PS1200.12.00	VOLVO ARKA	Dikmen No	M (mm)	A-B (mm)	C (mm)	ØD (Øx Øxmm)	AĞIRLIK Weight(kg)
	PS1200.12.00	Komple Makas			41		74,000
	PS1200.12.01	90x52	790-790	P. DÜZ	36,000		
	PS1200.12.02	90x52	790-790	P. DÜZ	38,000		
Ref. No. : 257452	Avrupa Kodu: 09579000						
PS1200.13.00	VOLVO ARKA	Dikmen No	M (mm)	A-B (mm)	C (mm)	ØD (Øx Øxmm)	AĞIRLIK Weight(kg)
	PS1200.13.00	Komple Makas			70		90,000
	PS1200.13.01	75x47	815-815	P. DÜZ	26,600		
	PS1200.13.02	75x47	810-810	P. DÜZ	27,600		
	PS1200.13.03	75x55	810-810	P. DÜZ	32,500		
Ref. No. : 257900	Avrupa Kodu: 09681000						
PS1200.14.00	VOLVO FM9 ARKA	Dikmen No	M (mm)	A-B (mm)	C (mm)	ØD (Øx Øxmm)	AĞIRLIK Weight(kg)
	PS1200.14.00	Komple Makas			5 / 250	"112-101x Ø55xØ26"	100,000
	PS1200.14.01	90x35	910-970	P. BURÇLU	33,000		
	PS1200.14.02	90x35	1160-970	P. KIVRIK	31,000		
	PS1200.14.03	90x45	925-950	P. DÜZ	34,750		
Ref. No. : 257813	Avrupa Kodu: 09695000						





A :Sağ Mesafe / Right Distance
 B :Sol Mesafe / Left Distance
 C :Kavis- Ticari Sınıf / Curve- Commercial Class
 D :Burç Ölçüleri / Bush Dimension
 M :Malzeme Ebatı / Material Dimension


PS1200.15.00	VOLVO AVARE DİNGİL	Dikmen No	M (mm)	A-B (mm)	C (mm)	ØD (Øx Øxmm)	AĞIRLIK Weight(kg)
		PS1200.15.00	Komple Makas		190	"105xØ45 xM36x3"	26,000
		PS1200.15.01	100x22	840-990	P. BURÇLU		
Ref. No. : 257355		Avrupa Kodu: 09463000					

PS1200.16.00	VOLVO ÖN	Dikmen No	M (mm)	A-B (mm)	C (mm)	ØD (Øx Øxmm)	AĞIRLIK Weight(kg)
		PS1200.16.00	Komple Makas		130	"110-95x Ø52xØ20"	72,500
		PS1200.16.01	100x32	990-900	P. BURÇLU		37,400
		PS1200.16.02	100x32	1230-920	P. KIVRIK		32,700
Ref. No. : 257927 / 257892 / 257908		Avrupa Kodu: 09712000					

PS1200.17.00	VOLVO ÖN	Dikmen No	M (mm)	A-B (mm)	C (mm)	ØD (Øx Øxmm)	AĞIRLIK Weight(kg)
		PS1200.17.00	Komple Makas		120	"105xØ45 xM34x4D"	65,000
		PS1200.17.01	100x22	795-795	P. BURÇLU		23,000
		PS1200.17.02	100x24	1030-825	P. KIVRIK		22,000
		PS1200.17.03	100x24	825-825	P. DÜZ		20,000
Ref. No. : 257868 / 257859		Avrupa Kodu: 09658000					

PS1200.19.00.BD3	VOLVO ÖN	Dikmen No	M (mm)	A-B (mm)	C (mm)	ØD (Øx Øxmm)	AĞIRLIK Weight(kg)
		PS1200.19.00.BD3	Komple Makas		146	"105xØ45 xM36x3D"	65,500
		PS1200.19.01	100x30	990-900	P. BURÇLU		33,500
		PS1200.19.02	100x30	1255-930	P. KIVRIK		31,700
Ref. No. : 257840		Avrupa Kodu: 09642000					

PS1200.19.00.BD4	VOLVO ÖN	Dikmen No	M (mm)	A-B (mm)	C (mm)	ØD (Øx Øxmm)	AĞIRLIK Weight(kg)
		PS1200.19.00.BD4	Komple Makas		146	"105xØ45 xM36x4D"	65,500
		PS1200.19.01	100x30	990-900	P. BURÇLU		33,500
		PS1200.19.02	100x30	1255-930	P. KIVRIK		31,700
Ref. No. : 257867 / 257855		Avrupa Kodu: 09662000					

PS1200.21.00	VOLVO FH12 ÖN	Dikmen No	M (mm)	A-B (mm)	C (mm)	ØD (Øx Øxmm)	AĞIRLIK Weight(kg)
		PS1200.21.00	Komple Makas		117,5	"105xØ45 xM36x3D"	70,400
		PS1200.21.01	100x32	990-900	P. BURÇLU		36,800
		PS1200.21.02	100x32	1235-920	P. KIVRIK		32,200
Ref. No. : 257842		Avrupa Kodu: 09644000					



A :Sağ Mesafe / Right Distance
 B :Sol Mesafe / Left Distance
 C :Kavis- Ticari Sınıf / Curve- Commercial Class
 D :Burç Ölçüleri / Bush Dimension
 M :Malzeme Ebatı / Material Dimension

PS1200.28.00	VOLVO ÖN	Dikmen No	M (mm)	A-B (mm)	C (mm)	ØD (Øx Øxmm)	AĞIRLIK Weight(kg)
		PS1200.28.00	Komple Makas		147		60,500
		PS1200.28.01	100x30	900-900	P. BURÇLU	"171x100x Ø45xØ25"	30,400
		PS1200.28.02	100x30	1115-925	P. KIVRIK	"120x87x Ø54xØ20"	29,700

Ref. No. :

Avrupa Kodu:

PS1200.29.00	VOLVO ARKA	Dikmen No	M (mm)	A-B (mm)	C (mm)	ØD (Øx Øxmm)	AĞIRLIK Weight(kg)
		PS1200.29.00	Komple Makas		18/130		127,700
		PS1200.29.01	90x35	910-965	P. BURÇLU	"112-101 xØ55xØ26"	32,100
		PS1200.29.02	90x35	1150-950	P. KIVRIK		31,100
		PS1200.29.03	90x35	930-950	P. DÜZ		29,300
		PS1200.29.04	90x45	925-955	P. DÜZ		35,200

Ref. No. :

Avrupa Kodu:

PS1200.30.00	VOLVO ARKA	Dikmen No	M (mm)	A-B (mm)	C (mm)	ØD (Øx Øxmm)	AĞIRLIK Weight(kg)
		PS1200.30.00	Komple Makas		10/127		98,400
		PS1200.30.01	90x35	910-965	P. BURÇLU	"112-101 xØ55xØ26"	32,100
		PS1200.30.02	90x35	1150-950	P. KIVRIK		31,100
		PS1200.30.03	90x45	925-950	P. DÜZ		35,200

Ref. No. :

Avrupa Kodu:

PS1200.31.00	VOLVO ARKA	Dikmen No	M (mm)	A-B (mm)	C (mm)	ØD (Øx Øxmm)	AĞIRLIK Weight(kg)
		PS1200.31.00	Komple Makas		160		135,500
		PS1200.31.01	100x24	840-960	P. BURÇLU	"M36x3dişx Ø45x105 "	34,900
		PS1200.31.02	100x24	1100-960	P. KIVRIK		26,300
		PS1200.31.03	100x24	850-938	P. DÜZ		23,600
		PS1200.31.04	100x24	850-935	P. DÜZ		23,600
		PS1200.31.05	100x24	850-935	P. DÜZ		23,600

Ref. No. :

Avrupa Kodu:

PS1200.32.00	VOLVO ARKA	Dikmen No	M (mm)	A-B (mm)	C (mm)	ØD (Øx Øxmm)	AĞIRLIK Weight(kg)
		PS1200.32.00	Komple Makas		182/104		79,500
		PS1200.32.01	80x22	800-800	P. BURÇLU	Ø16xØ51 x63x85	18,000
		PS1200.32.02	80x22	1055-830	P. KIVRIK		16,400
		PS1200.32.03	80x22	810-810	P. DÜZ		14,400
		PS1200.32.04	80x22	90-90	P.DÜZ		2,450
		PS1200.32.01.M	80x23	655-655	P. DÜZ		12,600
		PS1200.32.02.M	80x23	655-655	P. DÜZ		12,600

Ref. No. : 6773551 / 6773550

Avrupa Kodu: 09611000

PS1200.33.00	VOLVO ÖN	Dikmen No	M (mm)	A-B (mm)	C (mm)	ØD (Øx Øxmm)	AĞIRLIK Weight(kg)
		PS1200.33.00	Komple Makas		120		93,000
		PS1200.33.01	100x32	990-900	P. BURÇLU	"110-95x Ø52xØ20"	36,200
		PS1200.33.02	100x32	1245-915	P. KIVRIK		33,700
		PS1200.33.03	100x26	1020-915	P. DÜZ		23,100

Ref. No. : 21321730

Avrupa Kodu: 09760000



A :Sağ Mesafe / Right Distance
 B :Sol Mesafe / Left Distance
 C :Kavis- Ticari Sınıf / Curve- Commercial Class
 D :Burç Ölçüleri / Bush Dimension
 M :Malzeme Ebatı / Material Dimension

PS1200.35.00	VOLVO ÖN	Dikmen No	M (mm)	A-B (mm)	C (mm)	ØD (Øx Øxmm)	AĞIRLIK Weight(kg)
		PS1200.35.00	Komple Makas		146/140	"105xØ45x M34x4D"	65,500
		PS1200.35.01	100x30	990-900	P. BURÇLU		33,500
		PS1200.35.02	100x30	1255-930	P. KIVRIK		31,700

Ref. No. :

Avrupa Kodu:

PS1200.36.00.BUÇ	VOLVO ÖN	Dikmen No	M (mm)	A-B (mm)	C (mm)	ØD (Øx Øxmm)	AĞIRLIK Weight(kg)
		PS1200.36.00.BUÇ	Komple Makas		115	"Ø20xØ52 x110x95"	73,600
		PS1200.36.01.BUÇ	100x24	795-795	P. BURÇLU		28,300
		PS1200.36.02	100x25	1045-815	P. KIVRIK	"Ø24,5xØ51 x110x97"	23,500
		PS1200.36.03	100x25	830-815	P. KIVRIK		21,800

Ref. No. : 21321728

Avrupa Kodu: 09768000

PS1200.36.00.BUL	VOLVO ÖN	Dikmen No	M (mm)	A-B (mm)	C (mm)	ØD (Øx Øxmm)	AĞIRLIK Weight(kg)
		PS1200.36.00.BUL	Komple Makas		115	"Ø20xØ52 x110x95"	73,600
		PS1200.36.01.BUL	100x24	795-795	P. BURÇLU		28,300
		PS1200.36.02	100x25	1045-815	P. KIVRIK		23,500
		PS1200.36.03	100x25	830-815	P. KIVRIK		21,800

Ref. No. : 257931 / 257901

Avrupa Kodu: 09740000

PS1200.37.00	VOLVO ÖN	Dikmen No	M (mm)	A-B (mm)	C (mm)	ØD (Øx Øxmm)	AĞIRLIK Weight(kg)
		PS1200.37.00	Komple Makas		174	"Ø24xØ61 x96x86 "	56,100
		PS1200.37.01	90x27	860-860	P. BURÇLU		32,600
		PS1200.37.02	90x28	1075-890	P. KIVRIK		23,500

Ref. No. : 257940 / 21319747

Avrupa Kodu: 09770000

PS1200.38.00	VOLVO ÖN	Dikmen No	M (mm)	A-B (mm)	C (mm)	ØD (Øx Øxmm)	AĞIRLIK Weight(kg)
		PS1200.38.00	Komple Makas		158	"Ø24xØ60 x96x83"	77,000
		PS1200.38.01	90x26	855-855	P. BURÇLU		34,300
		PS1200.38.02	90x26	1070-880	P. KIVRIK		22,000
		PS1200.38.03	90x26	880-880	P. DÜZ		20,600

Ref. No. : 257944

Avrupa Kodu: 09764000


PS1200.39.00.BUÇ	VOLVO ÖN	Dikmen No	M (mm)	A-B (mm)	C (mm)	ØD (Øx Øxmm)	AĞIRLIK Weight(kg)
		PS1200.39.00.BUÇ	Komple Makas		178	"Ø24xØ60,90 x96x82"	70,700
		PS1200.39.01.BUÇ	90x24	860-860	P. BURÇLU		30,000
		PS1200.39.02	90x24	1055-875	P. KIVRIK		21,000
		PS1200.39.03	90x24	875-865	P. DÜZ		19,700

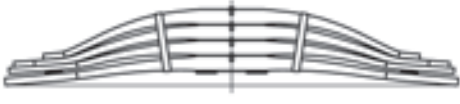
Ref. No. : 257951


Avrupa Kodu: 09778000





A :Sağ Mesafe / Right Distance
 B :Sol Mesafe / Left Distance
 C :Kavis- Ticari Sınıf / Curve- Commercial Class
 D :Burç Ölçüleri / Bush Dimension
 M :Malzeme Ebatı / Material Dimension


PS1200.39.00.BUL	VOLVO ÖN	Dikmen No	M (mm)	A-B (mm)	C (mm)	ØD (Øx Øxmm)	AĞIRLIK Weight(kg)
	PS1200.39.00.BUL	Komple Makas			178	"Ø24xØ61x86x96 "	70,700
	PS1200.39.01.BUL	90x24	860-860	P. BURÇLU	30,000		
	PS1200.39.02	90x24	1055-875	P. KIVRIK	21,000		
	PS1200.39.03	90x24	875-865	P. DÜZ	19,700		
Ref. No. : 257915		Avrupa Kodu: 09788000					


PS1200.40.00	VOLVO FMX / RENAULT 520 ARKA	Dikmen No	M (mm)	A-B (mm)	C (mm)	ØD (Øx Øxmm)	AĞIRLIK Weight(kg)
	PS1200.40.00	Komple Makas			55		154,000
	PS1200.40.01	90x53	815-815	P. DÜZ	40,300		
	PS1200.40.02	90x53	810-810	P. DÜZ	37,800		
	PS1200.40.03	90x53	810-810	P. DÜZ	38,900		
	PS1200.40.04	90x53	700-700	P. DÜZ	35,200		
Ref. No. : 7420795357		Avrupa Kodu: 85014900					

PS1200.41.00	VOLVO ÖN	Dikmen No	M (mm)	A-B (mm)	C (mm)	ØD (Øx Øxmm)	AĞIRLIK Weight(kg)
	PS1200.41.00	Komple Makas			175	"Ø20xØ45 x 97x104 "	45,100
	PS1200.41.01	90x43	984-1116	P.BURÇLU	45,100		
Ref. No. :		Avrupa Kodu:					


PS1200.42.00	VOLVO FM9 ARKA	Dikmen No	M (mm)	A-B (mm)	C (mm)	ØD (Øx Øxmm)	AĞIRLIK Weight(kg)
	PS1200.42.00	Komple Makas			130	"112-101xØ55xØ26"	98,000
	PS1200.42.01	90x35	910-975	P. BURÇLU	32,100		
	PS1200.42.02	90x35	1150-965	P. KIVRIK	30,000		
	PS1200.42.03	90x45	935-965	P. DÜZ	35,200		
Ref. No. :		Avrupa Kodu:					

PS1200.43.00	VOLVO ARKA	Dikmen No	M (mm)	A-B (mm)	C (mm)	ØD (Øx Øxmm)	AĞIRLIK Weight(kg)
	PS1200.43.00	Komple Makas			145	"105xØ45 xM36x3"	33,900
	PS1200.43.01	100x24	835-1030	P. BURÇLU			
Ref. No. : 257847		Avrupa Kodu: 09669000					

PS1200.46.00	VOLVO ÖN	Dikmen No	M (mm)	A-B (mm)	C (mm)	ØD (Øx Øxmm)	AĞIRLIK Weight(kg)
	PS1200.46.00	Komple Makas			174	"Ø24xØ61x96x86"	58,000
	PS1200.46.01	90x26	860-860	P.BURÇLU	32,300		
	PS1200.46.02	90x27	1075-890	P. KIVRIK	22,500		
Ref. No. : 257939		Avrupa Kodu: 09794000					




A :Sağ Mesafe / Right Distance
 B :Sol Mesafe / Left Distance
 C :Kavis- Ticari Sınıf / Curve- Commercial Class
 D :Burç Ölçüleri / Bush Dimension
 M :Malzeme Ebatı / Material Dimension

PS1200.47.00	VOLVO ARKA	Dikmen No	M (mm)	A-B (mm)	C (mm)	ØD (Øx Øxmm)	AĞIRLIK Weight(kg)
		PS1200.47.00	Komple Makas		66		96,500
		PS1200.47.01	75x49	815-815	P. DÜZ		30,700
		PS1200.47.02	75x49	815-815	P. DÜZ		30,200
		PS1200.47.03	75x55	815-815	P. DÜZ		34,300


Ref. No. : 257879 / 257924

Avrupa Kodu: 09679000

PS1200.48.00	VOLVO ÖN	Dikmen No	M (mm)	A-B (mm)	C (mm)	ØD (Øx Øxmm)	AĞIRLIK Weight(kg)
		PS1200.48.00	Komple Makas		175/135	"Ø24xØ60,9 x96x83"	81,000
		PS1200.48.01	90x27	855-860	P.BURÇLU		35,400
		PS1200.48.02	90x27	1090-880	P. KIVRIK		23,400
		PS1200.48.03	90x27	885-880	P. DÜZ		22,000


Ref. No. : 257953

Avrupa Kodu: 09776000

PS1200.48.00.T	VOLVO ÖN (TAKVİYELİ)	Dikmen No	M (mm)	A-B (mm)	C (mm)	ØD (Øx Øxmm)	AĞIRLIK Weight(kg)
		PS1200.48.00.T	Komple Makas		175/135	"Ø24xØ60,9 x96x83"	103,000
		PS1200.48.01	90x27	855-860	P.BURÇLU		35,400
		PS1200.48.02	90x27	1090-880	P. KIVRIK		23,400
		PS1200.48.03	90x27	885-880	P. DÜZ		22,000
		PS1200.48.04.T	90x27	885-880	P. DÜZ		22,000


Ref. No. :

Avrupa Kodu:

PS1200.49.00.BD3	VOLVO ÖN	Dikmen No	M (mm)	A-B (mm)	C (mm)	ØD (Øx Øxmm)	AĞIRLIK Weight(kg)
		PS1200.49.00.BD3	Komple Makas		120	"Ø45x105x M36x3"	66,500
		PS1200.49.01.BD3	100x32	990-900	P.BURÇLU		35,000
		PS1200.49.02	100x32	1220-920	P. KIVRIK		31,200


Ref. No. :

Avrupa Kodu:

PS1200.49.00.BD4	VOLVO ÖN	Dikmen No	M (mm)	A-B (mm)	C (mm)	ØD (Øx Øxmm)	AĞIRLIK Weight(kg)
		PS1200.49.00.BD4	Komple Makas		120	"Ø45x105x M36x4"	66,500
		PS1200.49.01.BD4	100x32	990-900	P.BURÇLU		35,000
		PS1200.49.02	100x32	1220-920	P. KIVRIK		31,200

Ref. No. : 257869 / 257857

Avrupa Kodu: 09666000

PS1200.49.00.T	VOLVO ÖN (TAKVİYELİ)	Dikmen No	M (mm)	A-B (mm)	C (mm)	ØD (Øx Øxmm)	AĞIRLIK Weight(kg)
		PS1200.49.00.T	Komple Makas		120	"Ø45x105x M36x4"	96,500
		PS1200.49.01	100x32	990-900	P.BURÇLU		35,000
		PS1200.49.02	100x32	1220-920	P. KIVRIK		31,200
		PS1200.49.03.T	100x32	1020-920	P. DÜZ		30,000

Ref. No. :

Avrupa Kodu:



A :Sağ Mesafe / Right Distance
 B :Sol Mesafe / Left Distance
 C :Kavis- Ticari Sınıf / Curve- Commercial Class
 D :Burç Ölçüleri / Bush Dimension
 M :Malzeme Ebatı / Material Dimension

PS1200.50.00.BUL	VOLVO ÖN	Dikmen No	M (mm)	A-B (mm)	C (mm)	ØD (Øx Øxmm)	AĞIRLIK Weight(kg)
		PS1200.50.00.BUL	Komple Makas		171	"Ø24xØ61x96x86 "	56,100
		PS1200.50.01.BUL	90x28	855-865	P.BURÇLU		32,600
		PS1200.50.02	90x29	1075-890	P. KIVRIK		23,500
Ref. No. : 257941 / 21319748		Avrupa Kodu: 09780000					

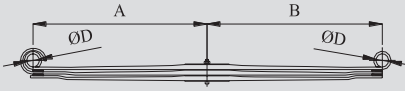
PS1200.50.00.BUÇ	VOLVO ÖN	Dikmen No	M (mm)	A-B (mm)	C (mm)	ØD (Øx Øxmm)	AĞIRLIK Weight(kg)
		PS1200.50.00.BUÇ	Komple Makas		171	Ø24xØ60,90x96x82	56,100
		PS1200.50.01.BUÇ	90x28	855-865	P.BURÇLU		32,600
		PS1200.50.02	90x29	1075-890	P. KIVRIK		23,500
Ref. No. : 7422239802		Avrupa Kodu: 85022800					

PS1200.51.00.BUÇ	VOLVO FM9 ÖN	Dikmen No	M (mm)	A-B (mm)	C (mm)	ØD (Øx Øxmm)	AĞIRLIK Weight(kg)
		PS1200.51.00.BUÇ	Komple Makas		145	"110-95xØ52xØ20"	102,000
		PS1200.51.01.BUÇ	100x28	1090-950	P.BURÇLU		39,000
		PS1200.51.02	100x28	1335-975	P. KIVRIK	"110xØ51xØ24 "	32,500
		PS1200.51.03	100x28	1115-935	P. DÜZ		30,200
Ref. No. : 21321733		Avrupa Kodu: 09798000					

PS1200.51.00.BUL	VOLVO FM9 ÖN	Dikmen No	M (mm)	A-B (mm)	C (mm)	ØD (Øx Øxmm)	AĞIRLIK Weight(kg)
		PS1200.51.00.BUL	Komple Makas		145	"110-95xØ52xØ20"	102,000
		PS1200.51.01.BUL	100x28	1090-950	P.BURÇLU		39,000
		PS1200.51.02	100x28	1335-975	P. KIVRIK	"110xØ51xØ24 "	32,500
		PS1200.51.03	100x28	1115-935	P. DÜZ		30,200
Ref. No. : 257933		Avrupa Kodu: 09746000					

PS1200.52.00	VOLVO ÖN	Dikmen No	M (mm)	A-B (mm)	C (mm)	ØD (Øx Øxmm)	AĞIRLIK Weight(kg)
		PS1200.52.00	Komple Makas		142	"110-95xØ52xØ20 "	102,200
		PS1200.52.01	100x32	990-900	P.BURÇLU		37,400
		PS1200.52.02	100x32	1230-920	P. KIVRIK	"Ø24,5xØ51x110x97"	32,700
		PS1200.52.03	100x32	1010-920	P. DÜZ		29,700
Ref. No. : 257932		Avrupa Kodu: 09720000					

PS1200.53.00	VOLVO ÖN	Dikmen No	M (mm)	A-B (mm)	C (mm)	ØD (Øx Øxmm)	AĞIRLIK Weight(kg)
		PS1200.53.00	Komple Makas		200 / 118	"Ø24xØ61x96x86 "	62,500
		PS1200.53.01	90x31	855-865	P. BURÇLU		33,950
		PS1200.53.02	90x31	1085-895	P. KIVRIK		25,600
Ref. No. : 257943		Avrupa Kodu: 09784000					



A :Sağ Mesafe / Right Distance
 B :Sol Mesafe / Left Distance
 C :Kavis- Ticari Sınıf / Curve- Commercial Class
 D :Burç Ölçüleri / Bush Dimension
 M :Malzeme Ebatı / Material Dimension

PS1200.54.00	VOLVO ÖN	Dikmen No	M (mm)	A-B (mm)	C (mm)	ØD (Øx Øxmm)	AĞIRLIK Weight(kg)
		PS1200.54.00	Komple Makas		115	"105xØ45 xM36x4"	74,000
		PS1200.54.01	100x24	795-795	P. BURÇLU		28,300
		PS1200.54.02	100x25	1025-815	P. KIVRIK		23,500
		PS1200.54.03	100x25	830-815	P.DÜZ		21,800
Ref. No. : 257863 / 257884		Avrupa Kodu: 09692000					

KS1200.01.00	VOLVO N 12 ÖN	Dikmen No	M (mm)	A-B (mm)	C (mm)	ØD (Øx Øxmm)	AĞIRLIK Weight(kg)
		KS1200.01.00	Komple Makas		120	104,5xØ45x M34x4	130,000
		KS1200.01.01	100x13	935-815	K. BURÇLU		
		KS1200.01.02	100x13	1145-885	K. KIVRIK		20,600
		KS1200.01.03	100x13	860-750	K. DÜZ		16,300
		KS1200.01.04	100x13	785-655	K. DÜZ		14,600
		KS1200.01.05	100x13	700-580	K. DÜZ		13,000
		KS1200.01.06	100x13	620-500	K. DÜZ		11,400
		KS1200.01.07	100x13	540-420	K. DÜZ		9,700
		KS1200.01.08	100x13	460-340	K. DÜZ		8,100
		KS1200.01.09	100x13	330-220	K. DÜZ		5,600
		KS1200.01.10	100x13	290-200	K. DÜZ		5,000
		KS1200.01.11	100x13	210-140	K. DÜZ		3,700
Ref. No. : 257591		Avrupa Kodu: 09566000					

KS1200.02.00	VOLVO N 12 ARKA	Dikmen No	M (mm)	A-B (mm)	C (mm)	ØD (Øx Øxmm)	AĞIRLIK Weight(kg)
		KS1200.02.00	Komple Makas		35		149,000
		KS1200.02.01	90x26	790-790	K. SÜZME		27,600
		KS1200.02.02	90x26	750-750	K. SÜZME		26,000
		KS1200.02.03	90x26	625-625	K. SÜZME		21,400
		KS1200.02.04	90x26	550-550	K. SÜZME		18,900
		KS1200.02.05	90x26	475-475	K. SÜZME		16,400
		KS1200.02.06	90x26	400-400	K. SÜZME		13,440
		KS1200.02.07	90x26	320-320	K. SÜZME		10,900
		KS1200.02.08	90x26	250-250	K. SÜZME		8,100
		KS1200.02.09	90x26	175-175	K. SÜZME		5,550
Ref. No. :		Avrupa Kodu:					

KS1200.03.00	VOLVO FH 12 ÖN	Dikmen No	M (mm)	A-B (mm)	C (mm)	ØD (Øx Øxmm)	AĞIRLIK Weight(kg)
		KS1200.03.00	Komple Makas		185	"105xØ45 xM36x3D"	125,000
		KS1200.03.01	100x15	1000-900	K. BURÇLU		25,300
		KS1200.03.02	100x15	1220-920	K. KIVRIK		23,400
		KS1200.03.03	100x15	900-770	K. DÜZ		19,500
		KS1200.03.04	100x15	800-680	K. DÜZ		17,000
		KS1200.03.05	100x15	700-600	K. DÜZ		14,700
		KS1200.03.06	100x15	570-460	K. DÜZ		11,700
		KS1200.03.07	100x15	350-300	K. DÜZ		7,400
		KS1200.03.08	100x15	260-210	K. DÜZ	5,200	
Ref. No. :		Avrupa Kodu:					



A :Sağ Mesafe / Right Distance
 B :Sol Mesafe / Left Distance
 C :Kavis- Ticari Sınıf / Curve- Commercial Class
 D :Burç Ölçüleri / Bush Dimension
 M :Malzeme Ebatı / Material Dimension

KS1200.05.00	VOLVO FH 12 ARKA	Dikmen No	M (mm)	A-B (mm)	C (mm)	ØD (Øx Øxmm)	AĞIRLIK Weight(kg)
		KS1200.05.00	Komple Makas		41		142,500
		KS1200.05.01	75x26	830-830	K.DÜZ		25,250
		KS1200.05.02	75x26	810-810	K. DÜZ		24,650
		KS1200.05.03	75x26	700-700	K. SÜZME		21,100
		KS1200.05.04	75x26	615-615	K. SÜZME		18,500
		KS1200.05.05	75x26	525-525	K. SÜZME		15,800
		KS1200.05.06	75x26	440-440	K. SÜZME		13,200
		KS1200.05.07	75x26	350-350	K. SÜZME		10,450
		KS1200.05.08	75x26	265-265	K. SÜZME		7,900
		KS1200.05.09	75x26	180-180	K. SÜZME		5,300
Ref. No. : 257659		Avrupa Kodu: 09703000					

KS1200.07.00	VOLVO FH 12 ARKA	Dikmen No	M (mm)	A-B (mm)	C (mm)	ØD (Øx Øxmm)	AĞIRLIK Weight(kg)
		KS1200.07.00	Komple Makas		55		156,000
		KS1200.07.01	90x26	830-830	K. KIVRIK		30,200
		KS1200.07.02	90x26	810-810	K. DÜZ		29,200
		KS1200.07.03	90x26	670-670	K. SÜZME		23,000
		KS1200.07.04	90x26	550-550	K. SÜZME		18,600
		KS1200.07.05	90x26	475-475	K. SÜZME		16,000
		KS1200.07.06	90x26	400-400	K. SÜZME		13,400
		KS1200.07.07	90x26	325-325	K. SÜZME		10,800
		KS1200.07.08	90x26	250-250	K. SÜZME		8,200
		KS1200.07.09	90x26	180-180	K. SÜZME		5,600
Ref. No. : 257654		Avrupa Kodu: 09635000					

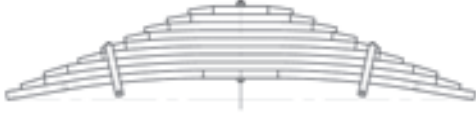
KS1200.09.00	VOLVO ARKA	Dikmen No	M (mm)	A-B (mm)	C (mm)	ØD (Øx Øxmm)	AĞIRLIK Weight(kg)
		KS1200.09.00	Komple Makas		(-20) / 225		
		KS1200.09.01	90x16	910-915	K. BURÇLU	"112-101x Ø55xØ26"	22,900
		KS1200.09.02	90x16	1180-915	K. KIVRIK		23,300
Ref. No. : 257650 / 257652		Avrupa Kodu: 09701000					

KS1200.10.00	VOLVO ARKA	Dikmen No	M (mm)	A-B (mm)	C (mm)	ØD (Øx Øxmm)	AĞIRLIK Weight(kg)
		KS1200.10.00	Komple Makas		52		209,100
		KS1200.10.01	90x26	830-830	K.DÜZ		29,600
		KS1200.10.02	90x26	810-810	K.DÜZ		28,900
		KS1200.10.03	90x26	690-690	K.DÜZ		24,600
		KS1200.10.04	90x26	690-690	K.DÜZ		24,600
		KS1200.10.05	90x26	670-670	K.SÜZME		23,900
		KS1200.10.06	90x26	550-550	K.SÜZME		19,600
		KS1200.10.07	90x26	475-475	K.SÜZME		16,900
		KS1200.10.08	90x26	400-400	K.SÜZME		14,300
		KS1200.10.09	90x26	325-325	K.SÜZME		11,600
		KS1200.10.10	90x26	250-250	K.SÜZME		8,900
		KS1200.10.11	90x26	175-175	K.SÜZME		6,200
Ref. No. : 257658		Avrupa Kodu: 09639000					




A :Sağ Mesafe / Right Distance
 B :Sol Mesafe / Left Distance
 C :Kavis- Ticari Sınıf / Curve- Commercial Class
 D :Burç Ölçüleri / Bush Dimension
 M :Malzeme Ebatı / Material Dimension

KS1200.11.00	VOLVO ARKA	Dikmen No	M (mm)	A-B (mm)	C (mm)	ØD (Øx Øxmm)	AĞIRLIK Weight(kg)
		KS1200.11.00	Komple Makas		70		160,500
		KS1200.11.01	90x26	792,5-792,5	K.DÜZ		29,000
		KS1200.11.02	90x26	750-750	K.SÜZME		27,200
		KS1200.11.03	90x26	670-670	K.SÜZME		24,300
		KS1200.11.04	90x26	550-550	K.SÜZME		19,900
		KS1200.11.05	90x26	475-475	K.SÜZME		17,200
		KS1200.11.06	90x26	400-400	K.SÜZME		14,400
		KS1200.11.07	90x26	325-325	K.SÜZME		11,700
		KS1200.11.08	90x26	250-250	K.SÜZME		9,950
		KS1200.11.09	90x26	175-175	K.SÜZME		6,200
Ref. No. : 257624 / 257603		Avrupa Kodu: 09565000					



KS1200.12.00	VOLVO ARKA	Dikmen No	M (mm)	A-B (mm)	C (mm)	ØD (Øx Øxmm)	AĞIRLIK Weight(kg)
		KS1200.12.00	Komple Makas		40		170,000
		KS1200.12.01	75x26	830-830	K.DÜZ		25,300
		KS1200.12.02	75x26	820-820	K.SÜZME		24,800
		KS1200.12.03	75x26	690-690	K.SÜZME		20,800
		KS1200.12.04	75x26	630-630	K.SÜZME		19,000
		KS1200.12.05	75x26	570-570	K.SÜZME		17,200
		KS1200.12.06	75x26	505-505	K.SÜZME		15,200
		KS1200.12.07	75x26	440-440	K.SÜZME		13,200
		KS1200.12.08	75x26	375-375	K.SÜZME		11,200
		KS1200.12.09	75x26	310-310	K.SÜZME		9,200
		KS1200.12.10	75x26	245-245	K.SÜZME		7,200
		KS1200.12.11	75x26	180-180	K.SÜZME		5,300
Ref. No. : 257653		Avrupa Kodu: 09637000					






OTOMOTİV SANAYİ ve TİC. LTD. ŞTİ.


www.dikmenotomotiv.com.tr


VOLKSWAGEN





A :Sağ Mesafe / Right Distance
 B :Sol Mesafe / Left Distance
 C :Kavis- Ticari Sınıf / Curve- Commercial Class
 D :Burç Ölçüleri / Bush Dimension
 M :Malzeme Ebatı / Material Dimension

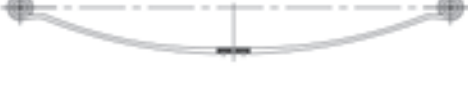
PS1800.01.00	VOLKSWAGEN CADDY ARKA	Dikmen No	M (mm)	A-B (mm)	C (mm)	ØD (Øx Øxmm)	AĞIRLIK Weight(kg)
	PS1800.01.00	Komple Makas		100	P. BURÇLU	"5-70x Ø43xØ12"	7,650
	PS1800.01.01	60x16	735-575				
Ref. No. :		Avrupa Kodu:					

PS1800.02.00	VOLKSWAGEN CADDY ARKA	Dikmen No	M (mm)	A-B (mm)	C (mm)	ØD (Øx Øxmm)	AĞIRLIK Weight(kg)
	PS1800.02.00	Komple Makas		120	P. KIVRIK	"85-70xØ43 xØ12"	7,000
	PS1800.02.01	60x12	640-640				
Ref. No. :		Avrupa Kodu:					

PS1900.01.00	VOLKSWAGEN VOLT ARKA	Dikmen No	M (mm)	A-B (mm)	C (mm)	ØD (Øx Øxmm)	AĞIRLIK Weight(kg)
	PS1900.01.00	Komple Makas		160	P. BURÇLU	"d12xØ50 x80x54"	23,000
	PS1900.01.01	70x18	748-745	13,000			
	PS1900.01.02	70x21	615-615	9,000			
Ref. No. :		Avrupa Kodu:					

PS1900.02.00	VOLKSWAGEN VOLT ARKA	Dikmen No	M (mm)	A-B (mm)	C (mm)	ØD (Øx Øxmm)	AĞIRLIK Weight(kg)
	PS1900.02.00	Komple Makas		150-110	P. BURÇLU	"d12xØ50 x80x54"	13,700
	PS1900.02.01	70x18	745-745				
Ref. No. :		Avrupa Kodu:					

PS1900.03.00	VOLKSWAGEN CADDY ARKA	Dikmen No	M (mm)	A-B (mm)	C (mm)	ØD (Øx Øxmm)	AĞIRLIK Weight(kg)
	PS1900.03.00	Komple Makas		160	P. KIVRIK	"Ø39 Ø39"	9,500
	PS1900.03.01	60x19	790-718				
Ref. No. :		Avrupa Kodu:					

PS1900.04.00	VOLKSWAGEN CRAFTER ARKA	Dikmen No	M (mm)	A-B (mm)	C (mm)	ØD (Øx Øxmm)	AĞIRLIK Weight(kg)
	PS1900.04.00	Komple Makas		140	P. BURÇLU	"Ø12xØ63 x80x57"	
	PS1900.04.01	70x19	740-753				
Ref. No. :		Avrupa Kodu:					



A :Sağ Mesafe / Right Distance
 B :Sol Mesafe / Left Distance
 C :Kavis- Ticari Sınıf / Curve- Commercial Class
 D :Burç Ölçüleri / Bush Dimension
 M :Malzeme Ebatı / Material Dimension

PS1900.05.00	VOLKSWAGEN CRAFTER ARKA	Dikmen No	M (mm)	A-B (mm)	C (mm)	ØD (Øx Øxmm)	AĞIRLIK Weight(kg)
		PS1900.05.00	Komple Makas		121	"Ø12xØ63 x80x57"	15,900
		PS1900.05.01	70x25	745-750	P. BURÇLU	"Ø12xØ63 x80x57"	

Ref. No. :

Avrupa Kodu:

PS1900.06.00	VOLKSWAGEN CADDY ARKA	Dikmen No	M (mm)	A-B (mm)	C (mm)	ØD (Øx Øxmm)	AĞIRLIK Weight(kg)
		PS1900.06.00	Komple Makas		125	"Ø12xØ43 x85x48 "	10,200
		PS1900.06.01	60x19	720-790	P. BURÇLU	"Ø12xØ43 x85x48"	10,200

Ref. No. :

Avrupa Kodu:

PS1900.07.00	VOLKSWAGEN CADDY ARKA	Dikmen No	M (mm)	A-B (mm)	C (mm)	ØD (Øx Øxmm)	AĞIRLIK Weight(kg)
		PS1900.07.00	Komple Makas		133	"85-70x Ø43xØ12"	8,200
		PS1900.07.01	60x16	735-573	P. BURÇLU	"85-70x Ø43xØ12"	8,200

Ref. No. : 2K0511151M

Avrupa Kodu: 95135000

KS1900.01.00	VOLKSWAGEN AMAROK ARKA	Dikmen No	M (mm)	A-B (mm)	C (mm)	ØD (Øx Øxmm)	AĞIRLIK Weight(kg)
		KS1900.01.00	Komple Makas		230	"90x67x Ø61xØ12"	26,000
		KS1900.01.01	70x9	745-755	K. BURÇLU	"90x67x Ø61xØ12"	10,200
		KS1900.01.02	70x9	840-647	P. KIVRIK	"80x62x Ø51xØ12"	7,100
		KS1900.01.03	70x17	490-490	P. DÜZ	"80x62x Ø51xØ12"	8,400

Ref. No. :

Avrupa Kodu:




OTOMOTİV SANAYİ ve TİC. LTD. ŞTİ.


www.dikmenotomotiv.com.tr


RENAULT





A :Sağ Mesafe / Right Distance
 B :Sol Mesafe / Left Distance
 C :Kavis- Ticari Sınıf / Curve- Commercial Class
 D :Burç Ölçüleri / Bush Dimension
 M :Malzeme Ebatı / Material Dimension


PS1300.06.00	RENAULT MASTER ARKA (E.M.)	Dikmen No	M (mm)	A-B (mm)	C (mm)	ØD (Øx Øxmm)	AĞIRLIK Weight(kg)
	PS1300.06.00	Komple Makas		100	"77x67x Ø41xØ14"	13,300	
	PS1300.06.01	70x22	715-715	P. BURÇLU		13,300	
						"77x67x Ø41xØ16"	
Ref. No. : 7700314662 / 8200812456		Avrupa Kodu: 85004600					


PS1300.08.00	RENAULT MASCOTT ARKA	Dikmen No	M (mm)	A-B (mm)	C (mm)	ØD (Øx Øxmm)	AĞIRLIK Weight(kg)
	PS1300.08.00	Komple Makas		170	"70xØ42x Ø16"	33,500	
	PS1300.08.01	60x23	815-815	P. BURÇLU		15,850	
	PS1300.08.02	60x38	725-725	P. DÜZ	15,800		
Ref. No. :		Avrupa Kodu:					

PS1300.10.00	RENAULT MİDLUM ARKA	Dikmen No	M (mm)	A-B (mm)	C (mm)	ØD (Øx Øxmm)	AĞIRLIK Weight(kg)
	PS1300.10.00	Komple Makas		125	Ø32		
	PS1300.10.01	70x24	700-865	P. KIVRIK		14,000	
	PS1300.10.02	70x24	875-820	P. KIVRIK	13,200		
Ref. No. :		Avrupa Kodu:					

PS1300.22.00	RENAULT MASTER ARKA (Y.M.)	Dikmen No	M (mm)	A-B (mm)	C (mm)	ØD (Øx Øxmm)	AĞIRLIK Weight(kg)
	PS1300.22.00	Komple Makas		181 / 111	Ø42-Ø46		
	PS1300.22.01	80x19	727-730	P. KIVRIK		14,000	
Ref. No. :		Avrupa Kodu:					

PS1300.22.00.T	RENAULT MASTER ARKA (Y.M.) (TAKVİYELİ)	Dikmen No	M (mm)	A-B (mm)	C (mm)	ØD (Øx Øxmm)	AĞIRLIK Weight(kg)
	PS1300.22.00.T	Komple Makas		181 / 111	Ø42-Ø46	24,500	
	PS1300.22.01	80x19	727-730	P. KIVRIK		14,000	
	PS1300.22.02.T	80x19	670-670	P.DÜZ	10,400		
Ref. No. :		Avrupa Kodu:					

PS1300.25.00	RENAULT MASTER ARKA (Y.M.)	Dikmen No	M (mm)	A-B (mm)	C (mm)	ØD (Øx Øxmm)	AĞIRLIK Weight(kg)
	PS1300.25.00	Komple Makas		181 / 111	Ø42-Ø46	14,000	
	PS1300.25.01	80x19	727-730	P. KIVRIK		14,000	
Ref. No. : 550200064R / 7485120726 / 550201735R / 7485130397 / 8200740693		Avrupa Kodu: 85011200					



A :Sağ Mesafe / Right Distance
 B :Sol Mesafe / Left Distance
 C :Kavis- Ticari Sınıf / Curve- Commercial Class
 D :Burç Ölçüleri / Bush Dimension
 M :Malzeme Ebatı / Material Dimension

PS1300.25.00.T	RENAULT MASTER ARKA (Y.M.) (TAKVİYELİ)	Dikmen No	M (mm)	A-B (mm)	C (mm)	ØD (Øx Øxmm)	AĞIRLIK Weight(kg)
		PS1300.25.00.T	Komple Makas		181 / 111	Ø42-Ø46	26,000
		PS1300.25.01	80x19	727-730	P. KIVRIK		14,000
		PS1300.25.02.T	80x19	725-690	P.DÜZ		11,100

Ref. No. :

Avrupa Kodu:

PS1300.29.00	RENAULT MASTER ARKA (Y.M.)	Dikmen No	M (mm)	A-B (mm)	C (mm)	ØD (Øx Øxmm)	AĞIRLIK Weight(kg)
		PS1300.29.00	Komple Makas		85/153	Ø46-Ø42	12,000
		PS1300.29.01	70x15	730-730	P. KIVRIK		

Ref. No. :

Avrupa Kodu:

PS1300.01.00	RENAULT 370-420 ÖN	Dikmen No	M (mm)	A-B (mm)	C (mm)	ØD (Øx Øxmm)	AĞIRLIK Weight(kg)
		PS1300.01.00	Komple Makas		161	"104xØ44,5 xØ20"	64,000
		PS1300.01.01	90x32	937-1093	P. BURÇLU		34,000
		PS1300.01.02	90x32	1165-1180	P. KIVRIK		30,000

Ref. No. : 5010294113

Avrupa Kodu: 85001200

PS1300.01.00.T	RENAULT 370-420 ÖN (TAKVİYELİ)	Dikmen No	M (mm)	A-B (mm)	C (mm)	ØD (Øx Øxmm)	AĞIRLIK Weight(kg)
		PS1300.01.00.T	Komple Makas		161	"104xØ44,5 xØ20"	853,000
		PS1300.01.01	90x32	937-1093	P. BURÇLU		34,000
		PS1300.01.02	90x32	1165-1180	P. KIVRIK		30,000
		PS1300.01.03.T	90x25	945-1105	P. DÜZ		21,500

Ref. No. :

Avrupa Kodu:

PS1300.02.00.R	RENAULT 420 Z MAKAS (TIR) SAĞ	Dikmen No	M (mm)	A-B (mm)	C (mm)	ØD (Øx Øxmm)	AĞIRLIK Weight(kg)
		PS1300.02.00.R	Komple Makas		88	"104xØ68x Ø30"	57,700
		PS1300.02.01.R	100x46	612-105	P. BURÇLU		24,500
		PS1300.02.02.R	100x46	905-395	P. KIVRIK		33,200

Ref. No. : 5010239210 / 5010383590

Avrupa Kodu: 85005100


PS1300.02.00.L	RENAULT 420 Z MAKAS (TIR) SOL	Dikmen No	M (mm)	A-B (mm)	C (mm)	ØD (Øx Øxmm)	AĞIRLIK Weight(kg)
		PS1300.02.00.L	Komple Makas		88	"104xØ68x Ø30"	57,700
		PS1300.02.01.L	100x46	612-105	P. BURÇLU		24,500
		PS1300.02.02.L	100x46	905-395	P. KIVRIK		33,200

Ref. No. : 5010383589 / 5010239209

Avrupa Kodu: 85005000




A :Sağ Mesafe / Right Distance
 B :Sol Mesafe / Left Distance
 C :Kavis- Ticari Sınıf / Curve- Commercial Class
 D :Burç Ölçüleri / Bush Dimension
 M :Malzeme Ebatı / Material Dimension

PS1300.03.00	RENAULT 180-220 Z MAKAS	Dikmen No	M (mm)	A-B (mm)	C (mm)	ØD (Øx Øxmm)	AĞIRLIK Weight(kg)
	PS1300.03.00	Komple Makas		70/298	P. BURÇLU	82x79x Ø57xØ30	42,000
	PS1300.03.01	80x40	500-135	27,000			
	PS1300.03.02	80x40	755-325	P. KIVRIK			27,000


Ref. No. :

Avrupa Kodu:

PS1300.04.00	RENAULT MAGNUM ÖN	Dikmen No	M (mm)	A-B (mm)	C (mm)	ØD (Øx Øxmm)	AĞIRLIK Weight(kg)
	PS1300.04.00	Komple Makas		170	P. BURÇLU	"81xØ43 xØ16"	24,000
	PS1300.04.01	70x29	865-865	21,900			
	PS1300.04.02	70x24	90-90	DÜZ			1,700

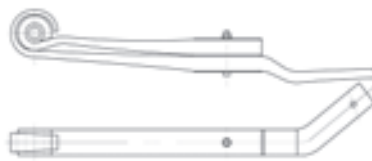
Ref. No. : 5010327827

Avrupa Kodu: 85008000

PS1300.05.00.R	RENAULT Z MAKAS (80x48) SAĞ	Dikmen No	M (mm)	A-B (mm)	C (mm)	ØD (Øx Øxmm)	AĞIRLIK Weight(kg)
	PS1300.05.00.R	Komple Makas		120 / 101	P. BURÇLU	95-70x Ø60xØ24	48,000
	PS1300.05.01.R	80x48	615-112	20,500			
	PS1300.05.02.R	80x48	905-405	P. KIVRIK			27,500

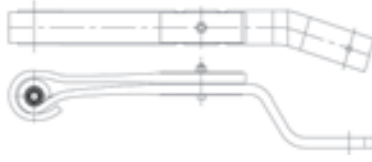
Ref. No. : 5010488500 / 7422477197

Avrupa Kodu: 85011400

PS1300.05.00.L	RENAULT Z MAKAS (80x48) SOL	Dikmen No	M (mm)	A-B (mm)	C (mm)	ØD (Øx Øxmm)	AĞIRLIK Weight(kg)
	PS1300.05.00.L	Komple Makas		120 / 101	P. BURÇLU	95-70x Ø60xØ24	48,000
	PS1300.05.01.L	80x48	615-112	20,500			
	PS1300.05.02.L	80x48	905-405	P. KIVRIK			27,500

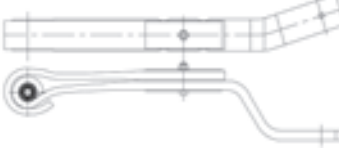
Ref. No. : 5010488499 / 7422477195

Avrupa Kodu: 85011500

PS1300.07.00.R	RENAULT 370 Z MAKAS (AVARE DİNGİL) SAĞ	Dikmen No	M (mm)	A-B (mm)	C (mm)	ØD (Øx Øxmm)	AĞIRLIK Weight(kg)
	PS1300.07.00.R	Komple Makas		(-6)/191	P. BURÇLU	"96xØ62x Ø24"	43,000
	PS1300.07.01.R	100x30	510-451	26,740			
	PS1300.07.02	90x30	790-135	P. KIVRIK			14,880

Ref. No. :

Avrupa Kodu:

PS1300.07.00.L	RENAULT 370 Z MAKAS (AVARE DİNGİL) SOL	Dikmen No	M (mm)	A-B (mm)	C (mm)	ØD (Øx Øxmm)	AĞIRLIK Weight(kg)
	PS1300.07.00.L	Komple Makas		(-6)/191	P. BURÇLU	"96xØ62x Ø24"	43,000
	PS1300.07.01.L	100x30	510-451	26,740			
	PS1300.07.02	90x30	790-135	P. KIVRIK			14,880

Ref. No. :

Avrupa Kodu:





A :Sağ Mesafe / Right Distance
 B :Sol Mesafe / Left Distance
 C :Kavis- Ticari Sınıf / Curve- Commercial Class
 D :Burç Ölçüleri / Bush Dimension
 M :Malzeme Ebatı / Material Dimension


PS1300.11.00	RENAULT 270 ÖN	Dikmen No	M (mm)	A-B (mm)	C (mm)	ØD (Øx Øxmm)	AĞIRLIK Weight(kg)
		PS1300.11.00	Komple Makas		165	"Ø20xØ54xØ95 "	56,000
		PS1300.11.01	80x32	995-995	P. BURÇLU		29,100
		PS1300.11.02	80x32	1245-1020	P. KIVRIK		26,000
Ref. No. :		Avrupa Kodu:					
PS1300.12.00.R	RENAULT 420 Z MAKAS (KIRK AYAK) KÜÇÜK GÖZ SAĞ	Dikmen No	M (mm)	A-B (mm)	C (mm)	ØD (Øx Øxmm)	AĞIRLIK Weight(kg)
		PS1300.12.00.R	Komple Makas		90 / 3	96-95 xØ62xØ24	56,000
		PS1300.12.01	100x46	610-110	P. BURÇLU		23,800
		PS1300.02.02.R	100x46	905-500	P. KIVRIK		32,000
Ref. No. :		Avrupa Kodu:					
PS1300.12.00.L	RENAULT 420 Z MAKAS (KIRK AYAK) KÜÇÜK GÖZ SOL	Dikmen No	M (mm)	A-B (mm)	C (mm)	ØD (Øx Øxmm)	AĞIRLIK Weight(kg)
		PS1300.12.00.L	Komple Makas		90 / 3	96-95 xØ62xØ24	56,000
		PS1300.12.01	100x46	610-110	P. BURÇLU		23,800
		PS1300.02.02.L	100x46	885-393	P. KIVRIK		32,000
Ref. No. :		Avrupa Kodu:					
PS1300.13.00.R	RENAULT 440 TIR ARKA (SAĞ)	Dikmen No	M (mm)	A-B (mm)	C (mm)	ØD (Øx Øxmm)	AĞIRLIK Weight(kg)
		PS1300.13.00.R	Komple Makas		120/25	88-Ø62xØ24	52,000
		PS1300.13.01	90x48	623-105	P. BURÇLU		22,000
		PS1300.13.02.R	90x48	890-410	P. KIVRIK		30,000
Ref. No. : 23336R / 5010600024 / 7422477209		Avrupa Kodu: 85015000					
PS1300.13.00.L	RENAULT 440 TIR ARKA (SOL)	Dikmen No	M (mm)	A-B (mm)	C (mm)	ØD (Øx Øxmm)	AĞIRLIK Weight(kg)
		PS1300.13.00.L	Komple Makas		120/25	88-Ø62xØ24	52,000
		PS1300.13.01	90x48	623-105	P. BURÇLU		22,000
		PS1300.13.02.L	90x48	890-410	P. KIVRIK		30,000
Ref. No. : 23336L / 5010600023 / 7422477207		Avrupa Kodu: 85014800					
PS1300.14.00	RENAULT MAGNUM ÖN	Dikmen No	M (mm)	A-B (mm)	C (mm)	ØD (Øx Øxmm)	AĞIRLIK Weight(kg)
		PS1300.14.00	Komple Makas		145	"95x66xØ43xØ16"	38,000
		PS1300.14.01	80x39	1000-1000	P. BURÇLU		35,000
		PS1300.14.02	80x30	95-95	DÜZ		3,000
Ref. No. : 5010267598		Avrupa Kodu: 85012000					





A :Sağ Mesafe / Right Distance
 B :Sol Mesafe / Left Distance
 C :Kavis- Ticari Sınıf / Curve- Commercial Class
 D :Burç Ölçüleri / Bush Dimension
 M :Malzeme Ebatı / Material Dimension


PS1300.16.00	RENAULT KERAX 440.42 8x4 ÖN 2. DİNGİL	Dikmen No	M (mm)	A-B (mm)	C (mm)	ØD (Øx Øxmm)	AĞIRLIK Weight(kg)
		PS1300.16.00	Komple Makas		125	"96xØ62 xØ24"	60,280
		PS1300.16.01	90x23	795-795	P. BURÇLU		24,680
		PS1300.16.02	90x25	1005-805	P. KIVRIK		18,000
		PS1300.16.03	90x25	805-805	P. DÜZ		17,600
Ref. No. : 5010630359		Avrupa Kodu: 85012300					

PS1300.17.00	RENAULT KERAX 440.42 8x4 ÖN 1. DİNGİL	Dikmen No	M (mm)	A-B (mm)	C (mm)	ØD (Øx Øxmm)	AĞIRLIK Weight(kg)
		PS1300.17.00	Komple Makas		190	"96xØ62 xØ24"	63,500
		PS1300.17.01	90x32	900-945	P. BURÇLU		34,500
		PS1300.17.02	90x32	1200-955	P. KIVRIK		29,200
Ref. No. : 5010557733		Avrupa Kodu: 85013700					

PS1300.18.00	RENAULT 270 ARKA MAKAS	Dikmen No	M (mm)	A-B (mm)	C (mm)	ØD (Øx Øxmm)	AĞIRLIK Weight(kg)
		PS1300.18.00	Komple Makas		99/268	"146-110x Ø64,5xØ38,3 x28,5xØ16,5"	36,000
		PS1300.18.01	76x17	585-65	P. KIVRIK		8,000
		PS1300.18.02	76x47	625-305	P. KIVRIK		27,800
Ref. No. : 82250919 / 20517444 / 82137392 / 20713431 / 20571229		Avrupa Kodu: 09751000					

PS1300.21.00	RENAULT 440-460 ÖN (TİR)	Dikmen No	M (mm)	A-B (mm)	C (mm)	ØD (Øx Øxmm)	AĞIRLIK Weight(kg)
		PS1300.21.00	Komple Makas		180	"96xØ62 xØ24"	63,000
		PS1300.21.01	90x30	905-939	P. BURÇLU		33,700
		PS1300.21.02	90x30	1140-955	P. KIVRIK		28,700
Ref. No. : 5010557732 / 20733615 / 22477160 / 22087598		Avrupa Kodu: 85010600 / 09742000					

PS1300.24.00	RENAULT ÖN	Dikmen No	M (mm)	A-B (mm)	C (mm)	ØD (Øx Øxmm)	AĞIRLIK Weight(kg)
		PS1300.24.00	Komple Makas		155	104xØ45xØ20	88,000
		PS1300.24.01	90x25	820-820	P. KIVRIK		25,600
		PS1300.24.02	90x25	1045-830	P. KIVRIK		20,900
		PS1300.24.03	90x25	830-830	P. DÜZ		19,200
		PS1300.24.04	90x25	830-830	P. DÜZ		19,200
Ref. No. : 5010557358		Avrupa Kodu: 85007600					

PS1300.27.00	RENAULT ÖN	Dikmen No	M (mm)	A-B (mm)	C (mm)	ØD (Øx Øxmm)	AĞIRLIK Weight(kg)
		PS1300.27.00	Komple Makas		160	"104xØ44,5 xØ20"	66,500
		PS1300.27.01	90x30	937-1093	P. BURÇLU		36,000
		PS1300.27.02	90x30	1160-1110	P. KIVRIK		30,000
Ref. No. : 5010294204 / 5000752687		Avrupa Kodu: 85003900					



A :Sağ Mesafe / Right Distance
 B :Sol Mesafe / Left Distance
 C :Kavis- Ticari Sınıf / Curve- Commercial Class
 D :Burç Ölçüleri / Bush Dimension
 M :Malzeme Ebatı / Material Dimension

PS1300.28.00	RENAULT ÖN	Dikmen No	M (mm)	A-B (mm)	C (mm)	ØD (Øx Øxmm)	AĞIRLIK Weight(kg)
		PS1300.28.00	Komple Makas		124	81x56-Ø43xØ16	38,000
		PS1300.28.01	70x26	870-870	P. BURÇLU		19,300
		PS1300.28.02	70x26	1080-890	P. KIVRIK		18,200
		PS1300.28.03	70x15	85-85	P.DÜZ		0,140
Ref. No. : 5010302537		Avrupa Kodu: 85008100					

PS1300.30.00	RENAULT 460 ÖN	Dikmen No	M (mm)	A-B (mm)	C (mm)	ØD (Øx Øxmm)	AĞIRLIK Weight(kg)
		PS1300.30.00	Komple Makas		135	"96x80xØ62xØ24"	68,800
		PS1300.30.01	90x35	900-920	P. BURÇLU		38,200
		PS1300.30.02	90x35	1140-940	P. KIVRIK		30,600
Ref. No. :		Avrupa Kodu:					

PS1300.32.00	RENAULT 520 ÖN (1.DİNG)	Dikmen No	M (mm)	A-B (mm)	C (mm)	ØD (Øx Øxmm)	AĞIRLIK Weight(kg)
		PS1300.32.00	Komple Makas		150	"Ø24xØ62x80x96"	72,000
		PS1300.32.01	90x35	905-925	P. BURÇLU		41,700
		PS1300.32.02	90x35	1150-940	P. KIVRIK		30,300
Ref. No. :		Avrupa Kodu:					


PS1300.33.00	RENAULT 520 ÖN (2.DİNG)	Dikmen No	M (mm)	A-B (mm)	C (mm)	ØD (Øx Øxmm)	AĞIRLIK Weight(kg)
		PS1300.33.00	Komple Makas		75	"Ø24xØ62x80x96"	86,200
		PS1300.33.01	90x23	793-793	P. BURÇLU		27,500
		PS1300.33.02	90x23	1010-815	P. KIVRIK		19,500
		PS1300.33.03	90x23	815-815	P. DÜZ		18,200
		PS1300.33.04	90x23	815-815	P. DÜZ		18,200
		PS1300.33.05	90x14	90-90	P. DÜZ		1,750
Ref. No. : 7482420710		Avrupa Kodu: 85017400					

PS1300.34.00	RENAULT ÖN	Dikmen No	M (mm)	A-B (mm)	C (mm)	ØD (Øx Øxmm)	AĞIRLIK Weight(kg)
		PS1300.34.00	Komple Makas		147	"Ø24xØ62x97x86"	71,100
		PS1300.34.01	90x35	900-940	P. BURÇLU		39,500
		PS1300.34.02	90x35	1135-960	P. KIVRIK		31,300
Ref. No. : 5010557734 / 7482225870		Avrupa Kodu: 85010300					

PS1300.35.00	RENAULT ÖN	Dikmen No	M (mm)	A-B (mm)	C (mm)	ØD (Øx Øxmm)	AĞIRLIK Weight(kg)
		PS1300.35.00	Komple Makas		128	"96x80xØ62xØ24"	74,500
		PS1300.35.01.B	90x35	905-920	P. BURÇLU		38,900
		PS1300.35.02	90x35	1165-940	P. KIVRIK		31,500
		PS1300.35.03	90x25	115-115	P. DÜZ		4,000
Ref. No. :		Avrupa Kodu:					




A :Sağ Mesafe / Right Distance
 B :Sol Mesafe / Left Distance
 C :Kavis- Ticari Sınıf / Curve- Commercial Class
 D :Burç Ölçüleri / Bush Dimension
 M :Malzeme Ebatı / Material Dimension

PS1300.35.00.BU	RENAULT ÖN	Dikmen No	M (mm)	A-B (mm)	C (mm)	ØD (Øx Øxmm)	AĞIRLIK Weight(kg)
	PS1300.35.00.BU	Komple Makas			128	"96x80x Ø62xØ24 "	74,500
	PS1300.35.01.BU	90x35	905-920	P. BURÇLU	38,900		
	PS1300.35.02	90x35	1165-940	P. KIVRIK	"96x80x Ø62xØ24 "	31,500	
	PS1300.35.03	90x25	115-115	P. DÜZ	4,000		


Ref. No. : 7482412100

Avrupa Kodu:

PS1300.37.00	RENAULT 440 ARKA	Dikmen No	M (mm)	A-B (mm)	C (mm)	ØD (Øx Øxmm)	AĞIRLIK Weight(kg)
	PS1300.37.00	Komple Makas			47		
	PS1300.37.01	90x53	815-815	P. DÜZ	40,200		

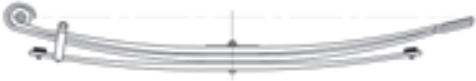
Ref. No. :

Avrupa Kodu:

PS1300.38.00	RENAULT ARKA	Dikmen No	M (mm)	A-B (mm)	C (mm)	ØD (Øx Øxmm)	AĞIRLIK Weight(kg)
	PS1300.38.00	Komple Makas			97	" 20xØ53 x95x68"	93,500
	PS1300.38.01	80x35	900-1065	P. BURÇLU	32,000		
	PS1300.38.02	80x35	1150-1065	P. KIVRIK	30,100		
	PS1300.38.03	80x42	870-870	P. DÜZ	30,000		


Ref. No. : 5010557425 / 5010488356 / 7422477171

Avrupa Kodu: 85011000

PS1300.39.00	RENAULT PREMIUM ARKA	Dikmen No	M (mm)	A-B (mm)	C (mm)	ØD (Øx Øxmm)	AĞIRLIK Weight(kg)
	PS1300.39.00	Komple Makas			123	"Ø20xØ45 x104"	88,000
	PS1300.39.01	90x31	900-1020	P. BURÇLU	31,200		
	PS1300.39.02	90x31	1145-1000	P. KIVRIK	30,200		
	PS1300.39.03	90x31	860-800	P. DÜZ	25,000		


Ref. No. : 5010383829

Avrupa Kodu: 85003400

PS1300.40.00	RENAULT ÖN	Dikmen No	M (mm)	A-B (mm)	C (mm)	ØD (Øx Øxmm)	AĞIRLIK Weight(kg)
	PS1300.40.00	Komple Makas			216-173	"Ø62xØ24 -96-80"	66,500
	PS1300.40.01	90x30	900-940	P. BURÇLU	35,800		
	PS1300.40.02	90x31	1135-960	P. KIVRIK	"Ø62xØ24 -96-80"	28,800	

Ref. No. :

Avrupa Kodu:

PS1300.42.00	RENAULT ÖN	Dikmen No	M (mm)	A-B (mm)	C (mm)	ØD (Øx Øxmm)	AĞIRLIK Weight(kg)
	PS1300.42.00	Komple Makas			145	"Ø16xØ43 x95x66"	60,000
	PS1300.42.01	80x32	1000-1000	P. BURÇLU	30,500		
	PS1300.42.02	80x32	1225-1020	P. KIVRIK	28,000		

Ref. No. : 5010302480

Avrupa Kodu: 47303000 / 09214000



A :Sağ Mesafe / Right Distance
 B :Sol Mesafe / Left Distance
 C :Kavis- Ticari Sınıf / Curve- Commercial Class
 D :Burç Ölçüleri / Bush Dimension
 M :Malzeme Ebatı / Material Dimension

PS1300.43.00	RENAULT ÖN	Dikmen No	M (mm)	A-B (mm)	C (mm)	ØD (Øx Øxmm)	AĞIRLIK Weight(kg)
		PS1300.43.00	Komple Makas		147	"Ø24xØ62x 97x86"	70,500
		PS1300.43.01	90x35	900-920	P. BURÇLU		39,000
		PS1300.43.02	90x35	1142-940	P. KIVRIK		31,000
Ref. No. : 7482401378		Avrupa Kodu: 85012700					

PS1300.44.00	RENAULT KERAX ÖN	Dikmen No	M (mm)	A-B (mm)	C (mm)	ØD (Øx Øxmm)	AĞIRLIK Weight(kg)
		PS1300.44.00	Komple Makas		70 / 80	"Ø24xØ62x 96x80"	84,500
		PS1300.44.01	90x23	795-795	P. BURÇLU		27,200
		PS1300.44.02	90x23	1020-815	P. KIVRIK		19,200
		PS1300.44.03	90x23	815-815	P. DÜZ		17,800
		PS1300.44.04	90x23	815-815	P. DÜZ		17,800
		PS1300.44.05	90x12	90-90	K. DÜZ		1,500
Ref. No. : 7482065680 / 5010630372		Avrupa Kodu:					


PS1300.45.00	RENAULT 480 ÖN	Dikmen No	M (mm)	A-B (mm)	C (mm)	ØD (Øx Øxmm)	AĞIRLIK Weight(kg)
		PS1300.45.00	Komple Makas		174	"Ø24xØ61 x96x86 "	56,100
		PS1300.45.01	90x27	860-860	P. BURÇLU		32,600
		PS1300.45.02	90x28	1075-890	P. KIVRIK		23,500
Ref. No. :		Avrupa Kodu:					

PS1300.46.00	RENAULT ARKA	Dikmen No	M (mm)	A-B (mm)	C (mm)	ØD (Øx Øxmm)	AĞIRLIK Weight(kg)
		PS1300.46.00	Komple Makas		117	"Ø14xØ46 x88-75"	13,800
		PS1300.46.01	80x19	730-730	P. BURÇLU		13,800
						"Ø16xØ49 x88-75"	
Ref. No. :		Avrupa Kodu:					


KS1300.01.00	RENAULT KERAX ÖN	Dikmen No	M (mm)	A-B (mm)	C (mm)	ØD (Øx Øxmm)	AĞIRLIK Weight(kg)
		KS1300.01.00	Komple Makas		120	88xØ34xØ28	95,800
		KS1300.01.01	90x15	820-820	K. BURÇLU		19,100
		KS1300.01.02	90x15	990-900	K. KIVRIK	104xØ45 xØ20	19,000
		KS1300.01.03	90x15	780-780	K. SÜZME		15,100
		KS1300.01.04	90x15	660-660	K. SÜZME		13,000
		KS1300.01.05	90x15	540-540	K. SÜZME		10,500
		KS1300.01.06	90x15	425-425	K. SÜZME		8,000
		KS1300.01.07	90x15	310-310	K. SÜZME		6,000
		KS1300.01.08	90x15	170-170	K. SÜZME		5,100
Ref. No. : 5010383762 / 5430123409 / 5001848112		Avrupa Kodu: 85006000					



A :Sağ Mesafe / Right Distance
 B :Sol Mesafe / Left Distance
 C :Kavis- Ticari Sınıf / Curve- Commercial Class
 D :Burç Ölçüleri / Bush Dimension
 M :Malzeme Ebatı / Material Dimension

KS1300.02.00	RENAULT KERAX ARKA	Dikmen No	M (mm)	A-B (mm)	C (mm)	ØD (Øx Øxmm)	AĞIRLIK Weight(kg)
	KS1300.02.00	Komple Makas			80		162,000
	KS1300.02.01	100x25	800-800	K. DÜZ		29,000	
	KS1300.02.02	100x25	800-800	K. DÜZ		29,000	
	KS1300.02.03	100x25	585-585	K. SÜZME		20,800	
	KS1300.02.04	100x25	520-520	K. SÜZME		18,600	
	KS1300.02.05	100x25	455-455	K. SÜZME		1,000	
	KS1300.02.06	100x25	395-395	K. SÜZME		14,000	
	KS1300.02.07	100x25	330-330	K. SÜZME		12,300	
	KS1300.02.08	100x25	265-265	K. SÜZME		9,000	
	KS1300.02.09	100x25	200-200	K. SÜZME		7,000	
	KS1300.02.10	100x10	110-110	K. DÜZ		1,700	
Ref. No. : 5010383736 / 5010094676 / 5001848108		Avrupa Kodu: 85004700 / 85005800					


KS1300.03.00	RENAULT KERAX 440 ARKA	Dikmen No	M (mm)	A-B (mm)	C (mm)	ØD (Øx Øxmm)	AĞIRLIK Weight(kg)
	KS1300.03.00	Komple Makas			40		206,000
	KS1300.03.01	90x26	830-830	K. KIVRIK		28,900	
	KS1300.03.02	90x26	810-810	K. KIVRIK		28,000	
	KS1300.03.03	90x26	690-690	K. DÜZ		24,500	
	KS1300.03.04	90x26	690-690	K. DÜZ		24,500	
	KS1300.03.05	90x26	670-670	K. SÜZME		23,000	
	KS1300.03.06	90x26	550-550	K. SÜZME		19,000	
	KS1300.03.07	90x26	470-470	K. SÜZME		16,000	
	KS1300.03.08	90x26	405-405	K. SÜZME		13,800	
	KS1300.03.09	90x26	325-325	K. SÜZME		11,000	
	KS1300.03.10	90x26	250-250	K. SÜZME		7,800	
	KS1300.03.11	90x26	175-175	K. SÜZME		5,400	
Ref. No. :		Avrupa Kodu:					


KS1300.04.00	RENAULT KERAX ARKA	Dikmen No	M (mm)	A-B (mm)	C (mm)	ØD (Øx Øxmm)	AĞIRLIK Weight(kg)
	KS1300.04.00	Komple Makas			53		125,000
	KS1300.04.01	100x24	755-755	K. DÜZ		27,600	
	KS1300.04.02	100x24	755-755	K. SÜZME		26,500	
	KS1300.04.03	100x24	570-570	K. SÜZME		20,100	
	KS1300.04.04	100x24	480-480	K. SÜZME		16,800	
	KS1300.04.05	100x24	390-390	K. SÜZME		13,500	
	KS1300.04.06	100x24	300-300	K. SÜZME		10,250	
	KS1300.04.07	100x24	210-210	K. SÜZME		7,000	
	KS1300.04.08	100x10	110-110	K. DÜZ		1,700	
	Ref. No. :		Avrupa Kodu:				


DAF





A :Sağ Mesafe / Right Distance
 B :Sol Mesafe / Left Distance
 C :Kavis- Ticari Sınıf / Curve- Commercial Class
 D :Burç Ölçüleri / Bush Dimension
 M :Malzeme Ebatı / Material Dimension


PS1400.02.00	DAF ARKA	Dikmen No	M (mm)	A-B (mm)	C (mm)	ØD (Øx Øxmm)	AĞIRLIK Weight(kg)
	PS1400.02.00	Komple Makas			160	Ø49	35,200
	PS1400.02.01	80x40	997-997	P. KIVRIK			
Ref. No. :	Avrupa Kodu:						

PS1400.03.00	DAF ÖN	Dikmen No	M (mm)	A-B (mm)	C (mm)	ØD (Øx Øxmm)	AĞIRLIK Weight(kg)
	PS1400.03.00	Komple Makas			125	"75,5xØ39 xØ31 52,5xØ31 xØ26"	48,500
	PS1400.03.01	80x32	900-900	P. BURÇLU			26,160
	PS1400.03.02	80x28	1105-910	P. KIVRIK			21,000
Ref. No. :	Avrupa Kodu:						

PS1400.04.00	DAF 85-380 ÖN	Dikmen No	M (mm)	A-B (mm)	C (mm)	ØD (Øx Øxmm)	AĞIRLIK Weight(kg)
	PS1400.04.00	Komple Makas			140	"86-70x Ø63xØ24 "	56,600
	PS1400.04.01	80x32	900-900	P. BURÇLU			31,400
	PS1400.04.02	80x32	1185-910	P. KIVRIK			24,100
Ref. No. : 1426358 / 1693875	Avrupa Kodu: 29344000						

PS1400.06.00	DAF ARKA	Dikmen No	M (mm)	A-B (mm)	C (mm)	ØD (Øx Øxmm)	AĞIRLIK Weight(kg)
	PS1400.06.00	Komple Makas			80	Ø49	92,000
	PS1400.06.01	100x25	800-740	P. KIVRIK			26,600
	PS1400.06.02	100x25	1010-760	P. KIVRIK			21,900
	PS1400.06.03	100x25	820-760	P. DÜZ			20,850
	PS1400.06.04	100x25	820-760	P. DÜZ			20,850
Ref. No. :	Avrupa Kodu:						

PS1400.06.00.T	DAF ARKA	Dikmen No	M (mm)	A-B (mm)	C (mm)	ØD (Øx Øxmm)	AĞIRLIK Weight(kg)
	PS1400.06.00.T	Komple Makas			80	Ø49	119,000
	PS1400.06.01	100x25	800-740	P. KIVRIK			26,600
	PS1400.06.02	100x25	1010-760	P. KIVRIK			21,900
	PS1400.06.03	100x25	820-760	P. DÜZ			20,850
	PS1400.06.04	100x25	820-760	P. DÜZ			20,850
	PS1400.06.04.T	100x35	820-680	P. DÜZ			27,600
Ref. No. :	Avrupa Kodu:						

PS1400.07.00	DAF ÖN	Dikmen No	M (mm)	A-B (mm)	C (mm)	ØD (Øx Øxmm)	AĞIRLIK Weight(kg)
	PS1400.07.00	Komple Makas			120	Ø49	36,000
	PS1400.07.01	100x32	900-900	P. KIVRIK			
Ref. No. :	Avrupa Kodu:						



A :Sağ Mesafe / Right Distance
 B :Sol Mesafe / Left Distance
 C :Kavis- Ticari Sınıf / Curve- Commercial Class
 D :Burç Ölçüleri / Bush Dimension
 M :Malzeme Ebatı / Material Dimension

PS1400.09.00	DAF ÖN	Dikmen No	M (mm)	A-B (mm)	C (mm)	ØD (Øx Øxmm)	AĞIRLIK Weight(kg)
		PS1400.09.00	Komple Makas		172	86-70X Ø63XØ24	55,600
		PS1400.09.01	80x28	900-900	P. BURÇLU		29,000
		PS1400.09.02	80x30	1175-905	P. KIVRIK		26,000
Ref. No. : 1381683		Avrupa Kodu: 29340000					

PS1400.10.00	DAF ÖN	Dikmen No	M (mm)	A-B (mm)	C (mm)	ØD (Øx Øxmm)	AĞIRLIK Weight(kg)
		PS1400.10.00	Komple Makas		125	"75,5xØ39 xØ31 52,5xØ31 xØ26"	49,000
		PS1400.10.01	80x32	900-900	P. BURÇLU		26,160
		PS1400.10.02	80x28	1105-910	P. KIVRIK		21,000
Ref. No. :		Avrupa Kodu:					

PS1400.10.00.T	DAF ÖN	Dikmen No	M (mm)	A-B (mm)	C (mm)	ØD (Øx Øxmm)	AĞIRLIK Weight(kg)
		PS1400.10.00.T	Komple Makas		125	"75,5xØ39x Ø31 52,5xØ31x Ø26"	68,000
		PS1400.10.01	80x32	900-900	P. BURÇLU		25,400
		PS1400.10.02	80x28	1105-910	P. KIVRIK		21,800
		PS1400.10.03	80x28	910-910	P. DÜZ		19,000
Ref. No. :		Avrupa Kodu:					


PS1400.11.00	DAF ÖN	Dikmen No	M (mm)	A-B (mm)	C (mm)	ØD (Øx Øxmm)	AĞIRLIK Weight(kg)
		PS1400.11.00	Komple Makas		125	"75,5xØ39 xØ31 52,5xØ31 xØ26"	56,000
		PS1400.11.01	80x32	900-900	P. BURÇLU		27,000
		PS1400.11.02	80x32	1105-910	P. KIVRIK		26,000
		PS1400.11.03	80x24	90-90	P. DÜZ		2,800
Ref. No. : 1279672		Avrupa Kodu: 29372000					


PS1400.12.00	DAF ARKA	Dikmen No	M (mm)	A-B (mm)	C (mm)	ØD (Øx Øxmm)	AĞIRLIK Weight(kg)
		PS1400.12.00	Komple Makas		95	Ø49	35,000
		PS1400.12.01	100x32	900-900	P. KIVRIK		
Ref. No. :		Avrupa Kodu:					

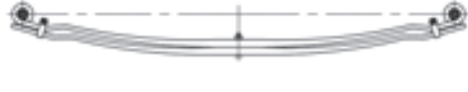
PS1400.13.00	DAF ARKA	Dikmen No	M (mm)	A-B (mm)	C (mm)	ØD (Øx Øxmm)	AĞIRLIK Weight(kg)
		PS1400.13.00	Komple Makas		118	"75,5xØ39 xØ31 "	70,000
		PS1400.13.01	80x28	900-900	P. BURÇLU		25,400
		PS1400.13.02	80x28	1120-910	P. KIVRIK	"52,5xØ31 xØ26"	24,200
		PS1400.13.03	80x28	910-910	P. DÜZ		19,740
Ref. No. : 1238644 / 295458		Avrupa Kodu: 29304000					





A :Sağ Mesafe / Right Distance
 B :Sol Mesafe / Left Distance
 C :Kavis- Ticari Sınıf / Curve- Commercial Class
 D :Burç Ölçüleri / Bush Dimension
 M :Malzeme Ebatı / Material Dimension


PS1400.14.00	DAF ÖN	Dikmen No	M (mm)	A-B (mm)	C (mm)	ØD (Øx Øxmm)	AĞIRLIK Weight(kg)
		PS1400.14.00	Komple Makas		168	"86-70x Ø63xØ24"	55,600
		PS1400.14.01	80x28	900-900	P. BURÇLU		29,000
		PS1400.14.02	80x30	1175-905	P. KIVRIK		26,000
Ref. No. : 1377375		Avrupa Kodu: 29342000					

PS1400.15.00	DAF ARKA	Dikmen No	M (mm)	A-B (mm)	C (mm)	ØD (Øx Øxmm)	AĞIRLIK Weight(kg)
		PS1400.15.00	Komple Makas		-18	"146-110 xØ64,5x Ø38,3x28,5 xØ16,5"	6,950
		PS1400.15.01	76x17	662	P. BURÇLU		
Ref. No. : 1401333		Avrupa Kodu: 29431000					

PS1400.16.00	DAF ÖN	Dikmen No	M (mm)	A-B (mm)	C (mm)	ØD (Øx Øxmm)	AĞIRLIK Weight(kg)
		PS1400.16.00	Komple Makas		100	"82x74x Ø45xØ16 "	48,500
		PS1400.16.01	75x30	870-870	P. BURÇLU		24,850
		PS1400.16.02	75x30	915-915	P. DÜZ		21,600
Ref. No. :		Avrupa Kodu:					







PS1400.17.00	DAF ARKA	Dikmen No	M (mm)	A-B (mm)	C (mm)	ØD (Øx Øxmm)	AĞIRLIK Weight(kg)
		PS1400.17.00	Komple Makas		106	"82x74x Ø45xØ16 "	25,500
		PS1400.17.01	75x34	870-870	P. BURÇLU		
Ref. No. : 1401668 / 1700738 / 17112247 / 1401679		Avrupa Kodu: 29141000					

PS1400.18.00	DAF ARKA	Dikmen No	M (mm)	A-B (mm)	C (mm)	ØD (Øx Øxmm)	AĞIRLIK Weight(kg)
		PS1400.18.00	Komple Makas		100	"86x81x Ø61xØ24"	59,500
		PS1400.18.01	90x29	930-930	P. BURÇLU		33,900
		PS1400.18.02	90x29	965-965	P. DÜZ		25,400
Ref. No. : 1405329 / 1700731 / 1711838 / 1469623		Avrupa Kodu: 29376000					

PS1400.19.00	DAF Z	Dikmen No	M (mm)	A-B (mm)	C (mm)	ØD (Øx Øxmm)	AĞIRLIK Weight(kg)
		PS1400.19.00	Komple Makas		50/100	"d30xD60 x200-102 "	51,500
		PS1400.19.01	100x50	795x642	P. BURÇLU		51,500
Ref. No. :		Avrupa Kodu:					





A :Sağ Mesafe / Right Distance
 B :Sol Mesafe / Left Distance
 C :Kavis- Ticari Sınıf / Curve- Commercial Class
 D :Burç Ölçüleri / Bush Dimension
 M :Malzeme Ebatı / Material Dimension


PS1400.20.00	DAF Z	Dikmen No	M (mm)	A-B (mm)	C (mm)	ØD (Øx Øxmm)	AĞIRLIK Weight(kg)
		PS1400.20.00	Komple Makas		90	Ø37,75	58,000
		PS1400.20.01	90x50	1155-835	P. BURÇLU		
Ref. No. :		Avrupa Kodu:					
PS1400.21.00	DAF ÖN	Dikmen No	M (mm)	A-B (mm)	C (mm)	ØD (Øx Øxmm)	AĞIRLIK Weight(kg)
		PS1400.21.00	Komple Makas		125	"82x74x Ø45xØ16 "	278,000
		PS1400.21.01	75x34	950-950	P. BURÇLU		27,800
Ref. No. : 1401538 / 1700730 / 1712213		Avrupa Kodu: 29146000					
PS1400.22.00	DAF ÖN	Dikmen No	M (mm)	A-B (mm)	C (mm)	ØD (Øx Øxmm)	AĞIRLIK Weight(kg)
		PS1400.22.00	Komple Makas		113	Ø24xØ63 x86x70	78,000
		PS1400.22.01	80x29	900-900	P. BURÇLU		31,300
		PS1400.22.02	80x31	1190-910	P. KIVRIK		23,000
		PS1400.22.03	80x31	910-910	P. DÜZ		21,400
Ref. No. : 1693877 / 1382745		Avrupa Kodu: 29366000					
PS1400.25.00	DAF ARKA	Dikmen No	M (mm)	A-B (mm)	C (mm)	ØD (Øx Øxmm)	AĞIRLIK Weight(kg)
		PS1400.25.00	Komple Makas		165	"Ø16xØ45 x143x76 "	99,000
		PS1400.25.01	90x30	950-950	P. BURÇLU		34,600
		PS1400.25.02	90x30	1000-1000	P. DÜZ		27,600
		PS1400.25.03	90x40	1015-1015	P. DÜZ		35,900
Ref. No. : 1406259 / 1700736 / 1408984 / AFRG963		Avrupa Kodu: 29435000					
PS1400.26.00	DAF ARKA	Dikmen No	M (mm)	A-B (mm)	C (mm)	ØD (Øx Øxmm)	AĞIRLIK Weight(kg)
		PS1400.26.00	Komple Makas		168 / 76	"Ø19xØ52 x158x90 "	70,500
		PS1400.26.01	90x28	950-565	P. BURÇLU		28,500
		PS1400.26.02	90x28	1000-610	P. DÜZ		20,500
		PS1400.26.03	90x28	1000-610	P. DÜZ		20,500
Ref. No. : 1700769		Avrupa Kodu: 29443000					
PS1400.27.00	DAF ARKA	Dikmen No	M (mm)	A-B (mm)	C (mm)	ØD (Øx Øxmm)	AĞIRLIK Weight(kg)
		PS1400.27.00	Komple Makas		124 / 69	"Ø16xØ49 x143x76"	65,200
		PS1400.27.01	75x30	815-565	P. BURÇLU		21,500
		PS1400.27.02	75x30	863-608	P.DÜZ		17,400
		PS1400.27.03	75x40	880-625	P.DÜZ		23,300
Ref. No. : 1700741 / 1712261		Avrupa Kodu: 29429000					





A :Sağ Mesafe / Right Distance
 B :Sol Mesafe / Left Distance
 C :Kavis- Ticari Sınıf / Curve- Commercial Class
 D :Burç Ölçüleri / Bush Dimension
 M :Malzeme Ebatı / Material Dimension

PS1400.28.00	DAF 55 ARKA	Dikmen No	M (mm)	A-B (mm)	C (mm)	ØD (Øx Øxmm)	AĞIRLIK Weight(kg)
	PS1400.28.00	Komple Makas			141	"Ø19xØ52 x158x90"	89,000
	PS1400.28.01	90x29	945-815	P. BURÇLU			32,500
	PS1400.28.02	90x29	990-865	P.DÜZ	"Ø18xØ52 x97x90"	23,500	
	PS1400.28.03	90x40	1015-880	P.DÜZ		32,500	
Ref. No. : 1406254 / ACHF862 / 1700737 / AFRG965 / 1712264		Avrupa Kodu: 29421000					

PS1400.29.00	DAF ÖN	Dikmen No	M (mm)	A-B (mm)	C (mm)	ØD (Øx Øxmm)	AĞIRLIK Weight(kg)
	PS1400.29.00	Komple Makas			135	"Ø36x Ø30,10x80"	49,000
	PS1400.29.01	80x31	895-815	P. BURÇLU			25,600
	PS1400.29.02	80x30	1100-880	P.KIVIRIK	"Ø36x Ø30,10x80"	23,000	
Ref. No. :		Avrupa Kodu: 66128000					

PS1400.30.00	DAF ÖN	Dikmen No	M (mm)	A-B (mm)	C (mm)	ØD (Øx Øxmm)	AĞIRLIK Weight(kg)
	PS1400.30.00	Komple Makas			185	"Ø24xØ60 x96"	58,500
	PS1400.30.01	90x27	900-900	P. BURÇLU			32,400
	PS1400.30.02	90x28	1165-910	P.KIVIRIK	"Ø24xØ60 x96"	24,000	
Ref. No. : 1890046		Avrupa Kodu: 29396000					

PS1400.31.00	DAF ÖN	Dikmen No	M (mm)	A-B (mm)	C (mm)	ØD (Øx Øxmm)	AĞIRLIK Weight(kg)
	PS1400.31.00	Komple Makas			160	"Ø24xØ60 x96"	62,500
	PS1400.31.01	90x29	900-900	P. BURÇLU			37,500
	PS1400.31.02	90x29	1175-920	P.KIVIRIK	"Ø24xØ60 x96"	25,000	
Ref. No. : 1905818		Avrupa Kodu: 29406000					

KS1400.01.00	DAF 85-380 ARKA	Dikmen No	M (mm)	A-B (mm)	C (mm)	ØD (Øx Øxmm)	AĞIRLIK Weight(kg)
	KS1400.01.00	Komple Makas			35		126,500
	KS1400.01.01	90x29	780-780	K. DÜZ	30,500		
	KS1400.01.02	90x29	760-760	K. DÜZ	30,300		
	KS1400.01.03	90x29	620-620	K. SÜZME	24,000		
	KS1400.01.04	90x29	430-430	K. SÜZME	18,200		
	KS1400.01.05	90x29	350-350	K. SÜZME	13,000		
	KS1400.01.06	90x29	210-210	K. SÜZME	7,600		
	KS1400.01.07	88x4	200-200	SAC	0,550		
Ref. No. : 667199		Avrupa Kodu: 29325000					



A :Sağ Mesafe / Right Distance
 B :Sol Mesafe / Left Distance
 C :Kavis- Ticari Sınıf / Curve- Commercial Class
 D :Burç Ölçüleri / Bush Dimension
 M :Malzeme Ebatı / Material Dimension

KS1400.02.00	DAF ARKA	Dikmen No	M (mm)	A-B (mm)	C (mm)	ØD (Øx Øxmm)	AĞIRLIK Weight(kg)
		KS1400.02.00	Komple Makas		0		132,000
		KS1400.02.01	90x30	780-780	K. DÜZ		32,800
		KS1400.02.02	90x30	760-760	K. SÜZME		31,600
		KS1400.02.03	90x30	620-620	K. SÜZME		25,600
		KS1400.02.04	90x30	480-480	K. SÜZME		19,800
		KS1400.02.05	90x30	350-350	K. SÜZME		13,400
		KS1400.02.06	90x30	210-210	K. SÜZME		7,600
		KS1400.02.07	88x4	100-100	SAC		0,500
Ref. No. : 0371355 / 1791102		Avrupa Kodu: 29385000 / 29300300					



KS1400.06.00	DAF ARKA	Dikmen No	M (mm)	A-B (mm)	C (mm)	ØD (Øx Øxmm)	AĞIRLIK Weight(kg)
		KS1400.06.00	Komple Makas		5		
		KS1400.06.01	90x29	812-812	K. DÜZ		33,100
		KS1400.06.02	90x29	760-760	K. SÜZME		30,600
		KS1400.06.03	90x29	620-620	K. SÜZME		24,900
		KS1400.06.04	90x29	480-480	K. SÜZME		19,200
		KS1400.06.05	90x29	350-350	K. SÜZME		13,900
		KS1400.06.06	90x29	210-210	K. SÜZME		8,100
Ref. No. : 1690223 / 1901924		Avrupa Kodu: 29417000					



KS1400.07.00	DAF ARKA	Dikmen No	M (mm)	A-B (mm)	C (mm)	ØD (Øx Øxmm)	AĞIRLIK Weight(kg)
		KS1400.07.00	Komple Makas		15		114,000
		KS1400.07.01	90x26	780-780	K. DÜZ		28,620
		KS1400.07.02	90x26	700-700	K. SÜZME		25,320
		KS1400.07.03	90x26	580-580	K. SÜZME		20,970
		KS1400.07.04	90x26	460-460	K. SÜZME		16,880
		KS1400.07.05	90x26	340-340	K. SÜZME		12,110
		KS1400.07.06	90x26	220-220	K. SÜZME		7,110
Ref. No. : 667198 / 672288 / 1901921		Avrupa Kodu: 29305000					



KS1400.08.00	DAF ARKA	Dikmen No	M (mm)	A-B (mm)	C (mm)	ØD (Øx Øxmm)	AĞIRLIK Weight(kg)
		KS1400.08.00	Komple Makas		18		149,000
		KS1400.08.01	90x29	780-780	K. DÜZ		31,900
		KS1400.08.02	90x29	760-760	K. SÜZME		31,600
		KS1400.08.03	90x29	650-650	K. SÜZME		26,100
		KS1400.08.04	90x29	540-540	K. SÜZME		21,600
		KS1400.08.05	90x29	430-430	K. SÜZME		17,100
		KS1400.08.06	90x29	320-320	K. SÜZME		12,600
		KS1400.08.07	90x29	210-210	K. SÜZME		8,100
Ref. No. : 1901922 / 1813463		Avrupa Kodu: 29437000					

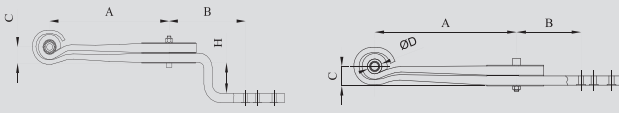





OTOMOTİV SANAYİ ve TİC. LTD. ŞTİ.

www.dikmenotomotiv.com.tr

DORSE




A :Sağ Mesafe / Right Distance
 B :Sol Mesafe / Left Distance
 C :Kavis- Ticari Sınıf / Curve- Commercial Class
 D :Burç Ölçüleri / Bush Dimension
 M :Malzeme Ebatı / Material Dimension

PS1500.01.00	DORSE Z MAKAS 57'LİK 38 mm	Dikmen No	M (mm)	A-B (mm)	C (mm)	ØD (Øx Øxmm)	AĞIRLIK Weight(kg)
	PS1500.01.00	Komple Makas			60/113	"102xØ57x Ø30"	48,000
	PS1500.01.01	100x38	500-110	P. BURÇLU			17,600
	PS1500.01.02	100x38	762-320	P. KIVRIK			29,300

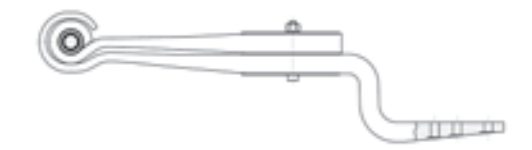
Ref. No. :

Avrupa Kodu:

PS1500.02.00	DORSE Z MAKAS 68'LİK 38 mm	Dikmen No	M (mm)	A-B (mm)	C (mm)	ØD (Øx Øxmm)	AĞIRLIK Weight(kg)
	PS1500.02.00	Komple Makas			60/110	"104xØ68x Ø30"	46,500
	PS1500.02.01	100x38	500-110	P. BURÇLU			18,200
	PS1500.02.02	100x38	797-320	P. KIVRIK			27,600

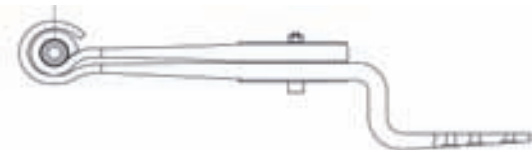
Ref. No. :

Avrupa Kodu: 88036800

PS1500.03.00	DORSE Z MAKAS 57'LİK 43 mm	Dikmen No	M (mm)	A-B (mm)	C (mm)	ØD (Øx Øxmm)	AĞIRLIK Weight(kg)
	PS1500.03.00	Komple Makas			72/150	"102xØ57x Ø30"	51,000
	PS1500.03.01	100x43	500-110	P. BURÇLU			19,500
	PS1500.03.02	100x43	785-320	P. KIVRIK			31,500

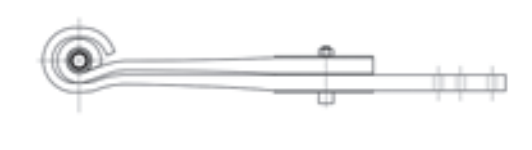
Ref. No. : 0508213330

Avrupa Kodu: 88137700

PS1500.06.00	DORSE Z MAKAS 57'LİK 35 mm	Dikmen No	M (mm)	A-B (mm)	C (mm)	ØD (Øx Øxmm)	AĞIRLIK Weight(kg)
	PS1500.06.00	Komple Makas			60/110	"102xØ57x Ø30"	45,200
	PS1500.06.01	100x35	500-110	P. BURÇLU			16,800
	PS1502.65.02	100x35	760-320	P. KIVRIK			27,000


Ref. No. : 0508212630

Avrupa Kodu: 88138000

PS1500.08.00	DORSE MAKAS LOWBED	Dikmen No	M (mm)	A-B (mm)	C (mm)	ØD (Øx Øxmm)	AĞIRLIK Weight(kg)
	PS1500.08.00	Komple Makas			10	"102xØ57x Ø30"	42,800
	PS1500.08.01	100x35	550-110	P. BURÇLU			16,500
	PS1500.08.02	100x35	815-250	P. KIVRIK			26,300

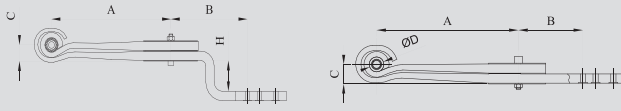
Ref. No. :

Avrupa Kodu:

PS1500.16.00	DORSE MAKAS	Dikmen No	M (mm)	A-B (mm)	C (mm)	ØD (Øx Øxmm)	AĞIRLIK Weight(kg)
	PS1500.16.00	Komple Makas			120/55	"104xØ68x Ø30"	42,400
	PS1500.16.01	100x38	500-108	P. BURÇLU			17,800
	PS1500.16.02	100x38	735-305	P. KIVRIK			23,000

Ref. No. : 3149005700 / 3155104600

Avrupa Kodu: 88616400



A :Sağ Mesafe / Right Distance
 B :Sol Mesafe / Left Distance
 C :Kavis- Ticari Sınıf / Curve- Commercial Class
 D :Burç Ölçüleri / Bush Dimension
 M :Malzeme Ebatı / Material Dimension

PS1500.20.00	DORSE MAKAS	Dikmen No	M (mm)	A-B (mm)	C (mm)	ØD (Øx Øxmm)	AĞIRLIK Weight(kg)
		PS1500.20.00	Komple Makas		60	"102xØ57x Ø30"	50,000
		PS1500.20.01	100x38	550-110	P. BURÇLU		19,500
		PS1500.20.02	100x38	820-320	P. KIVRIK		27,500

Ref. No. :

Avrupa Kodu:

PS1500.53.00	DORSE MAKAS	Dikmen No	M (mm)	A-B (mm)	C (mm)	ØD (Øx Øxmm)	AĞIRLIK Weight(kg)
		PS1500.53.00	Komple Makas		17	170-77x Ø65xØ32	39,000
		PS1500.53.01	80x40	550-145	P. BURÇLU		16,300
		PS1500.53.02	80x40	840-230	P. KIVRIK		21,300

Ref. No. :

Avrupa Kodu: 69938900

PS1500.62.00	DORSE Z MAKAS	Dikmen No	M (mm)	A-B (mm)	C (mm)	ØD (Øx Øxmm)	AĞIRLIK Weight(kg)
		PS1500.62.00	Komple Makas		60	"102xØ57x Ø30"	43,000
		PS1500.62.01	100x35	500-110	P. BURÇLU		18,500
		PS1500.62.02	100x35	760-320	P. KIVRIK		24,500

Ref. No. :

Avrupa Kodu:

PS1500.68.00	DORSE MAKAS	Dikmen No	M (mm)	A-B (mm)	C (mm)	ØD (Øx Øxmm)	AĞIRLIK Weight(kg)
		PS1500.68.00	Komple Makas		70	"102xØ57x Ø30"	45,000
		PS1500.68.01	100x38	500-105	P. BURÇLU		18,500
		PS1500.68.02	100x38	762-295	P. KIVRIK		26,500

Ref. No. : 0508212670

Avrupa Kodu: 88135700

PS1500.69.00	DORSE Z MAKAS	Dikmen No	M (mm)	A-B (mm)	C (mm)	ØD (Øx Øxmm)	AĞIRLIK Weight(kg)
		PS1500.69.00	Komple Makas		(-32) / 50	"104xØ68x Ø30"	48,000
		PS1500.69.01	100x43	517-107	P. BURÇLU		17,140
		PS1500.69.02	100x43	730-305	P. KIVRIK		29,500

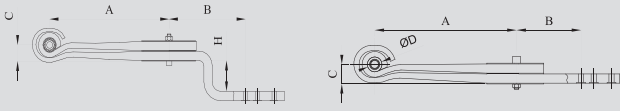
Ref. No. :

Avrupa Kodu:


PS1500.75.00	DORSE MAKAS	Dikmen No	M (mm)	A-B (mm)	C (mm)	ØD (Øx Øxmm)	AĞIRLIK Weight(kg)
		PS1500.75.00	Komple Makas		15,5 / 7	"104xØ68x Ø30"	40,500
		PS1500.75.01	100x38	520-315	P. BURÇLU		24,000
		PS1500.75.02	100x38	755-100	P. KIVRIK		16,500

Ref. No. :

Avrupa Kodu:




A :Sağ Mesafe / Right Distance
 B :Sol Mesafe / Left Distance
 C :Kavis- Ticari Sınıf / Curve- Commercial Class
 D :Burç Ölçüleri / Bush Dimension
 M :Malzeme Ebatı / Material Dimension

PS1500.76.00	DORSE MAKAS	Dikmen No	M (mm)	A-B (mm)	C (mm)	ØD (ØxØxmm)	AĞIRLIK Weight(kg)
		PS1500.76.00	Komple Makas		12	"102xØ60xØ30"	49,800
		PS1500.76.01	100x40	530-100	P. BURÇLU		20,020
		PS1500.76.02	100x40	770-265	P. KIVRIK		27,800


Ref. No. : 21222118

Avrupa Kodu: 88770200

PS1500.99.00	DORSE MAKAS	Dikmen No	M (mm)	A-B (mm)	C (mm)	ØD (ØxØxmm)	AĞIRLIK Weight(kg)
		PS1500.99.00	Komple Makas		12	"102xØ57xØ30"	51,000
		PS1500.99.01	100x35	530-115	P. BURÇLU		17,400
		PS1500.99.02	100x45	770-275	P. KIVRIK		32,400

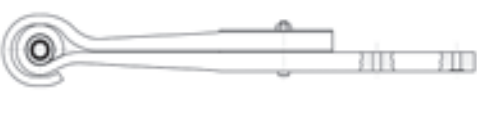
Ref. No. :

Avrupa Kodu:

PS1501.02.00	DORSE Z MAKAS LOWBED	Dikmen No	M (mm)	A-B (mm)	C (mm)	ØD (ØxØxmm)	AĞIRLIK Weight(kg)
		PS1501.02.00	Komple Makas		115	"102xØ60xØ30"	51,000
		PS1501.02.01	100x48	680-115	P. BURÇLU		25,500
		PS1501.02.02	100x48	940-115	P. KIVRIK		25,500


Ref. No. :

Avrupa Kodu:

PS1501.15.00	DORSE MAKAS	Dikmen No	M (mm)	A-B (mm)	C (mm)	ØD (ØxØxmm)	AĞIRLIK Weight(kg)
		PS1501.15.00	Komple Makas		45	"102xØ65xØ30"	51,300
		PS1501.15.01	100x40	550-210	P. BURÇLU		30,400
		PS1501.15.02	100x40	825-110	P. KIVRIK		20,900


Ref. No. :

Avrupa Kodu:

PS1501.24.00	DORSE Z MAKAS	Dikmen No	M (mm)	A-B (mm)	C (mm)	ØD (ØxØxmm)	AĞIRLIK Weight(kg)
		PS1501.24.00	Komple Makas		140	"104xØ68xØ30"	39,500
		PS1501.24.01	100x43	575-55	P. BURÇLU		19,200
		PS1501.24.02	100x43	920-55	P. KIVRIK		19,800

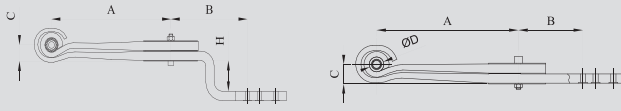
Ref. No. :

Avrupa Kodu:

PS1501.26.00	DORSE MAKAS	Dikmen No	M (mm)	A-B (mm)	C (mm)	ØD (ØxØxmm)	AĞIRLIK Weight(kg)
		PS1501.26.00	Komple Makas		39	"102xØ60xØ30"	47,700
		PS1501.26.01	100x40	550-105	P. BURÇLU		19,700
		PS1501.26.02	100x40	550-243	P. KIVRIK		28,000

Ref. No. : 1064033

Avrupa Kodu: 25003100



A :Sağ Mesafe / Right Distance
 B :Sol Mesafe / Left Distance
 C :Kavis- Ticari Sınıf / Curve- Commercial Class
 D :Burç Ölçüleri / Bush Dimension
 M :Malzeme Ebatı / Material Dimension

PS1501.27.00	DORSE MAKAS	Dikmen No	M (mm)	A-B (mm)	C (mm)	ØD (Øx Øxmm)	AĞIRLIK Weight(kg)
		PS1501.27.00	Komple Makas		79	"102xØ57x Ø30"	46,200
		PS1501.27.01	100x43	500-103	P. BURÇLU		20,000
		PS1501.27.02	100x43	750-295	P. KIVRIK		25,900
Ref. No. : 0508212680		Avrupa Kodu: 88137100 / 46115700					

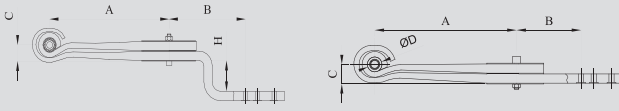
PS1501.28.00	DORSE MAKAS	Dikmen No	M (mm)	A-B (mm)	C (mm)	ØD (Øx Øxmm)	AĞIRLIK Weight(kg)
		PS1501.28.00	Komple Makas		12	"102xØ60x Ø30"	53,000
		PS1501.28.01	100x43	550-103	P. BURÇLU		20,500
		PS1501.28.02	100x43	840-320	P. KIVRIK		32,300
Ref. No. : 0508202610 / 0508202600		Avrupa Kodu: 88033700					

PS1501.38.00	DORSE MAKAS	Dikmen No	M (mm)	A-B (mm)	C (mm)	ØD (Øx Øxmm)	AĞIRLIK Weight(kg)
		PS1501.38.00	Komple Makas		60	"102xØ57x Ø30"	41,000
		PS1501.38.01	100x35	500-110	P. BURÇLU		18,500
		PS1501.38.02	100x35	760-310	P. KIVRIK		22,500
Ref. No. :		Avrupa Kodu:					

PS1501.52.00	DORSE Z MAKAS	Dikmen No	M (mm)	A-B (mm)	C (mm)	ØD (Øx Øxmm)	AĞIRLIK Weight(kg)
		PS1501.52.00	Komple Makas		60/115	92x90 x60x30	41,000
		PS1501.52.01	90x35	500-110	P. BURÇLU		15,500
		PS1501.52.02	90x35	760-320	P. KIVRIK		25,300
Ref. No. :		Avrupa Kodu:					

PS1501.53.00	DORSE MAKAS	Dikmen No	M (mm)	A-B (mm)	C (mm)	ØD (Øx Øxmm)	AĞIRLIK Weight(kg)
		PS1501.53.00	Komple Makas		(-14)	"104xØ57 xØ30"	47,300
		PS1501.53.01	100x40	550-105	P. BURÇLU		18,800
		PS1501.53.02	100x40	835-250	P. KIVRIK		28,500
Ref. No. : 0508202240 / 0508202180		Avrupa Kodu: 88031800					

PS1501.56.00	DORSE Z MAKAS	Dikmen No	M (mm)	A-B (mm)	C (mm)	ØD (Øx Øxmm)	AĞIRLIK Weight(kg)
		PS1501.56.00	Komple Makas		0	102xØ57 xØ30	41,500
		PS1501.56.01	100x35	625-115	P. BURÇLU		19,500
		PS1501.56.02	100x45	865-115	P. KIVRIK		21,000
Ref. No. :		Avrupa Kodu:					



A :Sağ Mesafe / Right Distance
 B :Sol Mesafe / Left Distance
 C :Kavis- Ticari Sınıf / Curve- Commercial Class
 D :Burç Ölçüleri / Bush Dimension
 M :Malzeme Ebatı / Material Dimension

PS1501.57.00	DORSE MAKAS	Dikmen No	M (mm)	A-B (mm)	C (mm)	ØD (ØxØxmm)	AĞIRLIK Weight(kg)
		PS1501.57.00	Komple Makas		12	"102xØ60xØ30"	48,500
		PS1501.57.01	100x35	530-116	P. BURÇLU		17,800
		PS1501.57.02	100x45	770-275	P. KIVRIK		30,700

Ref. No. :

Avrupa Kodu: 88251000

PS1501.65.00	DORSE Z MAKAS	Dikmen No	M (mm)	A-B (mm)	C (mm)	ØD (ØxØxmm)	AĞIRLIK Weight(kg)
		PS1501.65.00	Komple Makas		72/150	"102xØ57xØ30"	47,800
		PS1501.65.01	100x38	500-103	P. BURÇLU		18,200
		PS1501.65.02	100x38	785-320	P. KIVRIK		29,600

Ref. No. : 0508212640 / 017549

Avrupa Kodu: 88138600

PS1501.70.00	DORSE Z MAKAS	Dikmen No	M (mm)	A-B (mm)	C (mm)	ØD (ØxØxmm)	AĞIRLIK Weight(kg)
		PS1501.70.00	Komple Makas		43/120	"102xØ59xØ30"	52,500
		PS1501.70.01	100x40	500-110	P. BURÇLU		18,400
		PS1501.70.02	100x40	765-320	P. KIVRIK		31,100

Ref. No. :

Avrupa Kodu:

PS1501.74.00	DORSE Z MAKAS	Dikmen No	M (mm)	A-B (mm)	C (mm)	ØD (ØxØxmm)	AĞIRLIK Weight(kg)
		PS1501.74.00	Komple Makas		125 / 50	"104Ø68xØ30,30"	46,500
		PS1501.74.01	100x38	500-108	P. BURÇLU		17,900
		PS1501.74.02	100x38	735-350	P. KIVRIK		28,300

Ref. No. :

Avrupa Kodu:

PS1501.77.00	DORSE MAKAS	Dikmen No	M (mm)	A-B (mm)	C (mm)	ØD (ØxØxmm)	AĞIRLIK Weight(kg)
		PS1501.77.00	Komple Makas		83	"102xØ57xØ30"	46,500
		PS1501.77.01	100x35	625-140	P. BURÇLU		24,700
		PS1501.77.02	100x45	854-115	P. KIVRIK		21,400

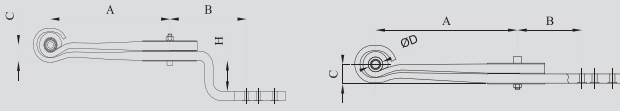
Ref. No. :

Avrupa Kodu:

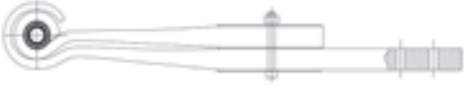
PS1501.78.00	DORSE MAKAS	Dikmen No	M (mm)	A-B (mm)	C (mm)	ØD (ØxØxmm)	AĞIRLIK Weight(kg)
		PS1501.78.00	Komple Makas		72	"102xØ57xØ30"	48,500
		PS1501.78.01	100x43	500-110	P. BURÇLU		19,000
		PS1501.78.02	100x43	785-310	P. KIVRIK		29,500

Ref. No. :

Avrupa Kodu:

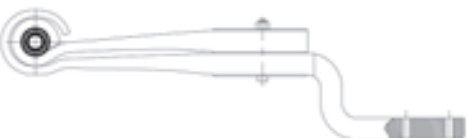


A :Sağ Mesafe / Right Distance
 B :Sol Mesafe / Left Distance
 C :Kavis- Ticari Sınıf / Curve- Commercial Class
 D :Burç Ölçüleri / Bush Dimension
 M :Malzeme Ebatı / Material Dimension

PS1501.86.00	DORSE MAKAS	Dikmen No	M (mm)	A-B (mm)	C (mm)	ØD (Øx Øxmm)	AĞIRLIK Weight(kg)
	PS1501.86.00	Komple Makas		72	"102xØ57x Ø30"	47,300	
	PS1501.86.01	100x43	500-110	P. BURÇLU		19,000	
	PS1501.86.02	100x43	785-275	P.KIVRIK		28,300	


Ref. No. :

Avrupa Kodu:

PS1501.88.00	DORSE Z MAKAS	Dikmen No	M (mm)	A-B (mm)	C (mm)	ØD (Øx Øxmm)	AĞIRLIK Weight(kg)
	PS1501.88.00	Komple Makas		30/150	"104xØ68x Ø30"	64,500	
	PS1501.88.01	100x50	530-105	P. BURÇLU		23,200	
	PS1501.88.02	100x50	824-335	P. KIVRIK		41,100	

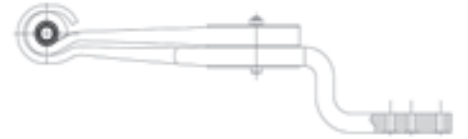
Ref. No. : 21225687

Avrupa Kodu: 88774100 / 88781800

PS1501.91.00	DORSE Z MAKAS	Dikmen No	M (mm)	A-B (mm)	C (mm)	ØD (Øx Øxmm)	AĞIRLIK Weight(kg)
	PS1501.91.00	Komple Makas		125 / 50	"102xØ57x Ø30"	53,000	
	PS1501.91.01	100x43	500-108	P. BURÇLU		20,300	
	PS1501.91.02	100x43	735-320	P. KIVRIK		32,700	


Ref. No. :

Avrupa Kodu:

PS1501.93.00	DORSE Z MAKAS	Dikmen No	M (mm)	A-B (mm)	C (mm)	ØD (Øx Øxmm)	AĞIRLIK Weight(kg)
	PS1501.93.00	Komple Makas		-(18) / 150	"102xØ57x Ø30"	55,000	
	PS1501.93.01	100x43	500-103	P. BURÇLU		19,500	
	PS1501.93.02	100x43	785-320	P. KIVRIK		35,100	


Ref. No. : 0508212150 / 0508212190

Avrupa Kodu: 88035800

PS1502.02.00	DORSE MAKAS	Dikmen No	M (mm)	A-B (mm)	C (mm)	ØD (Øx Øxmm)	AĞIRLIK Weight(kg)
	PS1502.02.00	Komple Makas		71	"102xØ57x Ø30"	50,000	
	PS1502.02.01	100x40	550-103	P. BURÇLU		18,950	
	PS1502.02.02	100x40	814-320	P. KIVRIK		30,600	

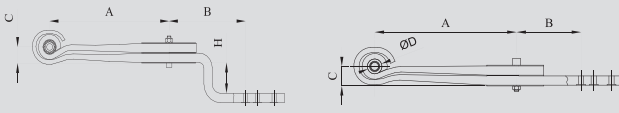
Ref. No. : 0508202440 / 0508202430

Avrupa Kodu: 88032100

PS1502.26.00	DORSE MAKAS	Dikmen No	M (mm)	A-B (mm)	C (mm)	ØD (Øx Øxmm)	AĞIRLIK Weight(kg)
	PS1502.26.00	Komple Makas		15	102xØ57 xØ30	53,000	
	PS1502.26.01	100x35	530-95	P. BURÇLU		17,400	
	PS1502.26.02	100x45	770-280	P.KIVRIK		32,400	

Ref. No. : 21215600

Avrupa Kodu: 09845500



A :Sağ Mesafe / Right Distance
 B :Sol Mesafe / Left Distance
 C :Kavis- Ticari Sınıf / Curve- Commercial Class
 D :Burç Ölçüleri / Bush Dimension
 M :Malzeme Ebatı / Material Dimension

PS1502.27.00	DORSE MAKAS	Dikmen No	M (mm)	A-B (mm)	C (mm)	ØD (Øx Øxmm)	AĞIRLIK Weight(kg)
		PS1502.27.00	Komple Makas		-4	102xØ57 xØ30	50,500
		PS1502.27.01	100x43	500-110	P. BURÇLU		19,800
		PS1502.27.02	100x43	785-310	P.KIVIRIK		30,500

Ref. No. :

Avrupa Kodu:

PS1502.30.00	DORSE Z MAKAS	Dikmen No	M (mm)	A-B (mm)	C (mm)	ØD (Øx Øxmm)	AĞIRLIK Weight(kg)
		PS1502.30.00	Komple Makas		60 / 115	102xØ57 xØ30	51,000
		PS1502.30.01	100x38	550-110	P. BURÇLU		19,500
		PS1502.30.02	100x38	820-260	P.KIVIRIK		30,500

Ref. No. :

Avrupa Kodu:

PS1502.35.00	DORSE MAKAS	Dikmen No	M (mm)	A-B (mm)	C (mm)	ØD (Øx Øxmm)	AĞIRLIK Weight(kg)
		PS1502.35.00	Komple Makas		60	104x100- Ø68xØ30	45,200
		PS1502.35.01	100x38	500-110	P. BURÇLU		18,200
		PS1502.35.02	100x38	794-310	P.KIVIRIK		27,000

Ref. No. :

Avrupa Kodu:

PS1502.41.00	DORSE Z MAKAS	Dikmen No	M (mm)	A-B (mm)	C (mm)	ØD (Øx Øxmm)	AĞIRLIK Weight(kg)
		PS1502.41.00	Komple Makas		74 / 120	102xØ57 xØ30	52,700
		PS1502.41.01	100x40	550-103	P. BURÇLU		18,950
		PS1502.41.02	100x40	814-320	P.KIVIRIK		33,000

Ref. No. : 0508202360 / 0508202350

Avrupa Kodu: 88031900

PS1502.45.00	DORSE MAKAS	Dikmen No	M (mm)	A-B (mm)	C (mm)	ØD (Øx Øxmm)	AĞIRLIK Weight(kg)
		PS1502.45.00	Komple Makas		12 / 0	"102-69x Ø60xØ30"	50,800
		PS1502.45.01	100x40	530-265	P. BURÇLU		20,400
		PS1502.45.02	100x40	770-265	P.KIVIRIK		30,400

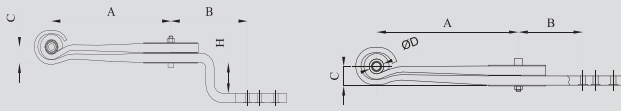
Ref. No. : 21225499

Avrupa Kodu: 88773400

PS1502.46.00	DORSE Z MAKAS	Dikmen No	M (mm)	A-B (mm)	C (mm)	ØD (Øx Øxmm)	AĞIRLIK Weight(kg)
		PS1502.46.00	Komple Makas		90	"104xØ68 xØ30"	43,500
		PS1502.46.01	100x38	520-105	P. BURÇLU		19,000
		PS1502.46.02	100x38	760-245	P.KIVIRIK		24,200

Ref. No. :

Avrupa Kodu:



A :Sağ Mesafe / Right Distance
 B :Sol Mesafe / Left Distance
 C :Kavis- Ticari Sınıf / Curve- Commercial Class
 D :Burç Ölçüleri / Bush Dimension
 M :Malzeme Ebatı / Material Dimension

PS1502.47.00	DORSE Z MAKAS	Dikmen No	M (mm)	A-B (mm)	C (mm)	ØD (Øx Øxmm)	AĞIRLIK Weight(kg)
		PS1502.47.00	Komple Makas		114- 84/57	"104xØ68 xØ30"	43,500
		PS1502.47.01	100x38	517-105	P. BURÇLU		19,000
		PS1502.47.02	100x38	760-305	P.KIVRIK		24,200

Ref. No. :

Avrupa Kodu:

PS1502.48.00	DORSE Z MAKAS	Dikmen No	M (mm)	A-B (mm)	C (mm)	ØD (Øx Øxmm)	AĞIRLIK Weight(kg)
		PS1502.48.00	Komple Makas		96	"104xØ68 xØ30"	46,000
		PS1502.48.01	100x43	520-105	P. BURÇLU		20,200
		PS1502.48.02	100x43	760-215	P.KIVRIK		25,400

Ref. No. :

Avrupa Kodu:

PS1502.50.00	DORSE Z MAKAS	Dikmen No	M (mm)	A-B (mm)	C (mm)	ØD (Øx Øxmm)	AĞIRLIK Weight(kg)
		PS1502.50.00	Komple Makas		12 / 120	102xØ57 xØ30	53,000
		PS1502.50.01	100x40	550-103	P. BURÇLU		19,000
		PS1502.50.02	100x40	814-320	P.KIVRIK		33,000

Ref. No. : 0508212770

Avrupa Kodu: 88139900

PS1502.58.00	DORSE Z MAKAS	Dikmen No	M (mm)	A-B (mm)	C (mm)	ØD (Øx Øxmm)	AĞIRLIK Weight(kg)
		PS1502.58.00	Komple Makas		50	104xØ68 xØ30	44,000
		PS1502.58.01	100x40	650-55	P. BURÇLU		22,980
		PS1502.58.02	100x40	925-55	P. KIVRIK		20,160

Ref. No. :

Avrupa Kodu:

PS1502.69.00	DORSE Z MAKAS	Dikmen No	M (mm)	A-B (mm)	C (mm)	ØD (Øx Øxmm)	AĞIRLIK Weight(kg)
		PS1502.69.00	Komple Makas		-12-150	"102xØ57 xØ30"	55,000
		PS1502.69.01	100x43	500-103	P. BURÇLU		19,500
		PS1502.69.02	100x43	795-335	P.KIVRIK		35,100

Ref. No. :

Avrupa Kodu:

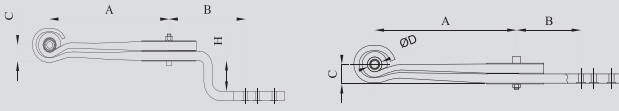
PS1502.86.00	DORSE Z MAKAS	Dikmen No	M (mm)	A-B (mm)	C (mm)	ØD (Øx Øxmm)	AĞIRLIK Weight(kg)
		PS1502.86.00	Komple Makas		26/150	"102xØ57 xØ30"	51,800
		PS1502.86.01	100x48	500-305	P. BURÇLU		36,500
		PS1502.86.02	100x25	780-110	P. KIVRIK		14,800

Ref. No. :

Avrupa Kodu:

Katalogda kullanılan resimler temsilidir. Siparişlerinizde katalogdaki bilgilerden faydalanınız.

All original numbers, marks and forum vehicle manufactures listed in this catalogue are for comparison purposes only.



A :Sağ Mesafe / Right Distance
 B :Sol Mesafe / Left Distance
 C :Kavis- Ticari Sınıf / Curve- Commercial Class
 D :Burç Ölçüleri / Bush Dimension
 M :Malzeme Ebatı / Material Dimension

PS1503.21.00	DORSE MAKASI	Dikmen No	M (mm)	A-B (mm)	C (mm)	ØD (Øx Øxmm)	AĞIRLIK Weight(kg)
		PS1503.21.00	Komple Makas		80	"102xØ57xØ30"	51,000
		PS1503.21.01	100x43	550-103	P. BURÇLU		21,100
		PS1503.21.02	100x43	830-320	P. KIVRIK		29,900
Ref. No. : 0508212830		Avrupa Kodu: 88137600					

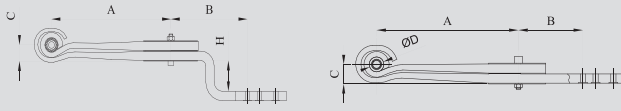
PS1503.22.00	DORSE MAKASI	Dikmen No	M (mm)	A-B (mm)	C (mm)	ØD (Øx Øxmm)	AĞIRLIK Weight(kg)
		PS1503.22.00	Komple Makas		41 / 20	"104xØ68xØ30"	48,500
		PS1503.22.01	100x43	500-110	P. BURÇLU		20,100
		PS1503.22.02	100x43	760-305	P. KIVRIK		28,300
Ref. No. :		Avrupa Kodu:					

PS1503.31.00	DORSE MAKASI	Dikmen No	M (mm)	A-B (mm)	C (mm)	ØD (Øx Øxmm)	AĞIRLIK Weight(kg)
		PS1503.31.00	Komple Makas		34 / 70		60,200
		PS1503.31.01	100x45	576-50	P. BURÇLU		22,000
		PS1503.31.02	100x45	914-239	P. KIVRIK		38,200
Ref. No. :		Avrupa Kodu:					


PS1500.04.00.0	DORSE Z MAKAS OPTİMA 102x52	Dikmen No	M (mm)	A-B (mm)	C (mm)	ØD (Øx Øxmm)	AĞIRLIK Weight(kg)
		PS1500.04.00.0	Komple Makas		(-10) / 100	"104xØ68xØ30"	39,300
		PS1500.04.01.0	101x52	575-270	P. BURÇLU		36,000
		PS1500.04.02.0CP	94x3		SAC		3,300
Ref. No. :		Avrupa Kodu:					


PS1500.04.00.M	DORSE Z MAKAS MEGA 102x52	Dikmen No	M (mm)	A-B (mm)	C (mm)	ØD (Øx Øxmm)	AĞIRLIK Weight(kg)
		PS1500.04.00.M	Komple Makas		(-62) / 100	"104xØ68xØ30"	39,300
		PS1500.04.01.M	101x52	575-270	P. BURÇLU		36,000
		PS1500.04.02.MCP	94x3		SAC		3,300
Ref. No. :		Avrupa Kodu:					


PS1500.09.00	DORSE Z MAKAS (72x62)	Dikmen No	M (mm)	A-B (mm)	C (mm)	ØD (Øx Øxmm)	AĞIRLIK Weight(kg)
		PS1500.09.00	Komple Makas		(-10) / 110	"72xØ60xØ30"	31,400
		PS1500.09.01	72x62	575-270	P. BURÇLU		29,400
		PS1500.09.02CP	60x3		SAC		2,000
Ref. No. : 0508213952		Avrupa Kodu: 88157700					





A :Sağ Mesafe / Right Distance
 B :Sol Mesafe / Left Distance
 C :Kavis- Ticari Sınıf / Curve- Commercial Class
 D :Burç Ölçüleri / Bush Dimension
 M :Malzeme Ebatı / Material Dimension


PS1500.11.00	DORSE Z MAKAS	Dikmen No	M (mm)	A-B (mm)	C (mm)	ØD (Øx Øxmm)	AĞIRLIK Weight(kg)
	PS1500.11.00	Komple Makas		80 / 30	72xØ60xØ30	26,200	
	PS1500.11.01	72x56	575-270	P. BURÇLU		24,200	
	PS1500.11.02CP	60x3	SAC	2,000			
Ref. No. : 0508213890 / 0508213892		Avrupa Kodu: 88156500					

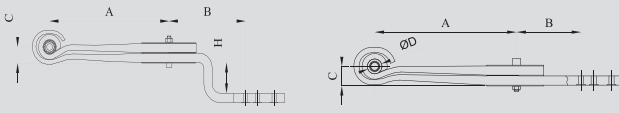
PS1500.12.00	DORSE Z MAKAS 57'LİK	Dikmen No	M (mm)	A-B (mm)	C (mm)	ØD (Øx Øxmm)	AĞIRLIK Weight(kg)
	PS1500.12.00	Komple Makas		70/100	102xØ57xØ30	35,700	
	PS1500.12.01	100x50	500-320	P. BURÇLU		32,400	
	PS1500.12.02CP	90x3	SAC	3,300			
Ref. No. : 0508212520		Avrupa Kodu: 88130600					

PS1500.13.00	DORSE Z MAKAS 57'LİK	Dikmen No	M (mm)	A-B (mm)	C (mm)	ØD (Øx Øxmm)	AĞIRLIK Weight(kg)
	PS1500.13.00	Komple Makas		70/30	"102xØ57xØ30"	41,600	
	PS1500.13.01	100x48	575-200	P. BURÇLU		38,500	
	PS1500.13.02CP	94x3	SAC	3,100			
Ref. No. : 0508213510		Avrupa Kodu: 88150800					


PS1500.14.00	DORSE Z MAKAS 68'LİK	Dikmen No	M (mm)	A-B (mm)	C (mm)	ØD (Øx Øxmm)	AĞIRLIK Weight(kg)
	PS1500.14.00	Komple Makas		(-15) / 18	104xØ68xØ30	32,400	
	PS1500.14.01	100x48	520-320	P. BURÇLU		29,200	
	PS1500.14.02CP	94x3	SAC	3,200			
Ref. No. :		Avrupa Kodu:					


PS1500.15.00	DORSE MAKAS	Dikmen No	M (mm)	A-B (mm)	C (mm)	ØD (Øx Øxmm)	AĞIRLIK Weight(kg)
	PS1500.15.00	Komple Makas		82,5	72xØ60xØ30	28,100	
	PS1500.15.01	71x60	625-200	P. BURÇLU		26,100	
	PS1500.15.02CP	60x3	SAC	2,000			
Ref. No. : 0508214220		Avrupa Kodu: 88172000					


PS1500.35.00	DORSE Z MAKAS	Dikmen No	M (mm)	A-B (mm)	C (mm)	ØD (Øx Øxmm)	AĞIRLIK Weight(kg)
	PS1500.35.00	Komple Makas		22/100	"102xØ57xØ30"	37,000	
	PS1500.35.01	102x52	575-270	P. BURÇLU		37,000	
	PS1500.35.02CP	94x3	SAC	3,100			
Ref. No. : 0508213190		Avrupa Kodu: 88145100					





A :Sağ Mesafe / Right Distance
 B :Sol Mesafe / Left Distance
 C :Kavis- Ticari Sınıf / Curve- Commercial Class
 D :Burç Ölçüleri / Bush Dimension
 M :Malzeme Ebatı / Material Dimension


PS1500.41.00	DORSE Z MAKAS	Dikmen No	M (mm)	A-B (mm)	C (mm)	ØD (Øx Øxmm)	AĞIRLIK Weight(kg)
	PS1500.41.00	Komple Makas		60/134	102-69x Ø60xØ30	34,200	
	PS1500.41.01	100x48	530-320	P. BURÇLU		34,200	
Ref. No. : 21222247		Avrupa Kodu: 88770100					

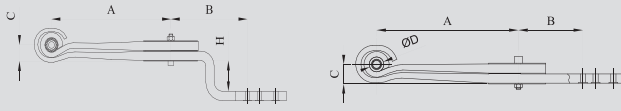
PS1500.41.00.BU	DORSE Z MAKAS	Dikmen No	M (mm)	A-B (mm)	C (mm)	ØD (Øx Øxmm)	AĞIRLIK Weight(kg)
	PS1500.41.00.BU	Komple Makas		60/134	102-69x Ø60xØ24	34,200	
	PS1500.41.01.BU	100x48	530-320	P. BURÇLU		34,200	
Ref. No. : 21224664		Avrupa Kodu: 88771900					

PS1500.42.00	DORSE Z MAKAS	Dikmen No	M (mm)	A-B (mm)	C (mm)	ØD (Øx Øxmm)	AĞIRLIK Weight(kg)
	PS1500.42.00	Komple Makas		28 / 150	"102xØ57x Ø30"	37,400	
	PS1500.42.01	100x48	575-270	P. BURÇLU		34,300	
	PS1500.42.02CP	94x3		SAC	3,100		
Ref. No. : 0508212930		Avrupa Kodu: 88134200					


PS1500.43.00	DORSE MAKAS	Dikmen No	M (mm)	A-B (mm)	C (mm)	ØD (Øx Øxmm)	AĞIRLIK Weight(kg)
	PS1500.43.00	Komple Makas		70	"102xØ57x Ø30"	32,500	
	PS1500.43.01	100x48	575-200	P. BURÇLU		29,000	
	PS1500.43.02	94x3		SAC	3,000		
Ref. No. : 0508212920		Avrupa Kodu: 88133900					

PS1500.46.00	DORSE Z MAKAS	Dikmen No	M (mm)	A-B (mm)	C (mm)	ØD (Øx Øxmm)	AĞIRLIK Weight(kg)
	PS1500.46.00	Komple Makas		70/30	"102xØ57x Ø30"	35,600	
	PS1500.46.01	100x51	575-270	P. BURÇLU		32,500	
	PS1500.46.02CP	94x3		SAC	3,100		
Ref. No. : 0508213670		Avrupa Kodu: 88152100 / 88145500					

PS1500.48.00	DORSE Z MAKAS	Dikmen No	M (mm)	A-B (mm)	C (mm)	ØD (Øx Øxmm)	AĞIRLIK Weight(kg)
	PS1500.48.00	Komple Makas		70/150	"102xØ57x Ø30"	37,500	
	PS1500.48.01	100x48	500-320	P. BURÇLU		34,200	
	PS1500.48.02CP	94x3		SAC	3,300		
Ref. No. : 0508212460		Avrupa Kodu: 88130500					

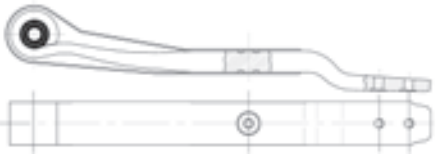


A :Sağ Mesafe / Right Distance
 B :Sol Mesafe / Left Distance
 C :Kavis- Ticari Sınıf / Curve- Commercial Class
 D :Burç Ölçüleri / Bush Dimension
 M :Malzeme Ebatı / Material Dimension

PS1500.50.00	DORSE MAKAS	Dikmen No	M (mm)	A-B (mm)	C (mm)	ØD (Øx Øxmm)	AĞIRLIK Weight(kg)
	PS1500.50.00	Komple Makas			66/32	"104xØ68x Ø30"	30,100
	PS1500.50.01	100x50	570-155	P. BURÇLU			29,800


Ref. No. :

Avrupa Kodu:

PS1500.51.00	DORSE Z MAKAS	Dikmen No	M (mm)	A-B (mm)	C (mm)	ØD (Øx Øxmm)	AĞIRLIK Weight(kg)
	PS1500.51.00	Komple Makas			38 / 69	"104xØ68x Ø30"	35,700
	PS1500.51.01	101x51	500-375	P. BURÇLU			32,200
	PS1500.51.02CP	90x3		SAC			3,500


Ref. No. :

Avrupa Kodu:

PS1500.54.00	DORSE MAKAS	Dikmen No	M (mm)	A-B (mm)	C (mm)	ØD (Øx Øxmm)	AĞIRLIK Weight(kg)
	PS1500.54.00	Komple Makas			85	102-69x Ø60xØ30	34,500
	PS1500.54.01	100x50	550-240	P. BURÇLU			34,500


Ref. No. :

Avrupa Kodu:

PS1500.56.00	DORSE MAKAS	Dikmen No	M (mm)	A-B (mm)	C (mm)	ØD (Øx Øxmm)	AĞIRLIK Weight(kg)
	PS1500.56.00	Komple Makas			38	"104xØ68x Ø30"	34,250
	PS1500.56.01	100x50	520-274	P. BURÇLU			34,250


Ref. No. :

Avrupa Kodu:

PS1500.57.00	DORSE Z MAKAS	Dikmen No	M (mm)	A-B (mm)	C (mm)	ØD (Øx Øxmm)	AĞIRLIK Weight(kg)
	PS1500.57.00	Komple Makas			45 / 45	"102xØ57x Ø30"	40,200
	PS1500.57.01	100x56	575-270	P. BURÇLU			37,000
	PS1500.57.02.CP	94x3		SAC			3,150

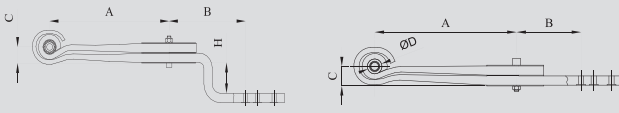
Ref. No. : 0508213751

Avrupa Kodu: 88158400 / 88145600


PS1500.60.00	DORSE Z MAKAS	Dikmen No	M (mm)	A-B (mm)	C (mm)	ØD (Øx Øxmm)	AĞIRLIK Weight(kg)
	PS1500.60.00	Komple Makas			10 / 100	"102xØ57x Ø30"	33,000
	PS1500.60.01	100x48	575-270	P. BURÇLU			29,600
	PS1500.60.02.CP	94x3		SAC			3,150

Ref. No. : 0508213520

Avrupa Kodu: 88150600




A :Sağ Mesafe / Right Distance
 B :Sol Mesafe / Left Distance
 C :Kavis- Ticari Sınıf / Curve- Commercial Class
 D :Burç Ölçüleri / Bush Dimension
 M :Malzeme Ebatı / Material Dimension

PS1500.61.00	DORSE MAKAS	Dikmen No	M (mm)	A-B (mm)	C (mm)	ØD (Øx Øxmm)	AĞIRLIK Weight(kg)
	PS1500.61.00	Komple Makas		80	P. BURÇLU	102-69x Ø60xØ30	38,000
	PS1500.61.01	100x50	527-333				38,000


Ref. No. :

Avrupa Kodu:

PS1500.63.00	DORSE Z MAKAS	Dikmen No	M (mm)	A-B (mm)	C (mm)	ØD (Øx Øxmm)	AĞIRLIK Weight(kg)
	PS1500.63.00	Komple Makas		76 / 81	P. BURÇLU	110x97 xØ54xØ22,20	49,000
	PS1500.63.01	100x48	796-410				49,000


Ref. No. :

Avrupa Kodu:

PS1500.64.00	DORSE Z MAKAS	Dikmen No	M (mm)	A-B (mm)	C (mm)	ØD (Øx Øxmm)	AĞIRLIK Weight(kg)
	PS1500.64.00	Komple Makas		76/81	P. BURÇLU	110x97 xØ54xØ22,20	48,800
	PS1500.64.01	100x48	796-405				48,800


Ref. No. : 434557

Avrupa Kodu:

PS1500.71.00	DORSE MAKAS	Dikmen No	M (mm)	A-B (mm)	C (mm)	ØD (Øx Øxmm)	AĞIRLIK Weight(kg)
	PS1500.71.00	Komple Makas		36 / 24	P. BURÇLU	102-69x Ø60xØ30	37,500
	PS1500.71.01	100x54	565-380				34,000
	PS1500.71.02CP	94x3		SAC		3,500	


Ref. No. :

Avrupa Kodu:

PS1500.72.00	DORSE Z MAKAS	Dikmen No	M (mm)	A-B (mm)	C (mm)	ØD (Øx Øxmm)	AĞIRLIK Weight(kg)
	PS1500.72.00	Komple Makas		25 / 135	P. BURÇLU	102-69x Ø60xØ30	39,300
	PS1500.72.01	100x54	565-380				35,800
	PS1500.72.02CP	94x3		SAC		3,500	

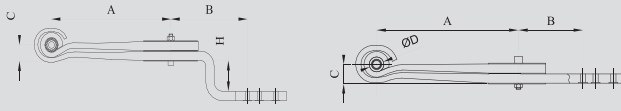
Ref. No. :

Avrupa Kodu:

PS1500.74.00	DORSE MAKAS	Dikmen No	M (mm)	A-B (mm)	C (mm)	ØD (Øx Øxmm)	AĞIRLIK Weight(kg)
	PS1500.74.00	Komple Makas		23	P. BURÇLU	"102xØ57x Ø30"	32,600
	PS1500.74.01	100x48	503-295				29,500
	PS1500.74.02CP	94x3		SAC		3,100	

Ref. No. : 0508212730 / 0508212470

Avrupa Kodu: 88130800 / 88132700



A :Sağ Mesafe / Right Distance
 B :Sol Mesafe / Left Distance
 C :Kavis- Ticari Sınıf / Curve- Commercial Class
 D :Burç Ölçüleri / Bush Dimension
 M :Malzeme Ebatı / Material Dimension

PS1500.78.00	DORSE Z MAKAS	Dikmen No	M (mm)	A-B (mm)	C (mm)	ØD (Øx Øxmm)	AĞIRLIK Weight(kg)
		PS1500.78.00	Komple Makas		40/110	84xØ68xØ30	29,200
		PS1500.78.01	71x56	425-450	P. BURÇLU		29,200
Ref. No. :		Avrupa Kodu:					

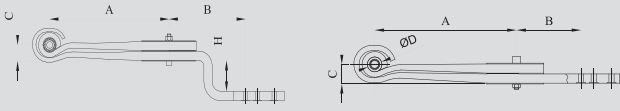
PS1500.79.00	DORSE Z MAKAS	Dikmen No	M (mm)	A-B (mm)	C (mm)	ØD (Øx Øxmm)	AĞIRLIK Weight(kg)
		PS1500.79.00	Komple Makas		38,5/190	Ø45	27,800
		PS1500.79.01	70x38	845-220	P. KIVRIK		27,800
Ref. No. :		Avrupa Kodu:					

PS1500.80.00	DORSE Z MAKAS	Dikmen No	M (mm)	A-B (mm)	C (mm)	ØD (Øx Øxmm)	AĞIRLIK Weight(kg)
		PS1500.80.00	Komple Makas		(-28) / 38	" 104xØ68x Ø30"	37,500
		PS1500.80.01	101x51	520-320	P. BURÇLU		34,000
		PS1500.80.02CP	90x3	-	SAC		3,500
Ref. No. :		Avrupa Kodu:					


PS1500.81.00.BUX4	DORSE Z MAKAS	Dikmen No	M (mm)	A-B (mm)	C (mm)	ØD (Øx Øxmm)	AĞIRLIK Weight(kg)
		PS1500.81.00.BUX4	Komple Makas		10 / 30	"72xØ60x Ø30 "	30,000
		PS1500.81.01.BUX4	71x62	575-270	P. BURÇLU		27,500
		PS1500.81.02CP	60x3	-	SAC		2,500
Ref. No. : 0508213962		Avrupa Kodu: 88170700					


PS1500.81.00.B	DORSE Z MAKAS	Dikmen No	M (mm)	A-B (mm)	C (mm)	ØD (Øx Øxmm)	AĞIRLIK Weight(kg)
		PS1500.81.00.B	Komple Makas		10 / 30	"72xØ60x Ø30 "	30,000
		PS1500.81.01.B	71x62	575-270	P. BURÇLU		27,500
		PS1500.81.02CP	60x3	-	SAC		2,500
Ref. No. : 0508213960		Avrupa Kodu: 88157800 / 88170600					


PS1500.84.00	DORSE Z MAKAS	Dikmen No	M (mm)	A-B (mm)	C (mm)	ØD (Øx Øxmm)	AĞIRLIK Weight(kg)
		PS1500.84.00	Komple Makas		47	" 102xØ57x Ø30"	37,500
		PS1500.84.01	100x45	550-350	P. BURÇLU		37,500
Ref. No. :		Avrupa Kodu: 09965100					





A :Sağ Mesafe / Right Distance
 B :Sol Mesafe / Left Distance
 C :Kavis- Ticari Sınıf / Curve- Commercial Class
 D :Burç Ölçüleri / Bush Dimension
 M :Malzeme Ebatı / Material Dimension


PS1500.85.00	DORSE MAKAS	Dikmen No	M (mm)	A-B (mm)	C (mm)	ØD (ØxØxmm)	AĞIRLIK Weight(kg)
		PS1500.85.00	Komple Makas		12 / 15	"102xØ57xØ30"	32,300
		PS1500.85.01	100x45	528-265	P. BURÇLU		32,300
							
Ref. No. : 30030 / 2500299		Avrupa Kodu: 09967500					

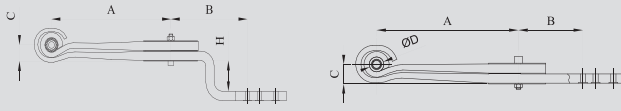
PS1500.86.00	DORSE Z MAKAS	Dikmen No	M (mm)	A-B (mm)	C (mm)	ØD (ØxØxmm)	AĞIRLIK Weight(kg)
		PS1500.86.00	Komple Makas		(-10) / 185	"72xØ60xØ30"	29,000
		PS1500.86.01	71x56	575-270	P. BURÇLU		27,200
		PS1500.09.02CP	60x3		SAC		2,000
							
Ref. No. : 0508214010		Avrupa Kodu: 88157500 / 88171200					

PS1500.90.00	DORSE Z MAKAS	Dikmen No	M (mm)	A-B (mm)	C (mm)	ØD (ØxØxmm)	AĞIRLIK Weight(kg)
		PS1500.90.00	Komple Makas		16 / 165	"83,5xØ71xØ30"	32,000
		PS1500.90.01	71x62	500-320	P. BURÇLU		31,500
							
Ref. No. :		Avrupa Kodu:					

PS1500.95.00	DORSE Z MAKAS	Dikmen No	M (mm)	A-B (mm)	C (mm)	ØD (ØxØxmm)	AĞIRLIK Weight(kg)
		PS1500.95.00	Komple Makas		80 / 30	"72xØ60xØ24"	29,000
		PS1500.95.01	71x62	575-200	P. BURÇLU		26,400
		PS1500.95.02CP	60x3		SAC		2,500
							
Ref. No. : 0508214020		Avrupa Kodu: 88171000					

PS1500.97.00	DORSE Z MAKAS	Dikmen No	M (mm)	A-B (mm)	C (mm)	ØD (ØxØxmm)	AĞIRLIK Weight(kg)
		PS1500.97.00	Komple Makas		(-10) / 110	"72xØ60xØ30"	28,500
		PS1500.97.01	71x56	575-270	P. BURÇLU		26,500
		PS1500.09.02.CP	60x3		SAC		2,000
							
Ref. No. : 0508213880		Avrupa Kodu: 88156400					

PS1500.97.00.BX4	DORSE Z MAKAS	Dikmen No	M (mm)	A-B (mm)	C (mm)	ØD (ØxØxmm)	AĞIRLIK Weight(kg)
		PS1500.97.00.BX4	Komple Makas		(-10) / 110	"72xØ60xØ30"	28,500
		PS1500.97.01.BX4	71x56	575-270	P. BURÇLU		26,500
		PS1500.09.02.CP	60x3		SAC		2,000
							
Ref. No. : 0508213882		Avrupa Kodu: 88170100					



A :Sağ Mesafe / Right Distance
 B :Sol Mesafe / Left Distance
 C :Kavis- Ticari Sınıf / Curve- Commercial Class
 D :Burç Ölçüleri / Bush Dimension
 M :Malzeme Ebatı / Material Dimension

PS1501.03.00	DORSE Z MAKAS	Dikmen No	M (mm)	A-B (mm)	C (mm)	ØD (Øx Øxmm)	AĞIRLIK Weight(kg)
		PS1501.03.00	Komple Makas		70/100	"104xØ68x Ø30"	37,000
		PS1501.03.01	100x50	500-320	P. BURÇLU		33,400
		PS1501.03.02CP	94x3		SAC		3,600

Ref. No. : Avrupa Kodu:

PS1501.07.00	DORSE MAKAS	Dikmen No	M (mm)	A-B (mm)	C (mm)	ØD (Øx Øxmm)	AĞIRLIK Weight(kg)
		PS1501.07.00	Komple Makas		12	"102xØ57x Ø30"	32,400
		PS1501.07.01	100x45	530-260	P. BURÇLU		32,400

Ref. No. : 0177800 Avrupa Kodu:

PS1501.08.00	DORSE Z MAKAS	Dikmen No	M (mm)	A-B (mm)	C (mm)	ØD (Øx Øxmm)	AĞIRLIK Weight(kg)
		PS1501.08.00	Komple Makas		-10	"102xØ57x Ø30"	40,500
		PS1501.08.01	100x55	500-320	P.KIVIRIK		40,500

Ref. No. : Avrupa Kodu:

PS1501.14.00	DORSE Z MAKAS	Dikmen No	M (mm)	A-B (mm)	C (mm)	ØD (Øx Øxmm)	AĞIRLIK Weight(kg)
		PS1501.14.00	Komple Makas		15 / 134	"102xØ65x Ø30"	39,500
		PS1501.14.01	100x48	530-370	P. BURÇLU		39,000

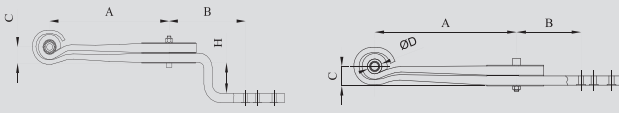
Ref. No. : Avrupa Kodu: 31778900

PS1501.18.00	DORSE MAKAS	Dikmen No	M (mm)	A-B (mm)	C (mm)	ØD (Øx Øxmm)	AĞIRLIK Weight(kg)
		PS1501.18.00	Komple Makas		105	"102xØ60x Ø30"	37,700
		PS1501.18.01	100x54	570-380	P. BURÇLU		34,300
		PS1501.18.02CP	94x3	-	SAC		3,200


Ref. No. : 014852 Avrupa Kodu: 26610400 / 09965200


PS1501.19.00	DORSE Z MAKAS	Dikmen No	M (mm)	A-B (mm)	C (mm)	ØD (Øx Øxmm)	AĞIRLIK Weight(kg)
		PS1501.19.00	Komple Makas		80/30	72xØ60xØ30	29,000
		PS1501.19.01	71x62	575-200	P. BURÇLU		27,000
		PS1501.11.02.CP	60x3		SAC		2,000


Ref. No. : Avrupa Kodu:





A :Sağ Mesafe / Right Distance
 B :Sol Mesafe / Left Distance
 C :Kavis- Ticari Sınıf / Curve- Commercial Class
 D :Burç Ölçüleri / Bush Dimension
 M :Malzeme Ebatı / Material Dimension


PS1501.20.00	DORSE MAKAS	Dikmen No	M (mm)	A-B (mm)	C (mm)	ØD (ØxØxmm)	AĞIRLIK Weight(kg)
	PS1501.20.00	Komple Makas		78 / 3	"102xØ60xØ30"	33,500	
	PS1501.20.01	101x50	575-220	P. BURÇLU		33,500	
Ref. No. :		Avrupa Kodu: 60106069					

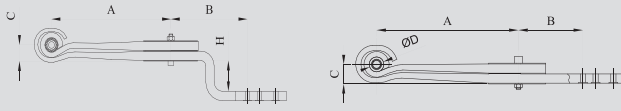
PS1501.25.00.BUX4	DORSE Z MAKAS	Dikmen No	M (mm)	A-B (mm)	C (mm)	ØD (ØxØxmm)	AĞIRLIK Weight(kg)
	PS1501.25.00.BUX4	Komple Makas		80/30	"72xØ60xØ30"	30,500	
	PS1501.25.01.BUX4	71x56	575-200	P. BURÇLU		28,500	
	PS1500.11.02.CP	60x3		SAC		2,000	
Ref. No. : 0508213902		Avrupa Kodu: 88170500					

PS1501.25.00	DORSE Z MAKAS	Dikmen No	M (mm)	A-B (mm)	C (mm)	ØD (ØxØxmm)	AĞIRLIK Weight(kg)
	PS1501.25.00	Komple Makas		80/30	"72xØ60xØ30"	30,500	
	PS1501.25.01	71x56	575-200	P. BURÇLU		28,500	
	PS1500.11.02.CP	60x3		SAC		2,000	
Ref. No. : 0508213900		Avrupa Kodu: 88156600					

PS1501.29.00	DORSE MAKAS	Dikmen No	M (mm)	A-B (mm)	C (mm)	ØD (ØxØxmm)	AĞIRLIK Weight(kg)
	PS1501.29.00	Komple Makas		70	"102xØ57xØ30"	31,400	
	PS1501.29.01	100x51	575-220	P. BURÇLU		31,400	
Ref. No. : 0508213180		Avrupa Kodu: 88135900 / 88145000					

PS1501.30.00	DORSE Z MAKAS	Dikmen No	M (mm)	A-B (mm)	C (mm)	ØD (ØxØxmm)	AĞIRLIK Weight(kg)
	PS1501.30.00	Komple Makas		72/63	"104xØ68xØ30"	29,600	
	PS1501.30.01	100x48	505-310	P. BURÇLU		29,600	
Ref. No. : 104401		Avrupa Kodu: 85890100					

PS1501.31.00	DORSE MAKAS	Dikmen No	M (mm)	A-B (mm)	C (mm)	ØD (ØxØxmm)	AĞIRLIK Weight(kg)
	PS1501.31.00	Komple Makas		16 / 7	"104xØ68xØ30"	32,500	
	PS1501.31.01	100x48	520-320	P. BURÇLU		30,000	
	PS1501.31.02CP	94x3		SAC		2,500	
Ref. No. :		Avrupa Kodu:					



A :Sağ Mesafe / Right Distance
 B :Sol Mesafe / Left Distance
 C :Kavis- Ticari Sınıf / Curve- Commercial Class
 D :Burç Ölçüleri / Bush Dimension
 M :Malzeme Ebatı / Material Dimension

PS1501.32.00	DORSE Z MAKAS	Dikmen No	M (mm)	A-B (mm)	C (mm)	ØD (Øx Øxmm)	AĞIRLIK Weight(kg)
		PS1501.32.00	Komple Makas		82 / 76	"104xØ68x Ø30"	33,000
		PS1501.32.01	100x48	520-380	P. BURÇLU		30,000
		PS1501.32.02CP	94x3		SAC		3,000



Ref. No. :

Avrupa Kodu:

PS1501.33.00	DORSE MAKAS	Dikmen No	M (mm)	A-B (mm)	C (mm)	ØD (Øx Øxmm)	AĞIRLIK Weight(kg)
		PS1501.33.00	Komple Makas		30	"102xØ57x Ø30"	28,000
		PS1501.33.01	100x38	999	P. BURÇLU		28,000



Ref. No. :

Avrupa Kodu:

PS1501.34.00	DORSE MAKAS	Dikmen No	M (mm)	A-B (mm)	C (mm)	ØD (Øx Øxmm)	AĞIRLIK Weight(kg)
		PS1501.34.00	Komple Makas		33	"102xØ57x Ø30"	31,000
		PS1501.34.01	100x38	1099	P. BURÇLU		31,000



Ref. No. :

Avrupa Kodu:

PS1501.35.00	DORSE Z MAKAS	Dikmen No	M (mm)	A-B (mm)	C (mm)	ØD (Øx Øxmm)	AĞIRLIK Weight(kg)
		PS1501.35.00	Komple Makas		60	"104xØ68x Ø30"	29,000
		PS1501.35.01	100x48	520-247	P. BURÇLU		29,000



Ref. No. :

Avrupa Kodu:

PS1501.36.00	DORSE Z MAKAS	Dikmen No	M (mm)	A-B (mm)	C (mm)	ØD (Øx Øxmm)	AĞIRLIK Weight(kg)
		PS1501.36.00	Komple Makas		84/55	"104xØ68x Ø30"	35,500
		PS1501.36.01	100x48	520-375	P. BURÇLU		32,400
		PS1501.36.02CP	94x3		SAC		3,100



Ref. No. :

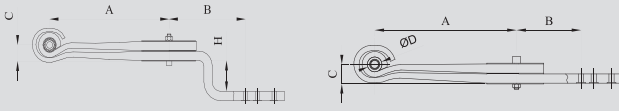
Avrupa Kodu:

PS1501.43.00	DORSE Z MAKAS	Dikmen No	M (mm)	A-B (mm)	C (mm)	ØD (Øx Øxmm)	AĞIRLIK Weight(kg)
		PS1501.43.00	Komple Makas		60/134	"104x99x Ø57xØ30"	35,600
		PS1501.43.01	100x50	520-360	P. BURÇLU		35,600




Ref. No. :

Avrupa Kodu:




A :Sağ Mesafe / Right Distance
 B :Sol Mesafe / Left Distance
 C :Kavis- Ticari Sınıf / Curve- Commercial Class
 D :Burç Ölçüleri / Bush Dimension
 M :Malzeme Ebatı / Material Dimension

PS1501.49.00	DORSE Z MAKAS	Dikmen No	M (mm)	A-B (mm)	C (mm)	ØD (ØxØxmm)	AĞIRLIK Weight(kg)
		PS1501.49.00	Komple Makas		45 / 45	"104xØ68xØ30"	37,700
		PS1501.49.01	100x56	575-270	P. BURÇLU		37,700

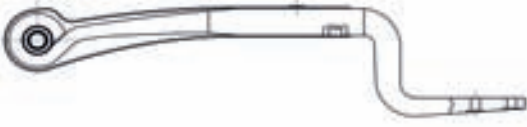
Ref. No. :

Avrupa Kodu:

PS1501.54.00	DORSE Z MAKAS	Dikmen No	M (mm)	A-B (mm)	C (mm)	ØD (ØxØxmm)	AĞIRLIK Weight(kg)
		PS1501.54.00	Komple Makas		66/162	102xØ57xØ30	40,600
		PS1501.54.01	101x56	575-247	P. BURÇLU		40,600

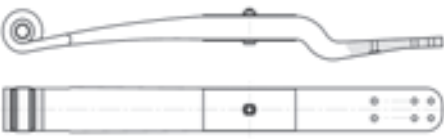
Ref. No. : 0508213830

Avrupa Kodu: 88154700

PS1501.58.00	DORSE Z MAKAS	Dikmen No	M (mm)	A-B (mm)	C (mm)	ØD (ØxØxmm)	AĞIRLIK Weight(kg)
		PS1501.58.00	Komple Makas		-10 / 185	"72xØ60xØ30"	31,500
		PS1501.58.01	71x62	575-270	P. BURÇLU		29,500
		PS1500.09.02.CP	60x3		SAC		2,000


Ref. No. :

Avrupa Kodu:

PS1501.83.00	DORSE Z MAKAS	Dikmen No	M (mm)	A-B (mm)	C (mm)	ØD (ØxØxmm)	AĞIRLIK Weight(kg)
		PS1501.83.00	Komple Makas		35/60-49	"102xØ57xØ30"	35,600
		PS1501.83.01	100x54	565-310	P. BURÇLU		35,300


Ref. No. :

Avrupa Kodu:

PS1501.84.00	DORSE Z MAKAS	Dikmen No	M (mm)	A-B (mm)	C (mm)	ØD (ØxØxmm)	AĞIRLIK Weight(kg)
		PS1501.84.00	Komple Makas		11-45	102xØ57xØ30	32,800
		PS1501.84.01	101x56	575-225	P. BURÇLU		32,800

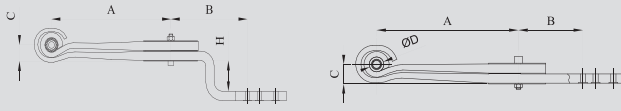
Ref. No. :

Avrupa Kodu:

PS1501.89.00	DORSE Z MAKAS	Dikmen No	M (mm)	A-B (mm)	C (mm)	ØD (ØxØxmm)	AĞIRLIK Weight(kg)
		PS1501.89.00	Komple Makas		22 / 100	"102xØ57xØ30"	34,800
		PS1501.89.01	101x52	575-270	P. BURÇLU		34,800

Ref. No. :

Avrupa Kodu:



A :Sağ Mesafe / Right Distance
 B :Sol Mesafe / Left Distance
 C :Kavis- Ticari Sınıf / Curve- Commercial Class
 D :Burç Ölçüleri / Bush Dimension
 M :Malzeme Ebatı / Material Dimension

PS1501.99.00	DORSE Z MAKAS	Dikmen No	M (mm)	A-B (mm)	C (mm)	ØD (Øx Øxmm)	AĞIRLIK Weight(kg)
		PS1501.99.00	Komple Makas		- (10) / 110	72xØ60xØ30	28,500
		PS1501.99.01	71x62	575-270	P. BURÇLU		28,500

Ref. No. : Avrupa Kodu:

PS1502.03.00	DORSE Z MAKAS	Dikmen No	M (mm)	A-B (mm)	C (mm)	ØD (Øx Øxmm)	AĞIRLIK Weight(kg)
		PS1502.03.00	Komple Makas		-10/100	104xØ68xØ30	41,500
		PS1502.03.01	101x56	575-234	P. BURÇLU		41,500

Ref. No. : Avrupa Kodu:

PS1502.04.00	DORSE Z MAKAS	Dikmen No	M (mm)	A-B (mm)	C (mm)	ØD (Øx Øxmm)	AĞIRLIK Weight(kg)
		PS1502.04.00	Komple Makas		-10/110	72xØ60xØ30	28,700
		PS1502.04.01	71x62	575-234	P. BURÇLU		28,700

Ref. No. : Avrupa Kodu:

PS1502.07.00	DORSE Z MAKAS	Dikmen No	M (mm)	A-B (mm)	C (mm)	ØD (Øx Øxmm)	AĞIRLIK Weight(kg)
		PS1502.07.00	Komple Makas		45 / 45	102xØ57xØ30	37,000
		PS1502.07.01	101x56	575-270	P. BURÇLU		37,000

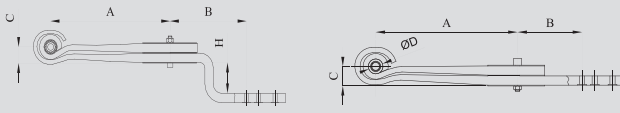
Ref. No. : Avrupa Kodu:

PS1502.09.00	DORSE Z MAKAS	Dikmen No	M (mm)	A-B (mm)	C (mm)	ØD (Øx Øxmm)	AĞIRLIK Weight(kg)
		PS1502.09.00	Komple Makas		78 / -(3)	102xØ57xØ30	37,500
		PS1502.09.01	101x56	575-220	P. BURÇLU		37,000

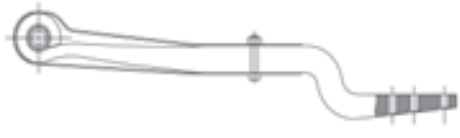
Ref. No. : Avrupa Kodu:

PS1502.12.00	DORSE Z MAKAS	Dikmen No	M (mm)	A-B (mm)	C (mm)	ØD (Øx Øxmm)	AĞIRLIK Weight(kg)
		PS1502.12.00	Komple Makas		72 / 150	102xØ57xØ30	45,500
		PS1502.12.01	101x56	500-320	P. BURÇLU		42,400
		PS1502.12.02CP	94x3		SAC		3,100

Ref. No. : Avrupa Kodu:




A :Sağ Mesafe / Right Distance
 B :Sol Mesafe / Left Distance
 C :Kavis- Ticari Sınıf / Curve- Commercial Class
 D :Burç Ölçüleri / Bush Dimension
 M :Malzeme Ebatı / Material Dimension

PS1502.13.00	DORSE Z MAKAS	Dikmen No	M (mm)	A-B (mm)	C (mm)	ØD (Øx Øxmm)	AĞIRLIK Weight(kg)
	PS1502.13.00	Komple Makas			72 / 100	102xØ57xØ30	43,300
	PS1502.13.01	101x56	500-320	P. BURÇLU			40,200
	PS1502.13.02CP	94x3		SAC			3,100


Ref. No. :

Avrupa Kodu:

PS1502.17.00	DORSE MAKASI	Dikmen No	M (mm)	A-B (mm)	C (mm)	ØD (Øx Øxmm)	AĞIRLIK Weight(kg)
	PS1502.17.00	Komple Makas			38	104-Ø68-Ø30	37,500
	PS1502.17.01	100x50	520-275	P. BURÇLU			37,500


Ref. No. : UJB0360C / 4J0360C / M045005 / M001480 / M045003 / UJB0636A / UJB0634A / 431478

Avrupa Kodu: 46020100 / 23601900

PS1502.23.00	DORSE MAKAS	Dikmen No	M (mm)	A-B (mm)	C (mm)	ØD (Øx Øxmm)	AĞIRLIK Weight(kg)
	PS1502.23.00	Komple Makas			82,5	72xØ60xØ24	31,500
	PS1502.23.01	71x62	625-200	P. BURÇLU			28,500
	PS1502.23.02CP	60x3		SAC			3,000


Ref. No. :

Avrupa Kodu:

PS1502.25.00	DORSE Z MAKAS	Dikmen No	M (mm)	A-B (mm)	C (mm)	ØD (Øx Øxmm)	AĞIRLIK Weight(kg)
	PS1502.25.00	Komple Makas			80/30	72xØ60xØ24	28,000
	PS1502.25.01	71x62	575-200	P. BURÇLU			25,900
	PS1500.09.02.CP	60x3		SAC			2,000


Ref. No. : 0508214022

Avrupa Kodu: 88171100

PS1502.39.00	DORSE Z MAKAS	Dikmen No	M (mm)	A-B (mm)	C (mm)	ØD (Øx Øxmm)	AĞIRLIK Weight(kg)
	PS1502.39.00	Komple Makas			78 / 160	102xØ60xØ30	36,500
	PS1502.39.01	101x50	500-320	P. BURÇLU			36,500

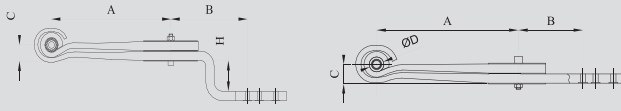
Ref. No. :

Avrupa Kodu:


PS1502.43.00	DORSE Z MAKAS	Dikmen No	M (mm)	A-B (mm)	C (mm)	ØD (Øx Øxmm)	AĞIRLIK Weight(kg)
	PS1502.43.00	Komple Makas			77 / 100	"Ø30xØ60x82x49"	24,500
	PS1502.43.01	80x45	430-245	P. BURÇLU			24,500

Ref. No. :

Avrupa Kodu: 57092600




A :Sağ Mesafe / Right Distance
 B :Sol Mesafe / Left Distance
 C :Kavis- Ticari Sınıf / Curve- Commercial Class
 D :Burç Ölçüleri / Bush Dimension
 M :Malzeme Ebatı / Material Dimension

PS1502.52.00	DORSE Z MAKAS	Dikmen No	M (mm)	A-B (mm)	C (mm)	ØD (Øx Øxmm)	AĞIRLIK Weight(kg)
	PS1502.52.00	Komple Makas		25	102xØ57 xØ30	27,500	
	PS1502.52.01	100x45	550-110	P. BURÇLU		22,800	
	PS1502.52.02CP	90x4		SAC		4,250	


Ref. No. :

Avrupa Kodu:

PS1502.53.00.0İ	DORSE Z MAKAS	Dikmen No	M (mm)	A-B (mm)	C (mm)	ØD (Øx Øxmm)	AĞIRLIK Weight(kg)
	PS1502.53.00.0İ	Komple Makas		(-10) / 196	72xØ60xØ30	28,500	
	PS1502.53.01	71x56	575-270	P. BURÇLU		28,500	


Ref. No. : 05082140901

Avrupa Kodu: 88171400

PS1502.56.00	DORSE Z MAKAS	Dikmen No	M (mm)	A-B (mm)	C (mm)	ØD (Øx Øxmm)	AĞIRLIK Weight(kg)
	PS1502.56.00	Komple Makas		15 (95-117)	102xØ57 xØ30	37,000	
	PS1502.56.01	100x50	500-261,5	P. BURÇLU		37,000	


Ref. No. :

Avrupa Kodu:

PS1502.61.00	DORSE Z MAKAS	Dikmen No	M (mm)	A-B (mm)	C (mm)	ØD (Øx Øxmm)	AĞIRLIK Weight(kg)
	PS1502.61.00	Komple Makas		80/35	"Ø30xØ60 x82x49"	23,000	
	PS1502.61.01	80x45	430-225	P. BURÇLU		23,000	


Ref. No. :

Avrupa Kodu: 57012500

PS1502.79.00.0İ	DORSE Z MAKAS	Dikmen No	M (mm)	A-B (mm)	C (mm)	ØD (Øx Øxmm)	AĞIRLIK Weight(kg)
	PS1502.79.00.0İ	Komple Makas		(-10)/195	"72xØ60 xØ24 "	28,500	
	PS1502.79.01	71x56	575-270	P. BURÇLU		28,500	

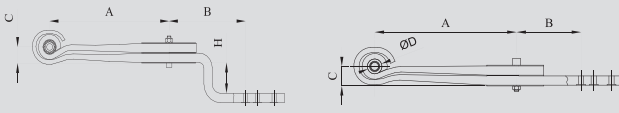
Ref. No. :

Avrupa Kodu: 88171500


PS1502.89.00	DORSE Z MAKAS	Dikmen No	M (mm)	A-B (mm)	C (mm)	ØD (Øx Øxmm)	AĞIRLIK Weight(kg)
	PS1502.89.00	Komple Makas		36/25	"102-69x Ø60xØ30"	37,000	
	PS1502.89.01	100x54	565-240	P. BURÇLU		33,600	
	PS1502.89.02CP	94x3		P. KIVRIK		3,400	


Ref. No. : FAG0410072


Avrupa Kodu: 26611500





A :Sağ Mesafe / Right Distance
 B :Sol Mesafe / Left Distance
 C :Kavis- Ticari Sınıf / Curve- Commercial Class
 D :Burç Ölçüleri / Bush Dimension
 M :Malzeme Ebatı / Material Dimension


PS1502.96.00.0İ	DORSE Z MAKAS	Dikmen No	M (mm)	A-B (mm)	C (mm)	ØD (ØxØxmm)	AĞIRLIK Weight(kg)
	PS1502.96.00.0İ	Komple Makas		(-10)/195		"72xØ60 xØ30"	29,500
	PS1502.96.01	71x62	575-270	P. BURÇLU			29,500
Ref. No. : 0508214120		Avrupa Kodu: 88171800					

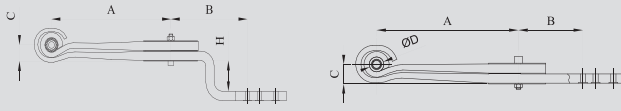
PS1502.97.00.0İ	DORSE Z MAKAS	Dikmen No	M (mm)	A-B (mm)	C (mm)	ØD (ØxØxmm)	AĞIRLIK Weight(kg)
	PS1502.97.00.0İ	Komple Makas		(-10)/195		"72xØ60 xØ24"	29,500
	PS1502.97.01	71x62	575-270	P. BURÇLU			29,500
Ref. No. : 0508214122		Avrupa Kodu: 88171900					

PS1503.15.00	DORSE MAKASI	Dikmen No	M (mm)	A-B (mm)	C (mm)	ØD (ØxØxmm)	AĞIRLIK Weight(kg)
	PS1503.15.00	Komple Makas		(-30) / 16		"102xØ60 xØ30"	30,150
	PS1503.15.01	96x49	500-245	P. BURÇLU			30,150
Ref. No. : 1062275 / 1188344		Avrupa Kodu: 26612100 / 26612500					

PS1503.18.01.B.0İ	DORSE MAKASI	Dikmen No	M (mm)	A-B (mm)	C (mm)	ØD (ØxØxmm)	AĞIRLIK Weight(kg)
	PS1503.18.01.B.0İ	Komple Makas		(-10) / 170		"72xØ60 xØ24"	27,500
	PS1503.18.01.B.0İ	71x56	575-270	P. BURÇLU			27,500
Ref. No. : 0508214172		Avrupa Kodu: 88172700					

PS1503.18.01.BU.0İ	DORSE MAKASI	Dikmen No	M (mm)	A-B (mm)	C (mm)	ØD (ØxØxmm)	AĞIRLIK Weight(kg)
	PS1503.18.01.BU.0İ	Komple Makas		(-10) / 170		"72xØ60 xØ30"	27,500
	PS1503.18.01.BU.0İ	71x56	575-270	P. BURÇLU			27,500
Ref. No. : 0508214170		Avrupa Kodu: 88172600					

PS1503.29.00	DORSE MAKASI	Dikmen No	M (mm)	A-B (mm)	C (mm)	ØD (ØxØxmm)	AĞIRLIK Weight(kg)
	PS1503.29.00	Komple Makas		36 / 13 - 5		"102xØ57 xØ30"	34,700
	PS1503.29.01	99,8x54	565-244	P. BURÇLU			33,500
Ref. No. :		Avrupa Kodu:					



A :Sağ Mesafe / Right Distance
 B :Sol Mesafe / Left Distance
 C :Kavis- Ticari Sınıf / Curve- Commercial Class
 D :Burç Ölçüleri / Bush Dimension
 M :Malzeme Ebatı / Material Dimension

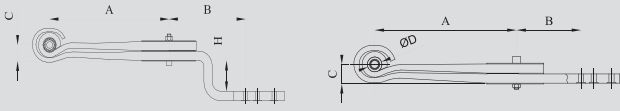
PS1500.58.00	DORSE Z MAKAS	Dikmen No	M (mm)	A-B (mm)	C (mm)	ØD (Øx Øxmm)	AĞIRLIK Weight(kg)
		PS1500.58.00	Komple Makas		45/196	"102xØ60x Ø30"	43,500
		PS1500.58.01	120x45	550-330	P. BURÇLU		43,500
Ref. No. : 016501		Avrupa Kodu: 26610100					

PS1500.87.00	DORSE Z MAKAS	Dikmen No	M (mm)	A-B (mm)	C (mm)	ØD (Øx Øxmm)	AĞIRLIK Weight(kg)
		PS1500.87.00	Komple Makas		47 / 212	"102xØ60x Ø30"	33,500
		PS1500.87.01	96x49	550-330	P. BURÇLU		33,500
Ref. No. : 1023939		Avrupa Kodu: 26611800					

PS1501.41.00	DORSE Z MAKAS	Dikmen No	M (mm)	A-B (mm)	C (mm)	ØD (Øx Øxmm)	AĞIRLIK Weight(kg)
		PS1501.41.00	Komple Makas		43/74	"102xØ60x Ø30"	37,000
		PS1501.41.01	120x45	546-330	P. BURÇLU		37,000
Ref. No. : 016499		Avrupa Kodu: 26610200					

PS1503.61.00	DORSE Z MAKAS	Dikmen No	M (mm)	A-B (mm)	C (mm)	ØD (Øx Øxmm)	AĞIRLIK Weight(kg)
		PS1503.61.00	Komple Makas		50 / 78	"102xØ60x Ø30"	34,100
		PS1503.61.01	96x49	548-340	P. BURÇLU		34,100
Ref. No. : 1284825		Avrupa Kodu: 26611900					

PS1502.87.00	DORSE Z MAKAS	Dikmen No	M (mm)	A-B (mm)	C (mm)	ØD (Øx Øxmm)	AĞIRLIK Weight(kg)
		PS1502.87.00	Komple Makas		68/294		28,900
		PS1502.87.01	76x48	630-310	P. KIVRIK		28,900
Ref. No. : 59643F		Avrupa Kodu:					



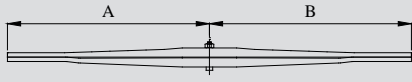
A :Sağ Mesafe / Right Distance
 B :Sol Mesafe / Left Distance
 C :Kavis- Ticari Sınıf / Curve- Commercial Class
 D :Burç Ölçüleri / Bush Dimension
 M :Malzeme Ebatı / Material Dimension

KS1500.01.00	DORSE 100x12 8 KATLI (PİYASA)	Dikmen No	M (mm)	A-B (mm)	C (mm)	ØD (Øx Øxmm)	AĞIRLIK Weight(kg)
		KS1500.01.00	Komple Makas		82		62,000
		KS1500.01.01	100x12	575-575	K. DÜZ		10,600
		KS1500.01.02	100x12	575-575	K. DÜZ		10,600
		KS1500.01.03	100x12	618-618	K. KIVRIK		11,380
		KS1500.01.04	100x12	420-420	K. DÜZ		7,800
		KS1500.01.05	100x12	365-365	K. DÜZ		7,000
		KS1500.01.06	100x12	300-300	K. DÜZ		5,700
		KS1500.01.07	100x12	232,5-232,5	K. DÜZ		4,300
		KS1500.01.08	100x12	165-165	K. DÜZ		3,100
Ref. No. :	Avrupa Kodu:						

KS1500.02.00	DORSE 100x12 8 KATLI	Dikmen No	M (mm)	A-B (mm)	C (mm)	ØD (Øx Øxmm)	AĞIRLIK Weight(kg)
		KS1500.02.00	Komple Makas		77		62,000
		KS1500.02.01	100x12	575-575	K. DÜZ		10,600
		KS1500.02.02	100x12	575-575	K. DÜZ		10,600
		KS1500.02.03	100x12	618-618	K. KIVRIK		11,380
		KS1500.02.04	100x12	405-405	K. DÜZ		7,600
		KS1500.02.05	100x12	355-355	K. DÜZ		6,600
		KS1500.02.06	100x12	305-305	K. DÜZ		5,700
		KS1500.02.07	100x12	255-255	K. DÜZ		4,700
		KS1500.02.08	100x12	205-205	K. DÜZ		3,800
Ref. No. :	Avrupa Kodu:						

KS1500.03.00	DORSE 100x12 10 KATLI	Dikmen No	M (mm)	A-B (mm)	C (mm)	ØD (Øx Øxmm)	AĞIRLIK Weight(kg)
		KS1500.03.00	Komple Makas		77		68,800
		KS1500.03.01	100x12	575-575	K. DÜZ		10,600
		KS1500.03.02	100x12	575-575	K. DÜZ		10,600
		KS1500.03.03	100x12	618-618	K. KIVRIK		11,380
		KS1500.03.04	100x12	405-405	K. DÜZ		7,600
		KS1500.03.05	100x12	355-355	K. DÜZ		6,600
		KS1500.03.06	100x12	305-305	K. DÜZ		5,700
		KS1500.03.07	100x12	255-255	K. DÜZ		4,700
		KS1500.03.08	100x12	205-205	K. DÜZ		3,800
		KS1500.03.09	100x12	170-170	K. DÜZ		3,100
		KS1500.03.10	100x12	145-145	K. DÜZ		2,600
Ref. No. :	Avrupa Kodu:						

KS1500.04.00	DORSE 100x12 12 KATLI	Dikmen No	M (mm)	A-B (mm)	C (mm)	ØD (Øx Øxmm)	AĞIRLIK Weight(kg)
		KS1500.04.00	Komple Makas		77		87,500
		KS1500.04.01	100x12	575-575	K. DÜZ		10,600
		KS1500.04.02	100x12	575-575	K. DÜZ		10,600
		KS1500.04.03	100x12	575-575	K. DÜZ		10,600
		KS1500.04.04	100x12	618-618	K. KIVRIK		11,380
		KS1500.04.05	100x12	455-455	K. DÜZ		8,500
		KS1500.04.06	100x12	405-405	K. DÜZ		7,600
		KS1500.04.07	100x12	355-355	K. DÜZ		6,600
		KS1500.04.08	100x12	305-305	K. DÜZ		5,700
		KS1500.04.09	100x12	255-255	K. DÜZ		4,700
		KS1500.04.10	100x12	205-205	K. DÜZ		3,800
		KS1500.04.11	100x12	170-170	K. DÜZ		3,100
		KS1500.04.12	100x12	145-145	K. DÜZ		2,600
Ref. No. :	Avrupa Kodu:						



A :Sağ Mesafe / Right Distance
 B :Sol Mesafe / Left Distance
 C :Kavis- Ticari Sınıf / Curve- Commercial Class
 D :Burç Ölçüleri / Bush Dimension
 M :Malzeme Ebatı / Material Dimension

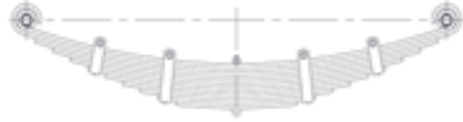
KS1500.06.00	DORSE TERS MAKAS 120x18 16 KATLI	Dikmen No	M (mm)	A-B (mm)	C (mm)	ØD (Øx Øxmm)	AĞIRLIK Weight(kg)
		KS1500.06.00	Komple Makas		120		357,000
		KS1500.06.01	120x18	940-940	K. KIVRIK		30,700
		KS1500.06.02	120x18	890-890	K. DÜZ		29,300
		KS1500.06.03	120x18	890-890	K. DÜZ		29,300
		KS1500.06.04	120x18	890-890	K. DÜZ		29,300
		KS1500.06.05	120x18	890-890	K. DÜZ		29,300
		KS1500.06.06	120x18	890-890	K. DÜZ		29,300
		KS1500.06.07	120x18	890-890	K. DÜZ		29,300
		KS1500.06.08	120x18	890-890	K. DÜZ		29,300
		KS1500.06.09	120x18	630-630	K. DÜZ		20,400
		KS1500.06.10	120x18	575-575	K. DÜZ		19,200
		KS1500.06.11	120x18	520-520	K. DÜZ		17,000
		KS1500.06.12	120x18	465-465	K. DÜZ		15,200
		KS1500.06.13	120x18	410-410	K. DÜZ		13,600
		KS1500.06.14	120x18	360-360	K. DÜZ		11,600
		KS1500.06.15	120x18	310-310	K. DÜZ		10,000
		KS1500.06.16	120x18	260-260	K. DÜZ		8,400



Ref. No. :

Avrupa Kodu:

KS1500.10.00	DORSE MAKASI 90x12	Dikmen No	M (mm)	A-B (mm)	C (mm)	ØD (Øx Øxmm)	AĞIRLIK Weight(kg)
		KS1500.10.00	Komple Makas		130		94,000
		KS1500.10.01	90x12	700-700	K. BURÇLU	90xØ38xØ30	14,500
		KS1500.10.02	90x12	911-911	K. KIVRIK		15,000
		KS1500.10.03	90x12	680-680	K. DÜZ		10,800
		KS1500.10.04	90x12	603-603	K. DÜZ		10,100
		KS1500.10.05	90x12	545-545	K. DÜZ		9,100
		KS1500.10.06	90x12	487-487	K. DÜZ		8,100
		KS1500.10.07	90x12	430-430	K. DÜZ		7,200
		KS1500.10.08	90x12	372-372	K. DÜZ		6,200
		KS1500.10.09	90x12	315-315	K. DÜZ		5,300
		KS1500.10.10	90x12	258-258	K. DÜZ		4,300
		KS1500.10.11	90x12	200-200	K. DÜZ		3,350



Ref. No. :

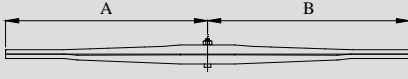
Avrupa Kodu:

KS1500.12.00	DORSE TERS MAKAS 120x16 16 KAT	Dikmen No	M (mm)	A-B (mm)	C (mm)	ØD (Øx Øxmm)	AĞIRLIK Weight(kg)
		KS1500.12.00	Komple Makas		110		256,000
		KS1500.12.01	120x16	780-780	K. DÜZ		22,500
		KS1500.12.02	120x16	780-780	K. DÜZ		22,500
		KS1500.12.03	120x16	780-780	K. DÜZ		22,500
		KS1500.12.04	120x16	780-780	K. DÜZ		22,500
		KS1500.12.05	120x16	780-780	K. DÜZ		22,500
		KS1500.12.06	120x16	780-780	K. DÜZ		22,500
		KS1500.12.07	120x16	780-780	K. DÜZ		22,500
		KS1500.12.08	120x16	540-540	K. DÜZ		16,400
		KS1500.12.09	120x16	490-490	K. DÜZ		15,800
		KS1500.12.10	120x16	440-440	K. DÜZ		13,300
		KS1500.12.11	120x16	390-390	K. DÜZ		11,800
		KS1500.12.12	120x16	340-340	K. DÜZ		10,400
		KS1500.12.13	120x16	290-290	K. DÜZ		8,900
		KS1500.12.14	120x16	240-240	K. DÜZ		7,500
		KS1500.12.15	120x16	190-190	K. DÜZ		5,700
		KS1500.12.16	120x16	140-140	K. DÜZ		4,400



Ref. No. :

Avrupa Kodu:



A :Sağ Mesafe / Right Distance
 B :Sol Mesafe / Left Distance
 C :Kavis- Ticari Sınıf / Curve- Commercial Class
 D :Burç Ölçüleri / Bush Dimension
 M :Malzeme Ebatı / Material Dimension

KS1500.25.00	DORSE MAKASI 80x13	Dikmen No	M (mm)	A-B (mm)	C (mm)	ØD (ØxØxmm)	AĞIRLIK Weight(kg)
		KS1500.25.00	Komple Makas		154/70		180,000
		KS1500.25.01.M	80x13	640-640	K. KIVRIK		10,300
		KS1500.25.02.M	80x13	640-640	K. KIVRIK		10,300
		KS1500.25.03.M	80x13	640-640	K. KIVRIK		10,300
		KS1500.25.04.M	80x13	500-500	K. DÜZ		8,000
		KS1500.25.05.M	80x13	435-435	K. DÜZ		6,800
		KS1500.25.06.M	80x13	370-370	K. DÜZ		5,800
		KS1500.25.07.M	80x13	305-305	K. DÜZ		4,700
		KS1500.25.08.M	80x13	240-240	K. DÜZ		3,700
		KS1500.25.09.M	80x13	175-175	K. DÜZ		2,700
		KS1500.25.10.M	80x10	100-100	K. DÜZ		1,300
		KS1500.25.11.M	80x10	100-100	K. DÜZ		1,300
		KS1500.25.01	80x13	720-720	K. BURÇLU	80xØ50xØ40	15,250
		KS1500.25.02	80x13	1120-1120	K. KIVRIK		18,000
		KS1500.25.03	80x13	720-720	K. DÜZ		11,600
		KS1500.25.04	80x13	720-720	K. DÜZ		11,600
		KS1500.25.05	80x13	640-640	K. DÜZ		10,800
		KS1500.25.06	80x13	555-555	K. DÜZ		9,700
		KS1500.25.07	80x13	510-510	K. DÜZ		8,600
		KS1500.25.08	80x13	450-450	K. DÜZ		7,500
		KS1500.25.09	80x13	385-385	K. DÜZ		6,500
		KS1500.25.10	80x13	320-320	K. DÜZ		5,500
		KS1500.25.11	80x13	255-255	K. DÜZ		4,300
		KS1500.25.12	80x13	190-190	K. DÜZ		3,200

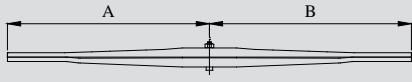
Ref. No. :

Avrupa Kodu:

KS1500.41.00	DORSE TERS MAKAS 120x14 19 KATLI	Dikmen No	M (mm)	A-B (mm)	C (mm)	ØD (ØxØxmm)	AĞIRLIK Weight(kg)
		KS1500.41.00	Komple Makas		120		340,000
		KS1500.41.01	120x14	947-947	K. KIVRIK		24,800
		KS1500.41.02	120x14	977-977	K. KIVRIK		25,600
		KS1500.41.03	120x14	897-897	K. DÜZ		23,500
		KS1500.41.04	120x14	897-897	K. DÜZ		23,500
		KS1500.41.05	120x14	897-897	K. DÜZ		23,500
		KS1500.41.06	120x14	897-897	K. DÜZ		23,500
		KS1500.41.07	120x14	897-897	K. DÜZ		23,500
		KS1500.41.08	120x14	897-897	K. DÜZ		23,500
		KS1500.41.09	120x14	897-897	K. DÜZ		23,500
		KS1500.41.10	120x14	897-897	K. DÜZ		23,500
		KS1500.41.11	120x14	645-645	K. DÜZ		16,800
		KS1500.41.12	120x14	575-575	K. DÜZ		15,000
		KS1500.41.13	120x14	515-515	K. DÜZ		13,500
		KS1500.41.14	120x14	475-475	K. DÜZ		12,400
		KS1500.41.15	120x14	425-425	K. DÜZ		11,100
		KS1500.41.16	120x14	375-375	K. DÜZ		9,800
		KS1500.41.17	120x14	315-315	K. DÜZ		8,300
		KS1500.41.18	120x14	280-280	K. DÜZ		7,400
		KS1500.41.19	120x14	235-235	K. DÜZ		6,100

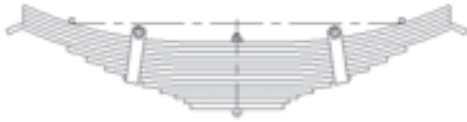
Ref. No. : 0508108040

Avrupa Kodu: 88053900



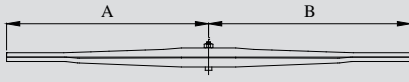
A :Sağ Mesafe / Right Distance
 B :Sol Mesafe / Left Distance
 C :Kavis- Ticari Sınıf / Curve- Commercial Class
 D :Burç Ölçüleri / Bush Dimension
 M :Malzeme Ebatı / Material Dimension

KS1500.28.00	DORSE 76x12 11 KATLI	Dikmen No	M (mm)	A-B (mm)	C (mm)	ØD (Øx Øxmm)	AĞIRLIK Weight(kg)	
		KS1500.28.00	Komple Makas		120		65,000	
		KS1500.28.01	76x12	630-630	K. DÜZ		8,900	
		KS1500.28.02	76x12	630-630	K. DÜZ		8,900	
		KS1500.28.03	76x12	673-673	K. KIVRIK		9,500	
		KS1500.28.04	76x12	500-500	K. DÜZ		7,000	
		KS1500.28.05	76x12	450-450	K. DÜZ		6,300	
		KS1500.28.06	76x12	400-400	K. DÜZ		5,600	
		KS1500.28.07	76x12	350-350	K. DÜZ		4,900	
		KS1500.28.08	76x12	300-300	K. DÜZ		4,200	
		KS1500.28.09	76x12	250-250	K. DÜZ		3,500	
		KS1500.28.10	76x12	200-200	K. DÜZ		2,800	
		KS1500.28.11	76x12	155-155	K. DÜZ		2,100	
Ref. No. :		Avrupa Kodu:						



KS1500.98.00	DORSE TERS MAKAS	Dikmen No	M (mm)	A-B (mm)	C (mm)	ØD (Øx Øxmm)	AĞIRLIK Weight(kg)	
		KS1500.98.00	Komple Makas		110		374,000	
		KS1500.98.01	120x14	975-975	K. KIVRIK		26,200	
		KS1500.98.02	120x14	1000-1000	K. KIVRIK		26,600	
		KS1500.98.03	120x20	920-920	K. DÜZ		33,800	
		KS1500.98.04	120x20	920-920	K. DÜZ		33,800	
		KS1500.98.05	120x18	920-920	K. DÜZ		30,200	
		KS1500.98.06	120x18	920-920	K. DÜZ		30,200	
		KS1500.98.07	120x18	920-920	K. DÜZ		30,200	
		KS1500.98.08	120x18	920-920	K. DÜZ		30,200	
		KS1500.98.09	120x18	670-670	K. DÜZ		22,400	
		KS1500.98.10	120x18	620-620	K. DÜZ		20,700	
		KS1500.98.11	120x18	570-570	K. DÜZ		19,100	
		KS1500.98.12	120x18	475-475	K. DÜZ		15,900	
		KS1500.98.13	120x18	425-425	K. DÜZ		14,200	
		KS1500.98.14	120x18	375-375	K. DÜZ		12,500	
		KS1500.98.15	120x18	325-325	K. DÜZ		10,800	
		KS1500.98.16	120x18	275-275	K. DÜZ		9,100	
		KS1500.98.17	120x18	235-235	K. DÜZ		7,800	
Ref. No. :	0508108070	Avrupa Kodu: 88053400						





A :Sağ Mesafe / Right Distance
 B :Sol Mesafe / Left Distance
 C :Kavis- Ticari Sınıf / Curve- Commercial Class
 D :Burç Ölçüleri / Bush Dimension
 M :Malzeme Ebatı / Material Dimension

KS1501.08.00	DORSE TERS MAKAS	Dikmen No	M (mm)	A-B (mm)	C (mm)	ØD (Øx Øxmm)	AĞIRLIK Weight(kg)
		KS1501.08.00	Komple Makas		65		217,000
		KS1501.08.01	120x14	785-785	K. DÜZ		20,600
		KS1501.08.02	120x14	785-785	K. DÜZ		20,600
		KS1501.08.03	120x14	785-785	K. DÜZ		20,600
		KS1501.08.04	120x14	785-785	K. DÜZ		20,600
		KS1501.08.05	120x14	785-785	K. DÜZ		20,600
		KS1501.08.06	120x14	785-785	K. DÜZ		20,600
		KS1501.08.07	120x14	565-565	K. DÜZ		14,800
		KS1501.08.08	120x14	520-520	K. DÜZ		13,700
		KS1501.08.09	120x14	475-475	K. DÜZ		12,500
		KS1501.08.10	120x14	435-435	K. DÜZ		11,400
		KS1501.08.11	120x14	395-395	K. DÜZ		10,400
		KS1501.08.12	120x14	345-345	K. DÜZ		9,050
		KS1501.08.13	120x14	305-305	K. DÜZ		8,000
		KS1501.08.14	120x14	265-265	K. DÜZ		7,000
		KS1501.08.15	120x14	225-225	K. DÜZ		6,000

Ref. No. : 0508157040

Avrupa Kodu: 88041200

KS1501.15.00	DORSE MAKASI	Dikmen No	M (mm)	A-B (mm)	C (mm)	ØD (Øx Øxmm)	AĞIRLIK Weight(kg)
		KS1501.15.00	Komple Makas		51		111,000
		KS1501.15.01	100x14	630-630	K. DÜZ		13,700
		KS1501.15.02	100x14	630-630	K. DÜZ		13,700
		KS1501.15.03	100x14	630-655	K. KIVRIK		14,000
		KS1501.15.04	100x14	460-460	K. DÜZ		10,000
		KS1501.15.05	100x14	425-425	K. DÜZ		9,300
		KS1501.15.06	100x14	390-390	K. DÜZ		8,500
		KS1501.15.07	100x14	353-353	K. DÜZ		7,700
		KS1501.15.08	100x14	328-328	K. DÜZ		7,200
		KS1501.15.09	100x14	278-278	K. DÜZ		6,000
		KS1501.15.10	100x14	253-253	K. DÜZ		5,500
		KS1501.15.11	100x14	220-220	K. DÜZ		4,800
		KS1501.15.12	100x14	185-185	K. DÜZ		4,000
		KS1501.15.13	100x14	153-153	K. DÜZ		3,300
		KS1501.15.14	100x14	120-120	K. DÜZ		2,600

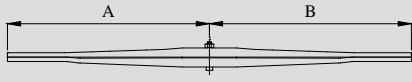
Ref. No. : 0508207030

Avrupa Kodu: 88073100

KS1501.16.00.M	80x14 MUAVİN KOMPLE MAKAS	Dikmen No	M (mm)	A-B (mm)	C (mm)	ØD (Øx Øxmm)	AĞIRLIK Weight(kg)
		KS1501.16.00.M	Komple Makas		112		64,000
		KS1501.16.01.M	80x14	640-640	K. DÜZ		11,000
		KS1501.16.02.M	80x14	640-640	K. DÜZ		11,000
		KS1501.16.03.M	80x14	565-565	K. DÜZ		9,700
		KS1501.16.04.M	80x14	485-485	K. DÜZ		8,400
		KS1501.16.05.M	80x14	410-410	K. DÜZ		7,000
		KS1501.16.06.M	80x14	330-330	K. DÜZ		5,600
		KS1501.16.07.M	80x14	255-255	K. DÜZ		4,300
		KS1501.16.08.M	80x14	175-175	K. DÜZ		2,900
		KS1501.16.09.M	80x12	100-100	K. DÜZ		1,400
		KS1501.16.10.M	80x12	100-100	K. DÜZ		1,400

Ref. No. :

Avrupa Kodu:



A :Sağ Mesafe / Right Distance
 B :Sol Mesafe / Left Distance
 C :Kavis- Ticari Sınıf / Curve- Commercial Class
 D :Burç Ölçüleri / Bush Dimension
 M :Malzeme Ebatı / Material Dimension

KS1501.16.00	80x14 ARKA KOMPLE MAKAS	Dikmen No	M (mm)	A-B (mm)	C (mm)	ØD (Øx Øxmm)	AĞIRLIK Weight(kg)
		KS1501.16.00	Komple Makas		154	"80xØ50x Ø40,20"	105,000
		KS1501.16.01	80x14	720-720	K. BURÇLU		15,900
		KS1501.16.02	80x14	1165-1165	K. KIVRIK		20,500
		KS1501.16.03	80x14	720-720	K. DÜZ		12,500
		KS1501.16.04	80x14	640-640	K. DÜZ		11,100
		KS1501.16.05	80x14	560-560	K. DÜZ		9,700
		KS1501.16.06	80x14	485-485	K. DÜZ		8,400
		KS1501.16.07	80x14	405-405	K. DÜZ		7,000
		KS1501.16.08	80x14	330-330	K. DÜZ		5,700
		KS1501.16.09	80x14	255-255	K. DÜZ		4,400
		KS1501.16.10	80x14	175-175	K. DÜZ		3,000
		KS1501.16.11	80x14	100-100	K. DÜZ		1,700
Ref. No. :		Avrupa Kodu:					

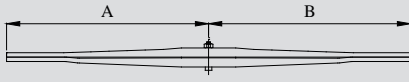


KS1501.19.00	DORSE MAKASI	Dikmen No	M (mm)	A-B (mm)	C (mm)	ØD (Øx Øxmm)	AĞIRLIK Weight(kg)
		KS1501.19.00	Komple Makas		51		105,000
		KS1501.19.01	100x14	580-580	K. DÜZ		12,700
		KS1501.19.02	100x14	580-580	K. DÜZ		12,700
		KS1501.19.03	100x14	580-605	K. KIVRIK		13,000
		KS1501.19.04	100x14	430-430	K. DÜZ		9,400
		KS1501.19.05	100x14	400-400	K. DÜZ		8,800
		KS1501.19.06	100x14	370-370	K. DÜZ		8,100
		KS1501.19.07	100x14	335-335	K. DÜZ		7,400
		KS1501.19.08	100x14	305-305	K. DÜZ		6,700
		KS1501.19.09	100x14	255-255	K. DÜZ		5,600
		KS1501.19.10	100x14	230-230	K. DÜZ		5,000
		KS1501.19.11	100x14	200-200	K. DÜZ		4,400
		KS1501.19.12	100x14	175-175	K. DÜZ		3,800
		KS1501.19.13	100x14	150-150	K. DÜZ		3,300
		KS1501.19.14	100x14	120-120	K. DÜZ	2,600	
Ref. No. :		Avrupa Kodu:					



KS1501.21.00	DORSE MAKASI	Dikmen No	M (mm)	A-B (mm)	C (mm)	ØD (Øx Øxmm)	AĞIRLIK Weight(kg)
		KS1501.21.00	Komple Makas		72		74,000
		KS1501.21.01	100x12	605-605	K. DÜZ		11,300
		KS1501.21.02	100x12	605-605	K. DÜZ		11,300
		KS1501.21.03	100x12	605-605	K. DÜZ		11,300
		KS1501.21.04	100x12	380-380	K. DÜZ		7,100
		KS1501.21.05	100x12	350-350	K. DÜZ		6,600
		KS1501.21.06	100x12	320-320	K. DÜZ		6,000
		KS1501.21.07	100x12	290-290	K. DÜZ		5,400
		KS1501.21.08	100x12	240-240	K. DÜZ		4,500
		KS1501.21.09	100x12	205-205	K. DÜZ		3,800
		KS1501.21.10	100x12	175-175	K. DÜZ		3,300
		KS1501.21.11	100x12	145-145	K. DÜZ	2,700	
Ref. No. :		Avrupa Kodu:					





A :Sağ Mesafe / Right Distance
 B :Sol Mesafe / Left Distance
 C :Kavis- Ticari Sınıf / Curve- Commercial Class
 D :Burç Ölçüleri / Bush Dimension
 M :Malzeme Ebatı / Material Dimension

KS1501.22.00	DORSE MAKASI	Dikmen No	M (mm)	A-B (mm)	C (mm)	ØD (Øx Øxmm)	AĞIRLIK Weight(kg)
		KS1501.22.00	Komple Makas		72		68,000
		KS1501.22.01	100x12	605-605	K. DÜZ		11,300
		KS1501.22.02	100x12	605-605	K. DÜZ		11,300
		KS1501.22.03	100x12	605-605	K. DÜZ		11,300
		KS1501.22.04	100x12	380-380	K. DÜZ		7,100
		KS1501.22.05	100x12	350-350	K. DÜZ		6,600
		KS1501.22.06	100x12	320-320	K. DÜZ		6,000
		KS1501.22.07	100x12	290-290	K. DÜZ		5,400
		KS1501.22.08	100x12	240-240	K. DÜZ		4,500
		KS1501.22.09	100x12	205-205	K. DÜZ		3,800
Ref. No. :		Avrupa Kodu:					

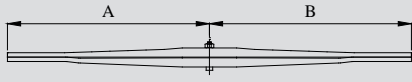


KS1501.24.00	DORSE MAKASI	Dikmen No	M (mm)	A-B (mm)	C (mm)	ØD (Øx Øxmm)	AĞIRLIK Weight(kg)
		KS1501.24.00	Komple Makas		55		73,500
		KS1501.24.01	100x10	620-620	K. DÜZ		9,670
		KS1501.24.02	100x10	620-620	K. DÜZ		9,670
		KS1501.24.03	100x10	655-655	K.KIVRIK		10,100
		KS1501.24.04	100x10	420-420	K. DÜZ		6,550
		KS1501.24.05	100x10	390-390	K. DÜZ		6,080
		KS1501.24.06	100x10	360-360	K. DÜZ		5,620
		KS1501.24.07	100x10	330-330	K. DÜZ		4,150
		KS1501.24.08	100x10	300-300	K. DÜZ		4,680
		KS1501.24.09	100x10	250-250	K. DÜZ		3,900
		KS1501.24.10	100x10	220-220	K. DÜZ		3,430
		KS1501.24.11	100x10	190-190	K. DÜZ		2,960
		KS1501.24.12	100x10	165-165	K. DÜZ		2,570
		KS1501.24.13	100x10	130-130	K. DÜZ		2,030
Ref. No. :		Avrupa Kodu:					



KS1501.39.00	DORSE MAKASI	Dikmen No	M (mm)	A-B (mm)	C (mm)	ØD (Øx Øxmm)	AĞIRLIK Weight(kg)
		KS1501.39.00	Komple Makas		72		78,000
		KS1501.39.01	100x12	590-590	K. DÜZ		11,000
		KS1501.39.02	100x12	590-590	K. DÜZ		11,000
		KS1501.39.03	100x12	590-620	K.KIVRIK		11,300
		KS1501.39.04	100x12	375-375	K. DÜZ		7,000
		KS1501.39.05	100x12	345-345	K. DÜZ		6,500
		KS1501.39.06	100x12	325-325	K. DÜZ		6,000
		KS1501.39.07	100x12	295-295	K. DÜZ		5,500
		KS1501.39.08	100x12	275-275	K. DÜZ		5,100
		KS1501.39.09	100x12	230-230	K. DÜZ		4,300
		KS1501.39.10	100x12	210-210	K. DÜZ		3,900
		KS1501.39.11	100x12	180-180	K. DÜZ		3,400
		KS1501.39.12	100x12	150-150	K. DÜZ		2,800
Ref. No. : 0508205030		Avrupa Kodu: 88072900					



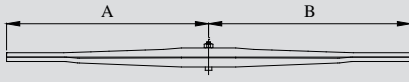


A :Sağ Mesafe / Right Distance
 B :Sol Mesafe / Left Distance
 C :Kavis- Ticari Sınıf / Curve- Commercial Class
 D :Burç Ölçüleri / Bush Dimension
 M :Malzeme Ebatı / Material Dimension

KS1501.80.00	DORSE MAKASI	Dikmen No	M (mm)	A-B (mm)	C (mm)	ØD (ØxØxmm)	AĞIRLIK Weight(kg)
		KS1501.80.00	Komple Makas		50		76,500
		KS1501.80.01	100x12	597-597	K. DÜZ		11,200
		KS1501.80.02	100x12	597-597	K. DÜZ		11,200
		KS1501.80.03	100x12	597-624	K.KIVRIK		11,540
		KS1501.80.04	100x12	417-417	K. DÜZ		7,850
		KS1501.80.05	100x12	377-377	K. DÜZ		7,100
		KS1501.80.06	100x12	338-338	K. DÜZ		6,350
		KS1501.80.07	100x12	298-298	K. DÜZ		5,600
		KS1501.80.08	100x12	261-261	K. DÜZ		4,880
		KS1501.80.09	100x12	215-215	K. DÜZ		4,050
		KS1501.80.10	100x12	180-180	K. DÜZ		3,390
		KS1501.80.11	100x12	140-140	K. DÜZ		2,640
Ref. No. : 0508204020		Avrupa Kodu: 88072100					

KS1502.91.00	DORSE MAKASI	Dikmen No	M (mm)	A-B (mm)	C (mm)	ØD (ØxØxmm)	AĞIRLIK Weight(kg)
		KS1502.91.00	Komple Makas		50		106,000
		KS1502.91.01	100x12	662-662	K. DÜZ		12,500
		KS1502.91.02	100x12	662-662	K. DÜZ		12,500
		KS1502.91.03	100x12	662-683	K.KIVRIK		12,700
		KS1502.91.04	100x12	500-500	K. DÜZ		9,400
		KS1502.91.05	100x12	465-465	K. DÜZ		8,800
		KS1502.91.06	100x12	430-430	K. DÜZ		8,100
		KS1502.91.07	100x12	395-395	K. DÜZ		7,400
		KS1502.91.08	100x12	360-360	K. DÜZ		6,800
		KS1502.91.09	100x12	325-325	K. DÜZ		6,100
		KS1502.91.10	100x12	290-290	K. DÜZ		5,500
		KS1502.91.11	100x12	240-240	K. DÜZ		4,500
		KS1502.91.12	100x12	210-210	K. DÜZ		4,000
		KS1502.91.13	100x12	180-180	K. DÜZ		3,400
		KS1502.91.14	100x12	140-140	K. DÜZ		2,600
Ref. No. : 0508205010		Avrupa Kodu: 88071500					

KS1503.16.00	DORSE MAKASI	Dikmen No	M (mm)	A-B (mm)	C (mm)	ØD (ØxØxmm)	AĞIRLIK Weight(kg)
		KS1503.16.00	Komple Makas		55		72,500
		KS1503.16.01	100x10	598-598	K. DÜZ		9,330
		KS1503.16.02	100x10	598-598	K. DÜZ		9,330
		KS1503.16.03	100x10	598-625	K.KIVRIK		9,500
		KS1503.16.04	100x10	420-420	K. DÜZ		6,550
		KS1503.16.05	100x10	390-390	K. DÜZ		6,100
		KS1503.16.06	100x10	360-360	K. DÜZ		5,600
		KS1503.16.07	100x10	330-330	K. DÜZ		5,200
		KS1503.16.08	100x10	300-300	K. DÜZ		4,700
		KS1503.16.09	100x10	270-270	K. DÜZ		4,200
		KS1503.16.10	100x10	220-220	K. DÜZ		3,400
		KS1503.16.11	100x10	195-195	K. DÜZ		3,000
		KS1503.16.12	100x10	170-170	K. DÜZ		2,600
		KS1503.16.13	100x10	145-145	K. DÜZ		2,300
Ref. No. : 0508203020		Avrupa Kodu: 88070800					



A :Sağ Mesafe / Right Distance
 B :Sol Mesafe / Left Distance
 C :Kavis- Ticari Sınıf / Curve- Commercial Class
 D :Burç Ölçüleri / Bush Dimension
 M :Malzeme Ebatı / Material Dimension

KS1501.10.00	REMORK MAKASI	Dikmen No	M (mm)	A-B (mm)	C (mm)	ØD (Øx Øxmm)	AĞIRLIK Weight(kg)
		KS1501.10.00	Komple Makas		110	"60xØ30 xØ24 "	26,000
		KS1501.10.01	60x10	400-450	K.BURÇLU		4,600
		KS1501.10.02	60x10	510-450	K.KIVRIK		4,200
		KS1501.10.03	60x8	335-335	K. DÜZ		2,500
		KS1501.10.04	60x8	305-305	K. DÜZ		2,300
		KS1501.10.05	60x8	275-275	K. DÜZ		2,100
		KS1501.10.06	60x8	250-250	K. DÜZ		1,900
		KS1501.10.07	60x8	225-225	K. DÜZ		1,700
		KS1501.10.08	60x8	200-200	K. DÜZ		1,500
		KS1501.10.09	60x8	190-190	K. DÜZ		1,400
		KS1501.10.10	60x8	140-140	K. DÜZ		1,050
		KS1501.10.11	60x8	120-120	K. DÜZ		0,900
		KS1501.10.12	60x8	100-100	K. DÜZ		0,750

Ref. No. :

Avrupa Kodu:

KS1502.05.00	REMORK MAKASI	Dikmen No	M (mm)	A-B (mm)	C (mm)	ØD (Øx Øxmm)	AĞIRLIK Weight(kg)
		KS1502.05.00	Komple Makas		110	"70xØ32 xØ26 "	36,500
		KS1502.05.01	70x10	513-575	K.BURÇLU		6,800
		KS1502.05.02	70x9	630-575	K.KIVRIK		5,950
		KS1502.05.03	70x9	495-495	K. DÜZ		4,650
		KS1502.05.04	70x9	430-430	K. DÜZ		4,150
		KS1502.05.05	70x9	375-375	K. DÜZ		3,600
		KS1502.05.06	70x9	310-310	K. DÜZ		3,050
		KS1502.05.07	70x9	255-255	K. DÜZ		2,500
		KS1502.05.08	70x9	190-190	K. DÜZ		1,900
		KS1502.05.09	70x9	160-160	K. DÜZ		1,550
		KS1502.05.10	70x9	130-130	K. DÜZ		1,250

Ref. No. : 106765

Avrupa Kodu: 23706300

KS1502.06.00	REMORK MAKASI	Dikmen No	M (mm)	A-B (mm)	C (mm)	ØD (Øx Øxmm)	AĞIRLIK Weight(kg)
		KS1502.06.00	Komple Makas		100	"59xØ28 xØ24"	15,700
		KS1502.06.01	60x8	418-467	K.BURÇLU		3,650
		KS1502.06.02	60x8	555-465	K.KIVRIK		3,500
		KS1502.06.03	60x8	360-360	K. DÜZ		2,650
		KS1502.06.04	60x8	300-300	K. DÜZ		2,200
		KS1502.06.05	60x7	240-240	K. DÜZ		1,500
		KS1502.06.06	60x7	180-180	K. DÜZ		1,150
		KS1502.06.07	60x7	120-120	K. DÜZ		0,800

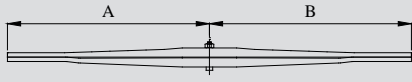
Ref. No. : 106106

Avrupa Kodu: 23701500

KS1502.86.00	REMORK MAKASI	Dikmen No	M (mm)	A-B (mm)	C (mm)	ØD (Øx Øxmm)	AĞIRLIK Weight(kg)
		KS1502.86.00	Komple Makas		30	"119xØ58 xØ50"	59,000
		KS1502.86.01	120x16	663-135	K.BURÇLU		15,000
		KS1502.86.02	120x16	925-135	K.KIVRIK		16,000
		KS1502.86.03	120x16	855-135	K. DÜZ		14,900
		KS1502.86.04	120x20	560-135	K. DÜZ		13,000

Ref. No. : 619230090002C

Avrupa Kodu: 69700000



A :Sağ Mesafe / Right Distance
 B :Sol Mesafe / Left Distance
 C :Kavis- Ticari Sınıf / Curve- Commercial Class
 D :Burç Ölçüleri / Bush Dimension
 M :Malzeme Ebatı / Material Dimension

PS1500.07.00	DORSE MAKASI	Dikmen No	M (mm)	A-B (mm)	C (mm)	ØD (Øx Øxmm)	AĞIRLIK Weight(kg)
		PS1500.07.00	Komple Makas		130		36,000
		PS1500.07.01	100x20	610-610	P. DÜZ		12,000
		PS1500.07.02	100x20	610-610	P. DÜZ		12,000
		PS1500.07.03	100x20	610-610	P. DÜZ		12,000

Ref. No. : 0508203360

Avrupa Kodu: 88032900

PS1500.65.00	DORSE MAKASI	Dikmen No	M (mm)	A-B (mm)	C (mm)	ØD (Øx Øxmm)	AĞIRLIK Weight(kg)
		PS1500.65.00	Komple Makas		83		37,000
		PS1500.65.01	100x19	595-595	P. DÜZ		12,000
		PS1500.65.02	100x19	595-595	P. DÜZ		12,000
		PS1500.65.03	100x19	630-630	P. KIVRIK		12,600

Ref. No. : 0508203100

Avrupa Kodu: 88030000

PS1500.73.00	REMORK MAKASI	Dikmen No	M (mm)	A-B (mm)	C (mm)	ØD (Øx Øxmm)	AĞIRLIK Weight(kg)
		PS1500.73.00	Komple Makas		130		40,400
		PS1500.73.01	76x22	610-610	P. DÜZ		10,100
		PS1500.73.02	76x22	610-610	P. DÜZ		10,100
		PS1500.73.03	76x22	610-610	P. DÜZ		10,100
		PS1500.73.04	76x22	610-610	P. DÜZ		10,100

Ref. No. :

Avrupa Kodu:

PS1500.83.00	REMORK MAKASI	Dikmen No	M (mm)	A-B (mm)	C (mm)	ØD (Øx Øxmm)	AĞIRLIK Weight(kg)
		PS1500.83.00	Komple Makas		88		31,900
		PS1500.83.01	76x26	515-515	P. DÜZ		10,500
		PS1500.83.02	76x26	515-515	P. DÜZ		10,500
		PS1500.83.03	76x26	515-560	P. KIVRIK		10,900

Ref. No. :

Avrupa Kodu:

PS1500.88.00	DORSE MAKASI	Dikmen No	M (mm)	A-B (mm)	C (mm)	ØD (Øx Øxmm)	AĞIRLIK Weight(kg)
		PS1500.88.00	Komple Makas		152		48,000
		PS1500.88.01	100x20	610-610	P. DÜZ		12,000
		PS1500.88.02	100x20	610-610	P. DÜZ		12,000
		PS1500.88.03	100x20	610-610	P. DÜZ		12,000
		PS1500.88.04	100x20	610-610	P. DÜZ		12,000

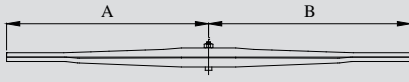
Ref. No. :

Avrupa Kodu:


PS1500.91.00	DORSE MAKASI	Dikmen No	M (mm)	A-B (mm)	C (mm)	ØD (Øx Øxmm)	AĞIRLIK Weight(kg)
		PS1500.91.00	Komple Makas		135		40,000
		PS1500.91.01	100x19	565-600	P. KIVRIK		12,500
		PS1500.91.02	100x19	565-565	P. DÜZ		11,800
		PS1500.91.03	100x25	565-600	P. KIVRIK		15,700

Ref. No. : 419071

Avrupa Kodu: 27083300




A :Sağ Mesafe / Right Distance
 B :Sol Mesafe / Left Distance
 C :Kavis- Ticari Sınıf / Curve- Commercial Class
 D :Burç Ölçüleri / Bush Dimension
 M :Malzeme Ebatı / Material Dimension

PS1501.05.00	DORSE MAKASI	Dikmen No	M (mm)	A-B (mm)	C (mm)	ØD (Øx Øxmm)	AĞIRLIK Weight(kg)
	PS1501.05.00	Komple Makas			90		30,200
	PS1501.05.01	100x19	510-510	P. DÜZ		10,200	
	PS1501.05.02	100x19	505-505	P. DÜZ		9,900	
	PS1501.05.03	100x19	505-505	P. DÜZ		9,900	


Ref. No. : 0508204121

Avrupa Kodu: 88032300

PS1501.11.00	DORSE MAKASI	Dikmen No	M (mm)	A-B (mm)	C (mm)	ØD (Øx Øxmm)	AĞIRLIK Weight(kg)
	PS1501.11.00	Komple Makas			125		47,000
	PS1501.11.01	100x21	605-650	P. KIVRIK		14,400	
	PS1501.11.02	100x21	605-605	P.DÜZ		13,600	
	PS1501.11.03	100x26	605-650	P. KIVRIK		17,200	


Ref. No. : 00429145

Avrupa Kodu:

PS1501.16.00	DORSE MAKASI	Dikmen No	M (mm)	A-B (mm)	C (mm)	ØD (Øx Øxmm)	AĞIRLIK Weight(kg)
	PS1501.16.00	Komple Makas			145		41,500
	PS1501.16.01	100x20	610-610	P. DÜZ		13,800	
	PS1501.16.02	100x20	610-610	P. DÜZ		13,800	
	PS1501.16.03	100x20	610-610	P. DÜZ		13,500	


Ref. No. :

Avrupa Kodu:

PS1501.23.00	DORSE MAKASI	Dikmen No	M (mm)	A-B (mm)	C (mm)	ØD (Øx Øxmm)	AĞIRLIK Weight(kg)
	PS1501.23.00	Komple Makas			137		41,000
	PS1501.23.01	75x25	614-614	P. DÜZ		12,600	
	PS1501.23.02	75x25	614-614	P. DÜZ		12,600	
	PS1501.23.03	75x25	640-640	P. KIVRIK		12,900	

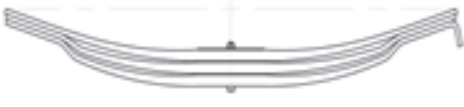
Ref. No. : 21204921

Avrupa Kodu: 88759700

PS1501.40.00	DORSE MAKASI	Dikmen No	M (mm)	A-B (mm)	C (mm)	ØD (Øx Øxmm)	AĞIRLIK Weight(kg)
	PS1501.40.00	Komple Makas			148		35,100
	PS1501.40.01	100x27	610-610	P. DÜZ		17,500	
	PS1501.40.02	100x27	610-610	P. DÜZ		17,500	

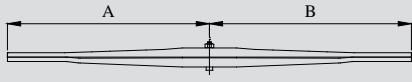
Ref. No. : 0508204080

Avrupa Kodu: 88030500

PS1501.46.00	REMORK MAKASI	Dikmen No	M (mm)	A-B (mm)	C (mm)	ØD (Øx Øxmm)	AĞIRLIK Weight(kg)
	PS1501.46.00	Komple Makas			80		33,000
	PS1501.46.01	75x23	605-605	P. DÜZ		10,800	
	PS1501.46.02	75x23	600-600	P. DÜZ		10,700	
	PS1501.46.03	75x23	600-640	P. KIVRIK		10,900	

Ref. No. :

Avrupa Kodu: 23750000



A :Sağ Mesafe / Right Distance
 B :Sol Mesafe / Left Distance
 C :Kavis- Ticari Sınıf / Curve- Commercial Class
 D :Burç Ölçüleri / Bush Dimension
 M :Malzeme Ebatı / Material Dimension

PS1501.47.00	REMORK MAKASI	Dikmen No	M (mm)	A-B (mm)	C (mm)	ØD (Øx Øxmm)	AĞIRLIK Weight(kg)
		PS1501.47.00	Komple Makas		155		36,000
		PS1501.47.01	75x25	605-605	P. DÜZ		11,700
		PS1501.47.02	75x25	605-605	P. DÜZ		11,700
		PS1501.47.03	75x25	645-645	P. KIVRIK		12,200

Ref. No. : 21214066

Avrupa Kodu: 88704000

PS1501.55.00	DORSE MAKASI	Dikmen No	M (mm)	A-B (mm)	C (mm)	ØD (Øx Øxmm)	AĞIRLIK Weight(kg)
		PS1501.55.00	Komple Makas		64		68,000
		PS1501.55.01	100x27	550-550	P. DÜZ		17,600
		PS1501.55.02	100x27	550-550	P. DÜZ		17,600
		PS1501.55.03	100x27	550-550	P. DÜZ		17,600
		PS1501.55.04	100x27	430-430	P. DÜZ		14,600

Ref. No. :

Avrupa Kodu:

PS1501.71.00	REMORK MAKASI	Dikmen No	M (mm)	A-B (mm)	C (mm)	ØD (Øx Øxmm)	AĞIRLIK Weight(kg)
		PS1501.71.00	Komple Makas		158/135		40,000
		PS1501.71.01	76x25,4	640-620	P. DÜZ		13,200
		PS1501.71.02	76x25,4	635-610	P. DÜZ		13,000
		PS1501.71.03	76x25,4	645-640	P. KIVRIK		13,450

Ref. No. :

Avrupa Kodu:

PS1501.85.00	DORSE MAKASI	Dikmen No	M (mm)	A-B (mm)	C (mm)	ØD (Øx Øxmm)	AĞIRLIK Weight(kg)
		PS1501.85.00	Komple Makas		120		36,000
		PS1501.85.01	90x21	570-570	P. DÜZ		12,500
		PS1501.85.02	90x21	575-575	P. DÜZ		11,000
		PS1501.85.03	90x21	575-610	P. KIVRIK		11,500

Ref. No. : 6504765S / 35856D

Avrupa Kodu: 09862700

PS1501.87.00	DORSE MAKASI	Dikmen No	M (mm)	A-B (mm)	C (mm)	ØD (Øx Øxmm)	AĞIRLIK Weight(kg)
		PS1501.87.00	Komple Makas		110		67,500
		PS1501.87.01	90x33	750-750	P. DÜZ		22,300
		PS1501.87.02	90x33	750-750	P. DÜZ		22,300
		PS1501.87.03	90x33	750-750	P. DÜZ		22,300

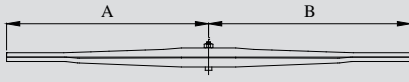
Ref. No. :

Avrupa Kodu: 50580000

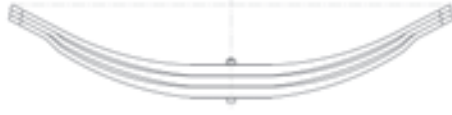
PS1501.97.00	DORSE MAKASI	Dikmen No	M (mm)	A-B (mm)	C (mm)	ØD (Øx Øxmm)	AĞIRLIK Weight(kg)
		PS1501.97.00	Komple Makas		130		64,000
		PS1501.97.01	100x25	610-610	P. DÜZ		15,600
		PS1501.97.02	100x25	610-610	P. DÜZ		15,600
		PS1501.97.03	100x25	610-610	P. DÜZ		15,600
		PS1501.97.04	100x25	610-610	P. DÜZ		15,600

Ref. No. :

Avrupa Kodu:




A :Sağ Mesafe / Right Distance
 B :Sol Mesafe / Left Distance
 C :Kavis- Ticari Sınıf / Curve- Commercial Class
 D :Burç Ölçüleri / Bush Dimension
 M :Malzeme Ebatı / Material Dimension

PS1502.59.00	DORSE MAKASI	Dikmen No	M (mm)	A-B (mm)	C (mm)	ØD (Øx Øxmm)	AĞIRLIK Weight(kg)
		PS1502.59.00	Komple Makas		160		52,800
		PS1502.59.01	100x28	620-620	P. DÜZ		17,600
		PS1502.59.02	100x28	620-620	P. DÜZ		17,600
		PS1502.59.03	100x28	620-620	P. DÜZ		17,600


Ref. No. :

Avrupa Kodu:

PS1502.71.00	DORSE MAKASI	Dikmen No	M (mm)	A-B (mm)	C (mm)	ØD (Øx Øxmm)	AĞIRLIK Weight(kg)
		PS1502.71.00	Komple Makas		85		40,500
		PS1502.71.01	100x20	580-580	P. DÜZ		12,300
		PS1502.71.02	100x20	593-603	P. KIVRIK		12,500
		PS1502.71.03	100x20	365-365	P. DÜZ		8,900
		PS1502.71.04	100x20	230-230	P. DÜZ		5,800


Ref. No. :

Avrupa Kodu:

PS1502.74.00	DORSE MAKASI	Dikmen No	M (mm)	A-B (mm)	C (mm)	ØD (Øx Øxmm)	AĞIRLIK Weight(kg)
		PS1502.74.00	Komple Makas		100		34,000
		PS1502.74.01	90x20	570-570	P. DÜZ		12,200
		PS1502.74.02	90x20	570-570	P. DÜZ		10,500
		PS1502.74.03	90x20	570-610	P. KIVRIK		10,800


Ref. No. :

Avrupa Kodu:

PS1503.07.00	DORSE MAKASI	Dikmen No	M (mm)	A-B (mm)	C (mm)	ØD (Øx Øxmm)	AĞIRLIK Weight(kg)
		PS1503.07.00	Komple Makas		60		22,000
		PS1503.07.01	80x24	535-535	P. DÜZ		11,000
		PS1503.07.02	80x24	535-535	P. DÜZ		11,000


Ref. No. :

Avrupa Kodu: 25860100

PS1500.59.00	REMORK MAKASI	Dikmen No	M (mm)	A-B (mm)	C (mm)	ØD (Øx Øxmm)	AĞIRLIK Weight(kg)
		PS1500.59.00	Komple Makas		115		18,700
		PS1500.59.01	75x43	610-610	P. KIVRIK		18,700

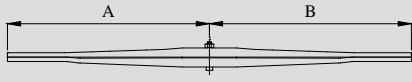
Ref. No. :

Avrupa Kodu:

PS1500.82.00	REMORK MAKASI	Dikmen No	M (mm)	A-B (mm)	C (mm)	ØD (Øx Øxmm)	AĞIRLIK Weight(kg)
		PS1500.82.00	Komple Makas		117		20,800
		PS1500.82.01	75x43	640-640	P. KIVRIK		20,800

Ref. No. :

Avrupa Kodu:



A :Sağ Mesafe / Right Distance
 B :Sol Mesafe / Left Distance
 C :Kavis- Ticari Sınıf / Curve- Commercial Class
 D :Burç Ölçüleri / Bush Dimension
 M :Malzeme Ebatı / Material Dimension

PS1501.68.00	REMORK MAKASI	Dikmen No	M (mm)	A-B (mm)	C (mm)	ØD (Øx Øxmm)	AĞIRLIK Weight(kg)
		PS1501.68.00	Komple Makas		117/92		20,400
		PS1501.68.01	76x43	645-638	P. KIVRIK		20,400
Ref. No. :		Avrupa Kodu:					

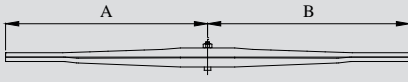
PS1501.69.00	REMORK MAKASI	Dikmen No	M (mm)	A-B (mm)	C (mm)	ØD (Øx Øxmm)	AĞIRLIK Weight(kg)
		PS1501.69.00	Komple Makas		115		19,600
		PS1501.69.01	75x43	600-630	P. KIVRIK		19,600
Ref. No. :		Avrupa Kodu:					

PS1500.36.00	DORSE MAKASI	Dikmen No	M (mm)	A-B (mm)	C (mm)	ØD (Øx Øxmm)	AĞIRLIK Weight(kg)
		PS1500.36.00	Komple Makas		130	100xØ36x30	54,000
		PS1500.36.01	100x20	610-610	P. BURÇLU		14,200
		PS1500.36.02	100x20	800-610	P. KIVRIK		14,000
		PS1500.36.03	100x20	620-610	P. DÜZ		12,600
		PS1500.36.04	100x20	620-610	P. DÜZ		12,600
Ref. No. :		Avrupa Kodu:					

PS1500.38.00	DORSE MAKASI	Dikmen No	M (mm)	A-B (mm)	C (mm)	ØD (Øx Øxmm)	AĞIRLIK Weight(kg)
		PS1500.38.00	Komple Makas		68 / 115	"100xØ36 xØ30"	38,000
		PS1500.38.01	100x30	469-605	P. BURÇLU		18,600
		PS1500.38.02	100x30	675-605	P. KIVRIK		19,300
Ref. No. :		Avrupa Kodu:					

PS1500.39.00	REMORK MAKASI	Dikmen No	M (mm)	A-B (mm)	C (mm)	ØD (Øx Øxmm)	AĞIRLIK Weight(kg)
		PS1500.39.00	Komple Makas		70/100	"80xØ36 xØ30"	17,000
		PS1500.39.01	80x20	357-450	P. BURÇLU		8,350
		PS1500.39.02	80x20	360-450	P. KIVRIK		7,750
Ref. No. :		Avrupa Kodu:					

PS1500.44.00	DORSE MAKASI	Dikmen No	M (mm)	A-B (mm)	C (mm)	ØD (Øx Øxmm)	AĞIRLIK Weight(kg)
		PS1500.44.00	Komple Makas		128	99xØ36xØ30	40,000
		PS1500.44.01	100x27	577-650	P. BURÇLU		19,500
		PS1500.44.02	100x27	784-650	P. KIVRIK		19,800
Ref. No. :		Avrupa Kodu: 23728100					



A :Sağ Mesafe / Right Distance
 B :Sol Mesafe / Left Distance
 C :Kavis- Ticari Sınıf / Curve- Commercial Class
 D :Burç Ölçüleri / Bush Dimension
 M :Malzeme Ebatı / Material Dimension

PS1501.04.00	REMORK MAKASI	Dikmen No	M (mm)	A-B (mm)	C (mm)	ØD (Øx Øxmm)	AĞIRLIK Weight(kg)
		PS1501.04.00	Komple Makas		60	"79-Ø34x Ø28,20"	22,000
		PS1501.04.01	80x23	460-510	P. BURÇLU		10,200
		PS1501.04.02	80x23	635-510	P. KIVRIK		10,800

Ref. No. : Avrupa Kodu:

PS1501.21.00	REMORK MAKASI	Dikmen No	M (mm)	A-B (mm)	C (mm)	ØD (Øx Øxmm)	AĞIRLIK Weight(kg)
		PS1501.21.00	Komple Makas		60	"83x52x Ø52xØ20"	18,300
		PS1501.21.01	80x20	387-440	P. BURÇLU		9,500
		PS1501.21.02	80x20	585-440	P. KIVRIK		8,300

Ref. No. : 949030 Avrupa Kodu: 27101900

PS1501.37.00	REMORK MAKASI	Dikmen No	M (mm)	A-B (mm)	C (mm)	ØD (Øx Øxmm)	AĞIRLIK Weight(kg)
		PS1501.37.00	Komple Makas		60	"Ø20xØ49 x83x 80"	17,000
		PS1501.37.01	80x18	385-440	P. BURÇLU		8,000
		PS1501.37.02	80x18	580-440	P. KIVRIK		7,800

Ref. No. : 949027 Avrupa Kodu: 27101800

PS1501.45.00	REMORK MAKASI	Dikmen No	M (mm)	A-B (mm)	C (mm)	ØD (Øx Øxmm)	AĞIRLIK Weight(kg)
		PS1501.45.00	Komple Makas		50	"70xØ32x Ø26,20"	15,800
		PS1501.45.01	70x14	410-470	P. BURÇLU		5,400
		PS1501.45.02	70x14	540-465	P. KIVRIK		5,000
		PS1501.45.03	70x14	430-460	P. DÜZ		4,500

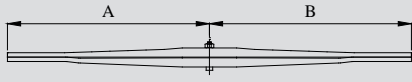
Ref. No. : 168716 Avrupa Kodu: 25360200

PS1501.48.00	REMORK MAKASI	Dikmen No	M (mm)	A-B (mm)	C (mm)	ØD (Øx Øxmm)	AĞIRLIK Weight(kg)
		PS1501.48.00	Komple Makas		38-62	"70xØ32x Ø26,20"	23,000
		PS1501.48.01	70x21	383-485	P. BURÇLU		7,700
		PS1501.48.02	70x21	505-485	P. KIVRIK		7,500
		PS1501.48.03	70x21	400-485	P. DÜZ		7,000

Ref. No. : 0508250380 Avrupa Kodu: 25863900

PS1501.50.00	REMORK MAKASI	Dikmen No	M (mm)	A-B (mm)	C (mm)	ØD (Øx Øxmm)	AĞIRLIK Weight(kg)
		PS1501.50.00	Komple Makas		77-118	"80xØ36x Ø30,10"	23,000
		PS1501.50.01	80x25	460-535	P. BURÇLU		11,600
		PS1501.50.02	80x25	465-535	P. KIVRIK		10,700

Ref. No. : Avrupa Kodu:



A :Sağ Mesafe / Right Distance
 B :Sol Mesafe / Left Distance
 C :Kavis- Ticari Sınıf / Curve- Commercial Class
 D :Burç Ölçüleri / Bush Dimension
 M :Malzeme Ebatı / Material Dimension

PS1501.61.00	REMORK MAKASI	Dikmen No	M (mm)	A-B (mm)	C (mm)	ØD (Øx Øxmm)	AĞIRLIK Weight(kg)
		PS1501.61.00	Komple Makas		95	70xØ32xØ25	24,500
		PS1501.61.01	70x18	515-535	P. BURÇLU		7,850
		PS1501.61.02	70x18	655-535	P. KIVRIK		7,870
		PS1501.61.03	70x18	540-535	P. DÜZ		7,360

Ref. No. :

Avrupa Kodu:

PS1501.63.00	REMORK MAKASI	Dikmen No	M (mm)	A-B (mm)	C (mm)	ØD (Øx Øxmm)	AĞIRLIK Weight(kg)
		PS1501.63.00	Komple Makas		95	69xØ32xØ26	24,000
		PS1501.63.01	70x18	512-555	P. BURÇLU		8,250
		PS1501.63.02	70x18	640-555	P. KIVRIK		8,000
		PS1501.63.03	70x18	535-550	P. DÜZ		7,400

Ref. No. : 171131

Avrupa Kodu: 25360600

PS1501.64.00	DORSE MAKASI	Dikmen No	M (mm)	A-B (mm)	C (mm)	ØD (Øx Øxmm)	AĞIRLIK Weight(kg)
		PS1501.64.00	Komple Makas		120/110	"100xØ36x Ø30"	26,000
		PS1501.64.01	100x23	430-495	P. BURÇLU		12,750
		PS1501.64.02	100x23	580-490	P. KIVRIK		12,750

Ref. No. :

Avrupa Kodu: 25360500

PS1501.72.00	REMORK MAKASI	Dikmen No	M (mm)	A-B (mm)	C (mm)	ØD (Øx Øxmm)	AĞIRLIK Weight(kg)
		PS1501.72.00	Komple Makas		60	"83x52x Ø52xØ20"	18,300
		PS1501.72.01	80x20	387-440	P. BURÇLU		9,500
		PS1501.72.02	80x20	585-440	P. KIVRIK		8,300

Ref. No. :

Avrupa Kodu: 27801900

PS1501.76.00	REMORK MAKASI	Dikmen No	M (mm)	A-B (mm)	C (mm)	ØD (Øx Øxmm)	AĞIRLIK Weight(kg)
		PS1501.76.00	Komple Makas		175	"95x68x Ø53xØ20"	43,500
		PS1501.76.01	80x31	819-715	P. BURÇLU		22,800
		PS1501.76.02	80x31	1060-715	P. KIVRIK		20,500

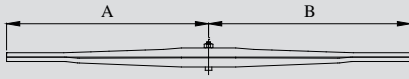
Ref. No. :

Avrupa Kodu:


PS1501.82.00	REMORK MAKASI	Dikmen No	M (mm)	A-B (mm)	C (mm)	ØD (Øx Øxmm)	AĞIRLIK Weight(kg)
		PS1501.82.00	Komple Makas		60	"83x52x Ø52xØ20"	29,000
		PS1501.82.01	80x26	518-580	P. BURÇLU		14,400
		PS1501.82.02	80x26	735-570	P. KIVRIK		14,500

Ref. No. : 949044

Avrupa Kodu: 27102200

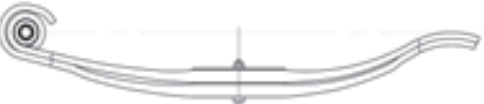


A :Sağ Mesafe / Right Distance
 B :Sol Mesafe / Left Distance
 C :Kavis- Ticari Sınıf / Curve- Commercial Class
 D :Burç Ölçüleri / Bush Dimension
 M :Malzeme Ebatı / Material Dimension

PS1501.94.00	REMORK MAKASI	Dikmen No	M (mm)	A-B (mm)	C (mm)	ØD (ØxØxmm)	AĞIRLIK Weight(kg)
	PS1501.94.00	Komple Makas		63	"60xØ25 xØ20"	8,800	
	PS1501.94.01	60x13	300-300	P. BURÇLU	3,200		
	PS1501.94.02	60x13	360-360	P. KIVRIK	2,900		
	PS1501.94.03	60x13	310-310	P. DÜZ	2,650		


Ref. No. : 09012200

Avrupa Kodu: 23746100

PS1502.05.00	REMORK MAKASI	Dikmen No	M (mm)	A-B (mm)	C (mm)	ØD (ØxØxmm)	AĞIRLIK Weight(kg)
	PS1502.05.00	Komple Makas		66	"83x52x Ø52xØ20"	21,000	
	PS1502.05.01	80x23	427-480	P. BURÇLU	10,800		
	PS1502.05.02	80x23	645-480	P. KIVRIK	10,100		


Ref. No. : 5020772

Avrupa Kodu: 27910100

PS1502.08.00	REMORK MAKASI	Dikmen No	M (mm)	A-B (mm)	C (mm)	ØD (ØxØxmm)	AĞIRLIK Weight(kg)
	PS1502.08.00	Komple Makas		60	"82x79x Ø56xØ30"	32,000	
	PS1502.08.01	80x30	518-580	P. BURÇLU	16,500		
	PS1502.08.02	80x30	748-580	P. KIVRIK	15,500		

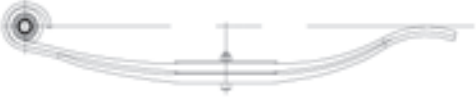
Ref. No. :

Avrupa Kodu:

PS1502.14.00	REMORK MAKASI	Dikmen No	M (mm)	A-B (mm)	C (mm)	ØD (ØxØxmm)	AĞIRLIK Weight(kg)
	PS1502.14.00	Komple Makas		60	Ø20,10 x Ø53xØ2x52	13,000	
	PS1502.14.01	80x15	385-440	P.BURÇLU	6,850		
	PS1502.14.02	80x15	570-440	P.KIVRIK	6,100		


Ref. No. : 949023

Avrupa Kodu: 27101600

PS1502.15.00	REMORK MAKASI	Dikmen No	M (mm)	A-B (mm)	C (mm)	ØD (ØxØxmm)	AĞIRLIK Weight(kg)
	PS1502.15.00	Komple Makas		60	Ø20,10 x Ø53xØ2x52	13,850	
	PS1502.15.01	80x16	385-440	P.BURÇLU	7,350		
	PS1502.15.02	80x16	575-440	P.KIVRIK	6,500		

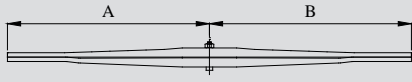
Ref. No. : 949024

Avrupa Kodu: 27101700

PS1502.31.00	REMORK MAKASI	Dikmen No	M (mm)	A-B (mm)	C (mm)	ØD (ØxØxmm)	AĞIRLIK Weight(kg)
	PS1502.31.00	Komple Makas		120	"80xØ33x Ø28,20 "	42,000	
	PS1502.31.01	80x25	562-660	P. BURÇLU	13,900		
	PS1502.31.02	80x25	735-660	P.KIVRIK	14,100		
	PS1502.31.03	80x25	570-660	P.DÜZ	13,000		

Ref. No. : H409

Avrupa Kodu: 23350000



A :Sağ Mesafe / Right Distance
 B :Sol Mesafe / Left Distance
 C :Kavis- Ticari Sınıf / Curve- Commercial Class
 D :Burç Ölçüleri / Bush Dimension
 M :Malzeme Ebatı / Material Dimension

PS1502.42.00	REMORK MAKASI	Dikmen No	M (mm)	A-B (mm)	C (mm)	ØD (Øx Øxmm)	AĞIRLIK Weight(kg)
		PS1502.42.00	Komple Makas		70 / 100	80xØ36xØ30	26,000
		PS1502.42.01	80x20	460-535	P. BURÇLU		9,200
		PS1502.42.02	80x20	631-535	P. KIVRIK		8,700
		PS1502.42.03	80x20	470-535	P. DÜZ		7,800

Ref. No. :

Avrupa Kodu:

PS1502.49.00	DORSE MAKASI	Dikmen No	M (mm)	A-B (mm)	C (mm)	ØD (Øx Øxmm)	AĞIRLIK Weight(kg)
		PS1502.49.00	Komple Makas		128		57,500
		PS1502.49.01	100x27	574-640	P. BURÇLU		27,400
		PS1502.49.02	100x27	810-640	P. KIVRIK		19,900
		PS1502.49.03	100x27	585-640	P. DÜZ		16,800

Ref. No. :

Avrupa Kodu: 442670

PS1502.68.00	DORSE MAKASI	Dikmen No	M (mm)	A-B (mm)	C (mm)	ØD (Øx Øxmm)	AĞIRLIK Weight(kg)
		PS1502.68.00	Komple Makas		120	"99xØ40,10x Ø30.20"	43,000
		PS1502.68.01	100x23	495-510	P. BURÇLU		14,400
		PS1502.68.02	100x23	700-510	P. KIVRIK		15,000
		PS1502.68.03	100x23	520-510	P. DÜZ		13,400

Ref. No. :

Avrupa Kodu:

PS1502.72.00	REMORK MAKASI	Dikmen No	M (mm)	A-B (mm)	C (mm)	ØD (Øx Øxmm)	AĞIRLIK Weight(kg)
		PS1502.72.00	Komple Makas		60	"83x52x Ø52xØ20"	23,100
		PS1502.72.01	80x24	385-440	P. BURÇLU		11,850
		PS1502.72.02	80x24	615-440	P. KIVRIK		10,700

Ref. No. :

Avrupa Kodu: 27101972

PS1502.73.00	REMORK MAKASI	Dikmen No	M (mm)	A-B (mm)	C (mm)	ØD (Øx Øxmm)	AĞIRLIK Weight(kg)
		PS1502.73.00	Komple Makas		70/100	"80xØ36 xØ30,20"	34,500
		PS1502.73.01	80x25	458-535	P. BURÇLU		11,600
		PS1502.73.02	80x25	640-535	P. KIVRIK		11,500
		PS1502.73.03	80x25	470-535	P. DÜZ		10,300

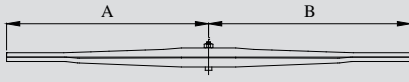
Ref. No. :

Avrupa Kodu:

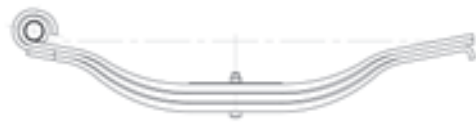
PS1502.76.00	DORSE MAKASI	Dikmen No	M (mm)	A-B (mm)	C (mm)	ØD (Øx Øxmm)	AĞIRLIK Weight(kg)
		PS1502.76.00	Komple Makas		95	"100xØ48 XØ40,50 "	54,000
		PS1502.76.01	100x20	500-590	P. BURÇLU		13,700
		PS1502.76.02	100x20	710-590	P. KIVRIK		14,000
		PS1502.76.03	100x20	515-590	P. DÜZ		12,400
		PS1502.76.04	100x20	515-605	P. KIVRIK		12,500

Ref. No. : 2003045

Avrupa Kodu: 24638400




A :Sağ Mesafe / Right Distance
 B :Sol Mesafe / Left Distance
 C :Kavis- Ticari Sınıf / Curve- Commercial Class
 D :Burç Ölçüleri / Bush Dimension
 M :Malzeme Ebatı / Material Dimension

PS1502.77.00	DORSE MAKASI	Dikmen No	M (mm)	A-B (mm)	C (mm)	ØD (Øx Øxmm)	AĞIRLIK Weight(kg)
	PS1502.77.00	Komple Makas		95	"100xØ48 XØ40,50 "	41,500	
	PS1502.77.01	100x20	500-590	P. BURÇLU	13,700		
	PS1502.77.02	100x20	710-590	P. KIVRIK	14,000		
	PS1502.77.03	100x20	515-605	P. KIVRIK	12,500		
	PS1502.76.04	100x20	515-605	P. KIVRIK	12,500		

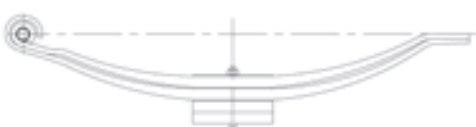
Ref. No. :

Avrupa Kodu: 2003051

PS1502.80.00	REMORK MAKASI	Dikmen No	M (mm)	A-B (mm)	C (mm)	ØD (Øx Øxmm)	AĞIRLIK Weight(kg)
	PS1502.80.00	Komple Makas		90	"70xØ30 xØ25"	18,400	
	PS1502.80.01	70x25	620-550	P. BURÇLU	10,200		
	PS1502.80.02	70x25	90-90	P. DÜZ	2,300		
	PS1502.80.03	70x25	90-90	P. DÜZ	2,300		
	PS1502.80.04	70x25	90-90	P. DÜZ	2,300		


Ref. No. :

Avrupa Kodu:

PS1502.81.00	REMORK MAKASI	Dikmen No	M (mm)	A-B (mm)	C (mm)	ØD (Øx Øxmm)	AĞIRLIK Weight(kg)
	PS1502.81.00	Komple Makas		90	"70xØ30 xØ25"	27,000	
	PS1502.81.01	70x25	620-550	P. BURÇLU	10,200		
	PS1502.81.02	70x25	675-550	P. KIVRIK	10,000		
	PS1502.81.03	70x25	90-90	P. DÜZ	2,300		
	PS1502.81.04	70x25	90-90	P. DÜZ	2,300		


Ref. No. :

Avrupa Kodu:

PS1502.82.00	REMORK MAKASI	Dikmen No	M (mm)	A-B (mm)	C (mm)	ØD (Øx Øxmm)	AĞIRLIK Weight(kg)
	PS1502.82.00	Komple Makas		90	"70xØ30 xØ25"	34,500	
	PS1502.82.01	70x25	620-550	P. BURÇLU	10,200		
	PS1502.82.02	70x25	675-550	P. KIVRIK	10,000		
	PS1502.82.03	70x25	500-550	P. DÜZ	9,200		
	PS1502.82.04	70x25	90-90	P. DÜZ	2,300		


Ref. No. :

Avrupa Kodu:

PS1503.35.00	REMORK MAKASI	Dikmen No	M (mm)	A-B (mm)	C (mm)	ØD (Øx Øxmm)	AĞIRLIK Weight(kg)
	PS1503.35.00	Komple Makas		45	"Ø24xØ50 x101"	34,500	
	PS1503.35.01	100x25	485-600	P. BURÇLU	17,500		
	PS1503.35.02	100x25	715-580	P. KIVRIK	16,500		

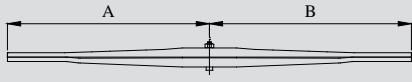
Ref. No. :

Avrupa Kodu: 25262200

PS1503.36.00	REMORK MAKASI	Dikmen No	M (mm)	A-B (mm)	C (mm)	ØD (Øx Øxmm)	AĞIRLIK Weight(kg)
	PS1503.36.00	Komple Makas		60	"Ø40xØ16 x75"	12,500	
	PS1503.36.01	70x14	337-337	P. BURÇLU	6,400		
	PS1503.36.02	70x14	485-485	P. KIVRIK	5,500		

Ref. No. :

Avrupa Kodu: 25362000



A :Sağ Mesafe / Right Distance
 B :Sol Mesafe / Left Distance
 C :Kavis- Ticari Sınıf / Curve- Commercial Class
 D :Burç Ölçüleri / Bush Dimension
 M :Malzeme Ebatı / Material Dimension

PS1503.38.00	REMORK MAKASI	Dikmen No	M (mm)	A-B (mm)	C (mm)	ØD (Øx Øxmm)	AĞIRLIK Weight(kg)
		PS1503.38.00	Komple Makas		60	"Ø34xØ16 x66"	15,500
		PS1503.38.01	60x18	460-460	P. BURÇLU		8,250
		PS1503.38.02	60x18	625-625	P. KIVRIK		7,200

Ref. No. :

Avrupa Kodu: 25362100

PS1500.98.00	REMORK MAKASI	Dikmen No	M (mm)	A-B (mm)	C (mm)	ØD (Øx Øxmm)	AĞIRLIK Weight(kg)
		PS1500.98.00	Komple Makas		90	"101xØ50 xØ24,10"	56,200
		PS1500.98.01	100x23	615-700	P. BURÇLU		18,700
		PS1500.98.02	100x23	720-700	P. KIVRIK		17,200
		PS1500.98.03	100x23	570-570	P. DÜZ		14,500

Ref. No. :

Avrupa Kodu: 79060400

PS1501.09.00	GİGANT MAKASI	Dikmen No	M (mm)	A-B (mm)	C (mm)	ØD (Øx Øxmm)	AĞIRLIK Weight(kg)
		PS1501.09.00	Komple Makas		95	"101xØ50 xØ24,10"	69,800
		PS1501.09.01	100x22	615-700	P. BURÇLU		18,600
		PS1501.09.02	100x22	720-700	P. KIVRIK		18,000
		PS1501.09.03	100x22	570-570	P.DÜZ		15,200
		PS1501.09.04	100x22	570-570	P.DÜZ		15,200

Ref. No. :

Avrupa Kodu: 79065200

PS1501.10.00	GİGANT MAKASI	Dikmen No	M (mm)	A-B (mm)	C (mm)	ØD (Øx Øxmm)	AĞIRLIK Weight(kg)
		PS1501.10.00	Komple Makas		80	"101xØ50 xØ24,10"	58,800
		PS1501.10.01	100x24	615-700	P. BURÇLU		19,400
		PS1501.10.02	100x24	720-700	P. KIVRIK		18,700
		PS1501.10.03	100x24	570-570	P.DÜZ		15,700

Ref. No. :

Avrupa Kodu: 79060500

PS1501.17.00	GİGANT MAKASI	Dikmen No	M (mm)	A-B (mm)	C (mm)	ØD (Øx Øxmm)	AĞIRLIK Weight(kg)
		PS1501.17.00	Komple Makas		96	"102xØ57 xØ30"	45,800
		PS1501.17.01	100x21	510-610	P. BURÇLU		15,500
		PS1501.17.02	100x21	760-610	P. KIVRIK		16,300
		PS1501.17.03	100x21	530-610	P.DÜZ		13,000

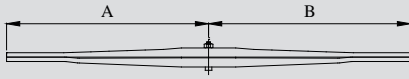
Ref. No. :

Avrupa Kodu: 46184800


PS1501.39.00	GİGANT MAKASI	Dikmen No	M (mm)	A-B (mm)	C (mm)	ØD (Øx Øxmm)	AĞIRLIK Weight(kg)
		PS1501.39.00	Komple Makas		86	"Ø24xØ50 x101"	73,800
		PS1501.39.01	100x25	604-701	P. BURÇLU		21,000
		PS1501.39.02	100x25	710-701	P. KIVRIK		18,600
		PS1501.39.03	100x25	570-570	P. DÜZ		15,700
		PS1501.39.04	100x25	570-570	P. DÜZ		15,700

Ref. No. :

Avrupa Kodu: 79060700




A :Sağ Mesafe / Right Distance
 B :Sol Mesafe / Left Distance
 C :Kavis- Ticari Sınıf / Curve- Commercial Class
 D :Burç Ölçüleri / Bush Dimension
 M :Malzeme Ebatı / Material Dimension

PS1502.10.00	GİGANT MAKASI	Dikmen No	M (mm)	A-B (mm)	C (mm)	ØD (Øx Øxmm)	AĞIRLIK Weight(kg)
	PS1502.10.00	Komple Makas			107/145	100xØ36 xØ30	51,000
	PS1502.10.01	100x24	565-655	P. BURÇLU			17,400
	PS1502.10.02	100x24	665-555	P. KIVRIK			16,400
	PS1502.10.03	100x24	515-525	P. DÜZ			14,000

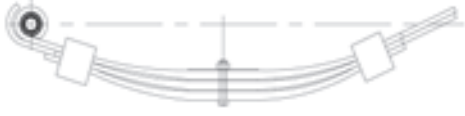
Ref. No. :


Avrupa Kodu: 5012647

PS1502.51.00	GİGANT MAKASI	Dikmen No	M (mm)	A-B (mm)	C (mm)	ØD (Øx Øxmm)	AĞIRLIK Weight(kg)
	PS1502.51.00	Komple Makas			90	"Ø30xØ59x 102x69"	55,000
	PS1502.51.01	100x23	615-700	P. BURÇLU			19,200
	PS1502.51.02	100x23	730-700	P. KIVRIK			18,000
	PS1502.51.03	100x23	570-570	P. DÜZ			15,000

Ref. No. : 919016

Avrupa Kodu: 27120600



PS1503.41.00	GİGANT MAKASI	Dikmen No	M (mm)	A-B (mm)	C (mm)	ØD (Øx Øxmm)	AĞIRLIK Weight(kg)
	PS1503.41.00	Komple Makas			75	"101xØ50 XØ24"	53,000
	PS1503.41.01	100x22	615-700	P. BURÇLU			18,000
	PS1503.41.02	100x22	720-700	P. KIVRIK			16,500
	PS1503.41.03	100x22	570-570	P. DÜZ			14,000

Ref. No. :

Avrupa Kodu: 79060300

PS1600.15.00	BTZ ARKA MAKAS	Dikmen No	M (mm)	A-B (mm)	C (mm)	ØD (Øx Øxmm)	AĞIRLIK Weight(kg)
	PS1600.15.00	Komple Makas			100	"100xØ36 XØ30"	51,000
	PS1600.15.01	100x22	569-569	P. BURÇLU			17,800
	PS1600.15.02	100x22	770-770	P. KIVRIK			18,600
	PS1600.15.03	100x22	580-580	P. DÜZ			14,500

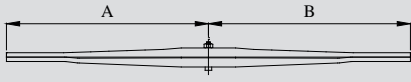
Ref. No. :

Avrupa Kodu: 23734400

PS1501.59.00	BTZ ARKA MAKAS	Dikmen No	M (mm)	A-B (mm)	C (mm)	ØD (Øx Øxmm)	AĞIRLIK Weight(kg)
	PS1501.59.00	Komple Makas			57		91,500
	PS1501.59.01	100x38	785-785	P. DÜZ			29,500
	PS1501.59.02	100x38	780-780	P. DÜZ			29,300
	PS1501.59.03	100x38	780-780	P. DÜZ			29,300
	PS1501.59.04	100x10	117,5-117,5	DÜZ			1,850

Ref. No. :

Avrupa Kodu: 65447900



A :Sağ Mesafe / Right Distance
 B :Sol Mesafe / Left Distance
 C :Kavis- Ticari Sınıf / Curve- Commercial Class
 D :Burç Ölçüleri / Bush Dimension
 M :Malzeme Ebatı / Material Dimension

PS1501.66.00	DORSE MAKASI	Dikmen No	M (mm)	A-B (mm)	C (mm)	ØD (ØxØxmm)	AĞIRLIK Weight(kg)
		PS1501.66.00	Komple Makas		93		67,000
		PS1501.66.01	100x38	765-765	P. DÜZ		32,700
		PS1501.66.02	100x38	765-765	P. DÜZ		32,700

Ref. No. :

Avrupa Kodu:

PS1501.67.00	DORSE MAKASI	Dikmen No	M (mm)	A-B (mm)	C (mm)	ØD (ØxØxmm)	AĞIRLIK Weight(kg)
		PS1501.67.00	Komple Makas		96		155,000
		PS1501.67.01	100x50	895-895	P. DÜZ		50,600
		PS1501.67.02	100x50	895-895	P. DÜZ		50,600
		PS1501.67.03	100x50	900-900	P. DÜZ		50,800

Ref. No. :

Avrupa Kodu:

PS1502.85.00	DORSE MAKASI	Dikmen No	M (mm)	A-B (mm)	C (mm)	ØD (ØxØxmm)	AĞIRLIK Weight(kg)
		PS1502.85.00	Komple Makas		81/70		164,500
		PS1502.85.01	100x48	1070-1020	P. DÜZ		54,200
		PS1502.85.02	100x48	1070-1020	P. DÜZ		54,200
		PS1502.85.03	100x48	1070-1020	P. DÜZ		54,200

Ref. No. :

Avrupa Kodu: 23350900



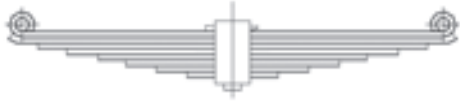
OTOMOTİV SANAYİ ve TİC. LTD. ŞTİ.


www.dikmenotomotiv.com.tr

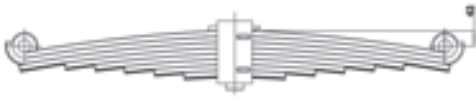
VAGON




A :Sağ Mesafe / Right Distance
 B :Sol Mesafe / Left Distance
 C :Kavis- Ticari Sınıf / Curve- Commercial Class
 D :Burç Ölçüleri / Bush Dimension
 M :Malzeme Ebatı / Material Dimension

KS2200.01.00	VAGON MAKAS	Dikmen No	M (mm)	A-B (mm)	C (mm)	ØD (Øx Øxmm)	AĞIRLIK Weight(kg)
	KS2200.01.00	Komple Makas			166	Ø36	-
	KS2200.01.01	120x16	600-600	K.KIVRIK	22,450		
	KS2200.01.02	120x16	638-638	K.KIVRIK	18,900		
	KS2200.01.03	120x16	555-555	K. DÜZ	16,400		
	KS2200.01.04	120x16	473-473	K. DÜZ	14,000		
	KS2200.01.05	120x16	391-391	K. DÜZ	11,600		
	KS2200.01.06	120x16	309-309	K. DÜZ	9,160		
	KS2200.01.07	120x16	227-227	K. DÜZ	6,700		
	KS2200.01.08	120x16	145-145	K. DÜZ	4,300		
Ref. No. : 95204020100		Avrupa Kodu:					

KS2200.02.00	VAGON MAKAS	Dikmen No	M (mm)	A-B (mm)	C (mm)	ØD (Øx Øxmm)	AĞIRLIK Weight(kg)
	KS2200.02.00	Komple Makas			222,8	Ø36	-
	KS2200.02.01	120x16	600-600	K.KIVRIK	22,450		
	KS2200.02.02	120x16	615-615	K.KIVRIK	18,450		
	KS2200.02.03	120x16	575-575	K. DÜZ	17,200		
	KS2200.02.04	120x16	535-535	K. DÜZ	16,000		
	KS2200.02.05	120x16	475-475	K. DÜZ	14,200		
	KS2200.02.06	120x16	375-375	K. DÜZ	11,200		
	KS2200.02.07	120x16	275-275	K. DÜZ	8,200		
	KS2200.02.08	120x16	175-175	K. DÜZ	5,200		
Ref. No. : IR040201		Avrupa Kodu:					

KS2200.03.00	VAGON MAKAS	Dikmen No	M (mm)	A-B (mm)	C (mm)	ØD (Øx Øxmm)	AĞIRLIK Weight(kg)
	KS2200.03.00	Komple Makas			-43	Ø36	-
	KS2200.03.01	120x16	600-600	K.KIVRIK	22,450		
	KS2200.03.02	120x16	680-680	K.KIVRIK	20,150		
	KS2200.03.03	120x16	615-615	K. DÜZ	18,200		
	KS2200.03.04	120x16	485-485	K. DÜZ	14,350		
	KS2200.03.05	120x16	400-400	K. DÜZ	11,800		
	KS2200.03.06	120x16	315-315	K. DÜZ	9,300		
	KS2200.03.07	120x16	230-230	K. DÜZ	6,800		
	KS2200.03.08	120x16	145-145	K. DÜZ	4,300		
Ref. No. :		Avrupa Kodu:					

KS2200.04.00	VAGON MAKAS	Dikmen No	M (mm)	A-B (mm)	C (mm)	ØD (Øx Øxmm)	AĞIRLIK Weight(kg)
	KS2200.04.00	Komple Makas			182	Ø36	138,000
	KS2200.04.01	120x16	700-700	K.KIVRIK	25,200		
	KS2200.04.02	120x16	738-738	K.KIVRIK	21,900		
	KS2200.04.03	120x16	655-655	K. DÜZ	19,400		
	KS2200.04.04	120x16	565-565	K. DÜZ	16,800		
	KS2200.04.05	120x16	475-475	K. DÜZ	14,000		
	KS2200.04.06	120x16	385-385	K. DÜZ	11,400		
	KS2200.04.07	120x16	295-295	K. DÜZ	8,700		
	KS2200.04.08	120x16	205-205	K. DÜZ	6,000		
KS2200.04.09	120x16	125-125	K. DÜZ	3,700			
Ref. No. :		Avrupa Kodu:					



A :Sağ Mesafe / Right Distance
 B :Sol Mesafe / Left Distance
 C :Kavis- Ticari Sınıf / Curve- Commercial Class
 D :Burç Ölçüleri / Bush Dimension
 M :Malzeme Ebatı / Material Dimension

KS2200.05.00	VAGON MAKAS	Dikmen No	M (mm)	A-B (mm)	C (mm)	ØD (Øx Øxmm)	AĞIRLIK Weight(kg)
		KS2200.05.00	Komple Makas		231	Ø36	140,000
		KS2200.05.01	120x16	700-700	K.KIVRIK		25,200
		KS2200.05.02	120x16	790-790	K.KIVRIK		23,400
		KS2200.05.03	120x16	655-655	K. DÜZ		19,400
		KS2200.05.04	120x16	565-565	K. DÜZ		16,700
		KS2200.05.05	120x16	475-475	K. DÜZ		14,000
		KS2200.05.06	120x16	385-385	K. DÜZ		11,400
		KS2200.05.07	120x16	295-295	K. DÜZ		8,700
		KS2200.05.08	120x16	205-205	K. DÜZ		6,000
		KS2200.05.09	120x16	125-125	K. DÜZ		3,700
Ref. No. :		Avrupa Kodu:					

KS2200.06.00	VAGON MAKAS	Dikmen No	M (mm)	A-B (mm)	C (mm)	ØD (Øx Øxmm)	AĞIRLIK Weight(kg)
		KS2200.06.00	Komple Makas		222	Ø36	128,000
		KS2200.06.01	120x16	700-700	K.KIVRIK		25,200
		KS2200.06.02	120x16	715-715	K. DÜZ		21,200
		KS2200.06.03	120x16	650-650	K. DÜZ		19,250
		KS2200.06.04	120x16	550-550	K. DÜZ		16,300
		KS2200.06.05	120x16	450-450	K. DÜZ		13,300
		KS2200.06.06	120x16	350-350	K. DÜZ		10,360
		KS2200.06.07	120x16	250-250	K. DÜZ		7,400
		KS2200.06.08	120x16	150-150	K. DÜZ		4,450
Ref. No. :	665020210049	Avrupa Kodu:					

KS2200.08.00	VAGON MAKAS	Dikmen No	M (mm)	A-B (mm)	C (mm)	ØD (Øx Øxmm)	AĞIRLIK Weight(kg)
		KS2200.08.00	Komple Makas		80	Ø57	130,000
		KS2200.08.01	120x16	460-460	K.KIVRIK		19,900
		KS2200.08.02	120x16	695-695	K.KIVRIK		21,400
		KS2200.08.03	120x16	475-475	K. DÜZ		14,200
		KS2200.08.04	120x16	435-435	K. DÜZ		13,000
		KS2200.08.05	120x16	395-395	K. DÜZ		11,850
		KS2200.08.06	120x16	355-355	K. DÜZ		10,650
		KS2200.08.07	120x16	315-315	K. DÜZ		9,450
		KS2200.08.08	120x16	275-275	K. DÜZ		8,200
		KS2200.08.09	120x16	235-235	K. DÜZ		7,000
		KS2200.08.10	120x16	195-195	K. DÜZ		5,850
		KS2200.08.11	120x16	155-155	K. DÜZ		4,650
		KS2200.08.12	120x16	115-115	K. DÜZ		3,400
Ref. No. :		Avrupa Kodu:					

KS2200.09.00	VAGON MAKAS	Dikmen No	M (mm)	A-B (mm)	C (mm)	ØD (Øx Øxmm)	AĞIRLIK Weight(kg)
		KS2200.09.00	Komple Makas		55	Ø47	79,900
		KS2200.09.01	120x16	398-398	K. KIVRIK		16,800
		KS2200.09.02	120x16	480-480	K. KIVRIK		14,400
		KS2200.09.03	120x16	415-415	K. DÜZ		12,300
		KS2200.09.04	120x16	358-358	K. DÜZ		10,700
		KS2200.09.05	120x16	300-300	K. DÜZ		9,000
		KS2200.09.06	120x16	243-243	K. DÜZ		7,300
		KS2200.09.07	120x16	185-185	K. DÜZ		5,600
		KS2200.09.08	120x16	128-128	K. DÜZ		3,800
Ref. No. :		Avrupa Kodu:					



A :Sağ Mesafe / Right Distance
 B :Sol Mesafe / Left Distance
 C :Kavis- Ticari Sınıf / Curve- Commercial Class
 D :Burç Ölçüleri / Bush Dimension
 M :Malzeme Ebatı / Material Dimension

KS2200.10.00	VAGON MAKAS	Dikmen No	M (mm)	A-B (mm)	C (mm)	ØD (Øx Øxmm)	AĞIRLIK Weight(kg)
		KS2200.10.00	Komple Makas		60		102,000
		KS2200.10.01	100x13	583-583	K. DÜZ		11,850
		KS2200.10.02	100x13	583-583	K. DÜZ		11,850
		KS2200.10.03	100x13	583-583	K. DÜZ		11,850
		KS2200.10.04	100x13	583-583	K. DÜZ		11,850
		KS2200.10.05	100x13	450-450	K. DÜZ		9,150
		KS2200.10.06	100x13	413-413	K. DÜZ		8,400
		KS2200.10.07	100x13	387-387	K. DÜZ		7,870
		KS2200.10.08	100x13	352-352	K. DÜZ		7,160
		KS2200.10.09	100x13	315-315	K. DÜZ		6,400
		KS2200.10.10	100x13	261-261	K. DÜZ		5,350
		KS2200.10.11	100x13	214-214	K. DÜZ		4,350
		KS2200.10.12	100x13	178-178	K. DÜZ		3,620
		KS2200.10.13	100x13	113-113	K. DÜZ		2,320

Ref. No. :

Avrupa Kodu:

KS2200.11.00	VAGON MAKAS	Dikmen No	M (mm)	A-B (mm)	C (mm)	ØD (Øx Øxmm)	AĞIRLIK Weight(kg)
		KS2200.11.00	Komple Makas		50		186,000
		KS2200.11.01	120x16	765-765	K.KIVRIK	Ø36	22,400
		KS2200.11.02	120x16	847-847	K.KIVRIK		25,400
		KS2200.11.03	120x16	763-763	K. DÜZ		22,900
		KS2200.11.04	120x16	690-690	K. DÜZ		20,700
		KS2200.11.05	120x16	618-618	K. DÜZ		18,500
		KS2200.11.06	120x16	546-546	K. DÜZ		16,400
		KS2200.11.07	120x16	474-474	K. DÜZ		14,200
		KS2200.11.08	120x16	402-402	K. DÜZ		12,100
		KS2200.11.09	120x16	330-330	K. DÜZ		9,900
		KS2200.11.10	120x16	258-258	K. DÜZ		7,700
		KS2200.11.11	120x16	186-186	K. DÜZ		5,600
		KS2200.11.12	120x16	114-114	K. DÜZ		3,420

Ref. No. :

Avrupa Kodu:

KS2200.12.00	VAGON MAKAS	Dikmen No	M (mm)	A-B (mm)	C (mm)	ØD (Øx Øxmm)	AĞIRLIK Weight(kg)
		KS2200.12.00	Komple Makas		220		115,000
		KS2200.12.01	120x16	600-600	K.KIVRIK	Ø36	22,450
		KS2200.12.02	120x16	615-615	K. DÜZ		18,450
		KS2200.12.03	120x16	570-570	K. DÜZ		17,100
		KS2200.12.04	120x16	485-485	K. DÜZ		14,560
		KS2200.12.05	120x16	400-400	K. DÜZ		12,000
		KS2200.12.06	120x16	315-315	K. DÜZ		9,460
		KS2200.12.07	120x16	225-225	K. DÜZ		6,700
		KS2200.12.08	120x16	150-150	K. DÜZ		4,500

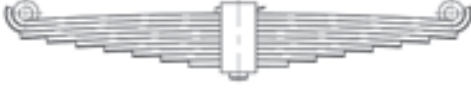
Ref. No. :

Avrupa Kodu:



A :Sağ Mesafe / Right Distance
 B :Sol Mesafe / Left Distance
 C :Kavis- Ticari Sınıf / Curve- Commercial Class
 D :Burç Ölçüleri / Bush Dimension
 M :Malzeme Ebatı / Material Dimension

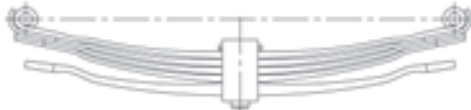
KS2200.13.00	VAGON MAKAS	Dikmen No	M (mm)	A-B (mm)	C (mm)	ØD (Øx Øxmm)	AĞIRLIK Weight(kg)
		KS2200.13.00	Komple Makas		164	Ø36	132,500
		KS2200.13.01	120x16	600-600	K.KIVRIK		22,450
		KS2200.13.02	120x16	686-686	K.KIVRIK		20,600
		KS2200.13.03	120x16	615-615	K. DÜZ		18,470
		KS2200.13.04	120x16	540-540	K. DÜZ		16,220
		KS2200.13.05	120x16	460-460	K. DÜZ		13,810
		KS2200.13.06	120x16	380-380	K. DÜZ		11,410
		KS2200.13.07	120x16	300-300	K. DÜZ		9,000
		KS2200.13.08	120x16	220-220	K. DÜZ		6,610
		KS2200.13.09	120x16	140-140	K. DÜZ		4,200
Ref. No. :		Avrupa Kodu:					



KS2200.15.00	VAGON MAKAS	Dikmen No	M (mm)	A-B (mm)	C (mm)	ØD (Øx Øxmm)	AĞIRLIK Weight(kg)
		KS2200.15.00	Komple Makas		61		82,000
		KS2200.15.01	100x13	1168	K. DÜZ		11,900
		KS2200.15.02	100x13	1168	K. DÜZ		11,900
		KS2200.15.03	100x13	1168	K. DÜZ		11,900
		KS2200.15.04	100x13	1168	K. DÜZ		11,900
		KS2200.15.05	100x13	902	K. DÜZ		9,200
		KS2200.15.06	100x13	765	K. DÜZ		7,800
		KS2200.15.07	100x13	628	K. DÜZ		6,400
		KS2200.15.08	100x13	492	K. DÜZ		5,000
		KS2200.15.09	100x13	356	K. DÜZ		3,600
		KS2200.15.10	100x13	224	K. DÜZ		2,280
Ref. No. :		Avrupa Kodu:					



PS2200.01.00	VAGON MAKAS	Dikmen No	M (mm)	A-B (mm)	C (mm)	ØD (Øx Øxmm)	AĞIRLIK Weight(kg)
		PS2200.01.00	Komple Makas		88	Ø36	92,000
		PS2200.01.01	120x21	600-600	P. KIVRIK		19,500
		PS2200.01.02	120x21	690-690	P. KIVRIK		16,500
		PS2200.01.03	120x21	620-620	P.DÜZ		15,000
		PS2200.01.04	120x21	620-620	P.DÜZ		15,000
		PS2200.01.05	120x36	595-595	P.DÜZ		25,000
Ref. No. : 100M13400005		Avrupa Kodu:					



PS2200.02.00	VAGON MAKASI	Dikmen No	M (mm)	A-B (mm)	C (mm)	ØD (Øx Øxmm)	AĞIRLIK Weight(kg)
		PS2200.02.00	Komple Makas		-20	Ø36	-
		PS2200.02.01	120x25	600-600	P. KIVRIK		27,200
		PS2200.02.02	120x25	695-695	P. KIVRIK		19,000
		PS2200.02.03	120x25	605-605	P.DÜZ		16,700
		PS2200.02.04	120x29	605-605	P.DÜZ		17,600
Ref. No. :		Avrupa Kodu:					




PS2200.03.00	VAGON MAKASI	Dikmen No	M (mm)	A-B (mm)	C (mm)	ØD (Øx Øxmm)	AĞIRLIK Weight(kg)
		PS2200.03.00	Komple Makas		132	Ø36	90,000
		PS2200.03.01	120x19,5	550-550	P. KIVRIK		17,800
		PS2200.03.02	120x19,5	640-640	P. KIVRIK		16,600
		PS2200.03.03	120x19,5	550-550	P.DÜZ		14,600
		PS2200.03.04	120x19,5	550-550	P.DÜZ		13,700
		PS2200.03.05	119,5x35	545-545	P.DÜZ		22,500
Ref. No. : 532020028C		Avrupa Kodu:					



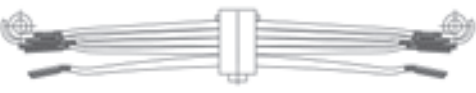


A :Sağ Mesafe / Right Distance
 B :Sol Mesafe / Left Distance
 C :Kavis- Ticari Sınıf / Curve- Commercial Class
 D :Burç Ölçüleri / Bush Dimension
 M :Malzeme Ebatı / Material Dimension

PS2200.05.00	VAGON MAKASI	Dikmen No	M (mm)	A-B (mm)	C (mm)	ØD (Øx Øxmm)	AĞIRLIK Weight(kg)
	PS2200.05.00	Komple Makas			121	Ø36	77,000
	PS2200.05.01	120x24	550-550	P. KIVRIK	20,800		
	PS2200.05.02	120x24	640-640	P. KIVRIK	18,400		
	PS2200.05.03	120x24	550-550	P.DÜZ	16,650		
	PS2200.05.04	120x24	545-545	P.DÜZ	16,550		


Ref. No. :

Avrupa Kodu:

PS2200.06.00	VAGON MAKASI	Dikmen No	M (mm)	A-B (mm)	C (mm)	ØD (Øx Øxmm)	AĞIRLIK Weight(kg)
	PS2200.06.00	Komple Makas			-15	Ø36	96,000
	PS2200.06.01	120x21	600-600	P. KIVRIK	20,200		
	PS2200.06.02	120x21	680-680	P. KIVRIK	17,200		
	PS2200.06.03	120x21	605-605	P.DÜZ	15,500		
	PS2200.06.04	120x21	595-595	P.DÜZ	15,200		
PS2200.06.05	119,5x28	580-580	P.DÜZ	19,700			


Ref. No. :

Avrupa Kodu:

PS2200.10.00	VAGON MAKASI	Dikmen No	M (mm)	A-B (mm)	C (mm)	ØD (Øx Øxmm)	AĞIRLIK Weight(kg)
	PS2200.10.00	Komple Makas			227	Ø36	111,500
	PS2200.10.01	120x24	600-600	P. KIVRIK	23,100		
	PS2200.10.02	120x24	690-690	P. KIVRIK	18,800		
	PS2200.10.03	120x24	620-620	P.DÜZ	17,700		
	PS2200.10.04	120x24	620-620	P.DÜZ	17,700		
PS2200.10.05	119,5x36	595-595	P.DÜZ	25,000			


Ref. No. :

Avrupa Kodu:

PS2200.11.00	VAGON MAKASI	Dikmen No	M (mm)	A-B (mm)	C (mm)	ØD (Øx Øxmm)	AĞIRLIK Weight(kg)
	PS2200.11.00	Komple Makas			-7	Ø36	96,000
	PS2200.11.01	120x21	600-600	P. KIVRIK	20,200		
	PS2200.11.02	120x21	680-680	P. KIVRIK	17,200		
	PS2200.11.03	120x21	605-605	P.DÜZ	15,500		
	PS2200.11.04	120x21	595-595	P.DÜZ	15,200		
PS2200.11.05	119,5x28	580-580	P.DÜZ	19,700			


Ref. No. :

Avrupa Kodu:

PS2200.12.00	VAGON MAKASI	Dikmen No	M (mm)	A-B (mm)	C (mm)	ØD (Øx Øxmm)	AĞIRLIK Weight(kg)
	PS2200.12.00	Komple Makas			140	Ø36	75,500
	PS2200.12.01	120x21	600-600	P. KIVRIK	20,200		
	PS2200.12.02	120x21	690-690	P. KIVRIK	17,200		
	PS2200.12.03	120x21	605-605	P.DÜZ	15,500		
	PS2200.12.04	120x21	595-595	P.DÜZ	15,200		

Ref. No. :

Avrupa Kodu:

PS2200.14.00	VAGON MAKAS	Dikmen No	M (mm)	A-B (mm)	C (mm)	ØD (Øx Øxmm)	AĞIRLIK Weight(kg)
	PS2200.14.00	Komple Makas			100	Ø36	96,000
	PS2200.14.01	120x21	600-600	P. KIVRIK	20,200		
	PS2200.14.02	120x21	680-680	P. KIVRIK	17,200		
	PS2200.14.03	120x21	605-605	P.DÜZ	15,500		
	PS2200.14.04	120x21	595-595	P.DÜZ	15,200		
PS2200.14.05	120x28	580-580	P.DÜZ	19,700			


Ref. No. :

Avrupa Kodu:

DAEWOO




A :Sağ Mesafe / Right Distance
 B :Sol Mesafe / Left Distance
 C :Kavis- Ticari Sınıf / Curve- Commercial Class
 D :Burç Ölçüleri / Bush Dimension
 M :Malzeme Ebatı / Material Dimension

PS2300.01.00	DAEWOO ÖN	Dikmen No	M (mm)	A-B (mm)	C (mm)	ØD (Øx Øxmm)	AĞIRLIK Weight(kg)
	PS2300.01.00	Komple Makas		100	"90xØ38xØ32"	83,000	
	PS2300.01.01	90x25	750-750	P.BURÇLU		22,200	
	PS2300.01.02	90x25	980-760	P. KIVRIK		21,700	
	PS2300.01.03	90x25	760-760	P. DÜZ		19,500	
	PS2300.01.04	90x25	760-760	P. DÜZ		19,500	

Ref. No. :

Avrupa Kodu:

KS2300.01.00	DAEWOO ÖN	Dikmen No	M (mm)	A-B (mm)	C (mm)	ØD (Øx Øxmm)	AĞIRLIK Weight(kg)
	KS2300.01.00	Komple Makas		115	"90xØ38xØ32"	92,000	
	KS2300.01.01	90x13	750-750	K. BURÇLU		16,200	
	KS2300.01.02	90x13	960-825	K. KIVRIK		16,100	
	KS2300.01.03	90x13	675-675	K. DÜZ		12,100	
	KS2300.01.04	90x13	600-600	K. DÜZ		10,700	
	KS2300.01.05	90x13	525-525	K. DÜZ		9,400	
	KS2300.01.06	90x13	450-450	K. DÜZ		8,000	
	KS2300.01.07	90x13	375-375	K. DÜZ		6,700	
	KS2300.01.08	90x13	300-300	K. DÜZ		5,400	
	KS2300.01.09	90x13	225-225	K. DÜZ		4,100	
	KS2300.01.10	90x13	150-150	K. DÜZ		2,700	

Ref. No. :

Avrupa Kodu:

KS2300.02.00	DAEWOO ARKA	Dikmen No	M (mm)	A-B (mm)	C (mm)	ØD (Øx Øxmm)	AĞIRLIK Weight(kg)
	KS2300.02.00	Komple Makas		140	"100xØ38xØ32"	126,500	
	KS2300.02.01	100x14	860-800	K. BURÇLU		21,200	
	KS2300.02.02	100x14	1070-875	K. KIVRIK		21,000	
	KS2300.02.03	100x14	870-810	K. DÜZ		18,100	
	KS2300.02.04	100x14	870-810	K. DÜZ		17,500	
	KS2300.02.05	100x14	730-685	K. DÜZ		15,200	
	KS2300.02.06	100x14	570-560	K. DÜZ		12,200	
	KS2300.02.07	100x14	460-435	K. DÜZ		9,700	
	KS2300.02.08	100x14	320-310	K. DÜZ		6,800	
	KS2300.02.09	100x14	185-185	K. DÜZ		4,000	

Ref. No. :

Avrupa Kodu:

SHACMAN



A :Sağ Mesafe / Right Distance
 B :Sol Mesafe / Left Distance
 C :Kavis- Ticari Sınıf / Curve- Commercial Class
 D :Burç Ölçüleri / Bush Dimension
 M :Malzeme Ebatı / Material Dimension

KS2500.01.00	SHACMAN ARKA	Dikmen No	M (mm)	A-B (mm)	C (mm)	ØD (Øx Øxmm)	AĞIRLIK Weight(kg)
		KS2500.01.00	Komple Makas		100		203,000
		KS2500.01.01	90x22	820-820	K. DÜZ		25,250
		KS2500.01.02	90x22	820-820	K. DÜZ		25,250
		KS2500.01.03	90x22	820-820	K. DÜZ		25,250
		KS2500.01.04	90x22	820-820	K. SÜZME		25,000
		KS2500.01.05	90x22	625-625	K. SÜZME		19,000
		KS2500.01.06	90x22	560-560	K. SÜZME		17,000
		KS2500.01.07	90x22	510-510	K. SÜZME		15,500
		KS2500.01.08	90x22	445-445	K. SÜZME		13,500
		KS2500.01.09	90x22	390-390	K. SÜZME		11,800
		KS2500.01.10	90x22	330-330	K. SÜZME		9,900
		KS2500.01.11	90x22	270-270	K. SÜZME		8,100
		KS2500.01.12	90x22	220-220	K. SÜZME		6,600

Ref. No. :

Avrupa Kodu:

KS2500.02.00	SHACMAN ÖN	Dikmen No	M (mm)	A-B (mm)	C (mm)	ØD (Øx Øxmm)	AĞIRLIK Weight(kg)
		KS2500.02.00	Komple Makas		130		140,000
		KS2500.02.01	90x14	825-825	K. KIVRIK	Ø40	19,600
		KS2500.02.02	90x14	930-930	K. KIVRIK		18,200
		KS2500.02.03	90x14	880-880	K. KIVRIK		17,300
		KS2500.02.04	90x14	675-675	K. DÜZ		13,300
		KS2500.02.05	90x14	630-630	K. DÜZ		12,400
		KS2500.02.06	90x14	570-570	K. DÜZ		11,200
		KS2500.02.07	90x14	510-510	K. DÜZ		10,000
		KS2500.02.08	90x14	450-450	K. DÜZ		8,800
		KS2500.02.09	90x14	390-390	K. DÜZ		7,600
		KS2500.02.10	90x14	330-330	K. DÜZ		6,300
		KS2500.02.11	90x14	270-270	K. DÜZ		5,300
		KS2500.02.12	90x14	210-210	K. DÜZ		4,100
		KS2500.02.13	90x14	140-140	K. DÜZ		2,700
		KS2500.02.14	90x14	140-140	K. DÜZ		2,700

Ref. No. :

Avrupa Kodu:

KS2500.03.00	SHACMAN ÖN	Dikmen No	M (mm)	A-B (mm)	C (mm)	ØD (Øx Øxmm)	AĞIRLIK Weight(kg)
		KS2500.03.00	Komple Makas		130		125,000
		KS2500.03.01	90x14	900-900	K. KIVRIK	Ø40	20,800
		KS2500.03.02	90x14	995-995	K. KIVRIK		19,600
		KS2500.03.03	90x14	900-900	K. SÜZME		17,400
		KS2500.03.04	90x14	800-800	K. SÜZME		15,400
		KS2500.03.05	90x14	700-700	K. SÜZME		13,500
		KS2500.03.06	90x14	600-600	K. SÜZME		11,500
		KS2500.03.07	90x14	500-500	K. SÜZME		9,500
		KS2500.03.08	90x14	400-400	K. SÜZME		7,500
		KS2500.03.09	90x14	300-300	K. SÜZME		5,600
		KS2500.03.10	90x14	200-200	K. SÜZME		3,600

Ref. No. :

Avrupa Kodu:



A :Sağ Mesafe / Right Distance
 B :Sol Mesafe / Left Distance
 C :Kavis- Ticari Sınıf / Curve- Commercial Class
 D :Burç Ölçüleri / Bush Dimension
 M :Malzeme Ebatı / Material Dimension

KS2500.04.00	SHACMAN ÖN	Dikmen No	M (mm)	A-B (mm)	C (mm)	ØD (Øx Øxmm)	AĞIRLIK Weight(kg)
		KS2500.04.00	Komple Makas		130	Ø40	141,000
		KS2500.04.01	90x16	900-900	K. KIVRIK		24,000
		KS2500.04.02	90x16	1125-995	K. KIVRIK		24,000
		KS2500.04.03	90x16	955-955	K. KIVRIK		21,500
		KS2500.04.04	90x16	750-750	K. DÜZ		17,000
		KS2500.04.05	90x16	620-620	K. DÜZ		14,000
		KS2500.04.06	90x16	530-530	K. DÜZ		11,900
		KS2500.04.07	90x16	450-450	K. DÜZ		10,100
		KS2500.04.08	90x16	360-360	K. DÜZ		8,100
		KS2500.04.09	90x16	270-270	K. DÜZ		6,100
		KS2500.04.10	90x16	190-190	K. DÜZ	4,300	
Ref. No. :	Avrupa Kodu:						



www.dikmenotomotiv.com.tr

INDEX

Dikmen No	Ref. No.	Avrupa Kodu	Ürün Adı	Sayfa
FORD				
PS100.01.00	YC155560HF	56504900	FORD T 280 ARKA	09
PS100.02.00	YC155560BH	56503000	FORD T120-350 ARKA (T 280 3 KATLI)	09
PS100.02.00.K			FORD T120-350 ARKA (T 280 3 KATLI)	09
PS100.04.00	2T145560DK	56508000	FORD CONNECT ARKA	09
PS100.05.00		46214400 / 56508800	FORD T 300 ARKA	09
PS100.05.00.T			FORD T 300 ARKA (TAKVİYELİ)	09
PS100.06.00	2C115560GA	56504600	FORD T 280 ARKA TEK TEKER	10
PS100.07.00	6C165560UA		FORD T 350 ARKA	10
PS100.07.00.T			FORD T 350 ARKA (TAKVİYELİ)	10
PS100.08.00	BA0805HP / VK155560GA	56505900	"FORD T120-430 ARKA (Çift Teker) Y. M."	10
PS100.09.00	6C115560RC / 6C115560GF / 6C115560GD / 6C115560GB / 6C115560GC / 6C115560GA / 6C115560GE / 1512411 / 1684754 / 1721784	56505200 / 50619000 / 50629000	"FORD T 300 ARKA TEK TEKER (T 100-330)"	10
PS100.09.00.T			"FORD T 300 ARKA TEK TEKER (T 100-330) (TAKVİYELİ)"	10
PS100.11.00	6C115560BE / 6C115560BA / 6C115560BB / 6C115560BC / 6C115560BD / 1686711 / 1721779 / 1482229	50611000	FORD TR 100- T330 ARKA	11
PS100.11.00.T			FORD TR 100- T330 ARKA (TAKVİYELİ)	11
PS100.18.00			FORD TRANSİT ARKA	11
PS100.20.00			FORD 900 BENZİNLİ ÖN	11
PS100.25.00	YC155560CC	50699000	FORD T 100 ARKA	11
PS100.26.00			FORD ÖN	11
PS100.29.00		56504000	FORD ARKA	12
PS100.30.00		56507500	FORD ARKA	12
PS100.31.00		56505700	FORD ARKA	12
PS100.32.00			FORD ARKA	12
PS100.34.00	BK315560KE / 1877371 / BK315560KF / BK315560KD / 1828713 / 1814330 / BK315560KC / BK315560KG /1809630/2030930 / 1947944 / BK315560KJ / 2338327	50609000	FORD TRANSİT ARKA (2014)	12
PS100.34.00.T			FORD TRANSİT ARKA (2014) (TAKVİYELİ)	12
PS100.34.00.TK			FORD TRANSİT ARKA (2014) (TAKVİYELİ)	13
PS100.35.00	BK315560HE		FORD TRANSİT ARKA (2014)	13
PS100.36.00	BK315560JF		FORD TRANSİT ARKA (2014)	13
PS100.37.00	BK315560ME		FORD TRANSİT ARKA (2014)	13
PS100.37.00.T			FORD TRANSİT ARKA (2014) (TAKVİYELİ)	13
PS100.38.00	BK315560EE		FORD TRANSİT ARKA (2014)	13
PS100.41.00	BK215560EA / BK215560EB / BK215560EC / BK215560ED / 1771603 / 1849665 / 29836220	50743000	FORD CUSTOM ARKA	14
PS100.41.00.T			FORD CUSTOM ARKA TAKVİYELİ	14
PS100.46.00			FORD TRANSİT 120-350 ARKA (UZUN)	14
PS100.49.00			FORD TRANSİT ARKA	14
PS100.52.00			FORD T120-350 ARKA (KALIN)	14
PS100.53.00		50547000	FORD TRANSİT ARKA	14
PS100.54.00			FORD TRANSİT ARKA (2017 MODEL)	15
PS100.54.00.T.K			FORD TRANSİT ARKA TAKVİYE (2017 MODEL) (TAKVİYELİ)	15
PS100.55.00	6C115560FF / 6C115560FE / 6C115560FA / 6C115560FC / 6C115560FB / 6C115560FD / 1684753 / 1721783 / 1490997 / 1788915	50651000	FORD TRANSİT ARKA	15
PS100.59.00			FORD RANGER ARKA Y.M.	15
PS100.60.00			FORD CUSTOM ARKA	15
PS100.61.00	V1C155560HA / 123MAA / HA0905	50685000	FORD TR 120-430 ARKA	15
PS100.65.00			FORD TRANSİT CUSTOM ARKA (2020 MODEL)	16
PS100.65.00.T			FORD TRANSİT CUSTOM ARKA (TAKVİYELİ) (2020 MODEL)	16
PS100.66.00			FORD RANGER T6 ARKA	16
PS100.69.00	FK215560AA / FK215560AB / 1869805 / 2174526 / FK215560AC	50737000	FORD TRANSİT CUSTOM ARKA	16
PS100.71.00	5T165560AB / 5T165560AA	50709000	FORD CONNECT ARKA	16
PS100.72.00	2T145560BP	50567000	FORD CONNECT ARKA	16
PS100.03.00			CARGO 25-17/25-20 ÖN	17
PS100.10.00			CARGO ARKA	17
PS100.12.00			CARGO 25-35/18-40 ÖN	17

Dikmen No	Ref. No.	Avrupa Kodu	Ürün Adı	Sayfa
PS100.13.00			CARGO 18-40/25-24 ÖN	17
PS100.17.00			CARGO 35-36 ÖN (1. DİNGİL)	17
PS100.19.00	9C465310DA		CARGO 41-40/41-36 ÖN (2. DİNGİL)	18
PS100.21.00			CARGO 39-35/39-36 ÖN (2. DİNGİL)	18
PS100.22.00			CARGO 41-36/ 35-36 / 39-36 ARKA	18
PS100.23.00	9C465310AC		CARGO 39-35/ 35-36 ÖN (1. DİNGİL)	18
PS100.28.00			CARGO 25-36 D / 35-36 D ARKA	18
PS100.33.00			CARGO 18-38 T ÖN	19
PS100.40.00			CARGO 18-46 C ÖN	19
PS100.44.00			CARGO 41-42 ÖN (2. DİNGİL)	19
PS100.44.00.T			CARGO 41-42 ÖN (2. DİNGİL) (TAKVİYELİ)	19
PS100.45.00			CARGO 41-42 ÖN (1. DİNGİL)	19
PS100.45.00.T			CARGO 41-42 ÖN (1. DİNGİL) (TAKVİYELİ)	19
PS100.47.00			CARGO 35-42 D ÖN	20
PS100.47.00.T			CARGO 35-42 D ÖN (TAKVİYELİ)	20
PS100.48.00			CARGO 18-46 T ÖN	20
PS100.50.00			CARGO 41-42 ÖN (2. DİNGİL)	20
PS100.51.00			CARGO 41-42 ÖN (1. DİNGİL)	20
PS100.56.00			CARGO 3242 S ÖN	20
PS100.57.00			CARGO 32-33 ARKA	21
PS100.58.00	HC465560AA		CARGO 41-42 ARKA	21
PS100.73.00.L	C43-5889-EB		CARGO FMAX 18-48 T ARKA SOL	21
PS100.73.00.R			CARGO FMAX 18-48 T ARKA SAĞ	21
PS100.75.00			CARGO FMAX / F500 ÖN	21
KS100.01.00			FORD TR 900 ÖN	22
KS100.03.00			FORD TR DİZEL ÖN	22
KS100.03.00.T			FORD TR DİZEL ÖN (TAKVİYELİ)	22
KS100.04.00.S			FORD TR DİZEL ARKA (SÜZME)	22
KS100.04.00.K			FORD TR DİZEL ARKA (KIVRIK)	22
KS100.05.00	93VT5560BC / 93VT5560BD		FORD T 12 ARKA	22
KS100.06.00	95VB5560MA / 7328520 / 1040731 / 6197144 / 6575416	20021000 / 50577000	FORD T 15 ARKA	23
KS100.06.00.T			FORD T 15 ARKA (TURBO)	23
KS100.13.00			FORD RANGER ARKA (E.M.)	23
KS100.14.00			FORD P 100 PICK-UP ARKA	23
KS100.41.00			FORD T15 ARKA (KAMYONET)	23
KS100.42.00			FORD RANGER ARKA Y.M.	23
KS100.55.00			FORD TRANSİT ARKA	24
KS100.56.00			FORD TRANSİT ARKA	24
KS100.58.00			FORD ARKA	24
KS100.16.00			CARGO 1814 ÖN	24
KS100.61.00	78VB5560DD	50543000	FORD TRANSİT ARKA	24
KS100.63.00			FORD TRANSİT ARKA	24
KS100.17.00			CARGO 1814 ARKA	25
KS100.24.00	93CT5310AB / 93CT5310BA / 95CT5310AA / 98CT5310BA		CARGO 25-17/20 ÖN	25
KS100.26.00			CARGO 25-17/25-20/25-24 ARKA (KASALI)	25
KS100.27.00	90CT5560CA		CARGO 25/17-20/25-24 İLAVE DİNGİL	25
KS100.28.00			CARGO 25/17-20/25-24 İLAVE DİNGİL (D. KAVIS)	26
KS100.30.00	3C465310AA / 3C465310C		CARGO 25-24(KASALI)-32-30(2. DİNGİL) ÖN	26
KS100.31.00	97CT5560AB		CARGO 26-21 ARKA	26
KS100.33.00	95CT5560BC		CARGO 26-21/25-30/32-30 İLAVE DİNGİL	27
KS100.36.00			CARGO 32-30 ARKA	27
KS100.38.00	95CT5560BC		CARGO 18-24 ARKA	27
KS100.39.00			CARGO 35-30 TERS MAKAS ARKA	28
KS100.40.00			CARGO 35-30 TERS MAKAS ARKA	28
KS100.43.00	6C465310AC		CARGO 34-30 ÖN	28
KS100.44.00			CARGO 25-30/32-30S ÖN	29
KS100.45.00			CARGO 32-35C/40-30 İLAVE DİNGİL	29
KS100.46.00			CARGO 32-35 ÖN	29
KS100.47.00			CARGO 2014 ARKA	29
KS100.48.00	9C465560BC		CARGO 35-36 ARKA	30
KS100.49.00			CARGO 35-36 ARKA	30
KS100.50.00			CARGO 18-24 ARKA	30

Dikmen No	Ref. No.	Avrupa Kodu	Ürün Adı	Sayfa
BMC				
PS200.01.00	51RS700396		LEVEND LÜX ARKA	32
PS200.02.00	51RS700395 / 51RS700702		BMC 111 ÖN	32
PS200.02.00.T			BMC 111 ÖN (TAKVİYELİ)	32
PS200.03.00	51RS700722		BMC 111 ARKA	32
PS200.03.00.T			BMC 111 ARKA (TAKVİYELİ)	32
PS200.04.00	51RS700562		BMC MEGASTAR ARKA	32
PS200.04.00.T			BMC MEGASTAR ARKA (TAKVİYELİ)	33
PS200.05.00			PROFESYONEL AVARE DİNGİL	33
PS200.06.00	52RS002186 / 52RS01276		PROFESYONEL ÖN	33
PS200.07.00	52RS01362		PROFESYONEL 522 ÖN	33
PS200.08.00	52RS006847 / 52RS001361		PROFESYONEL 522 ARKA	33
PS200.09.00	52RS006863		PROFESYONEL 522 İLAVE DİNGİL	33
PS200.10.00			PROFESYONEL 518 ARKA	34
PS200.11.00			PROFESYONEL 518 ÖN	34
PS200.13.00			PROFESYONEL 940 ÖN	34
PS200.14.00	52RS022501		PROFESYONEL 940 ARKA	34
PS200.15.00			PROFESYONEL 625 ARKA	34
KS200.04.00			TM 30 ÖN (E.M.)	35
KS200.05.00	M4C1073		TM 30 ÖN (Y.M.)	35
KS200.06.00	M4C2033		TM 30 ARKA (Y.M.)	35
KS200.07.00	7M85162 / 7M88007 / 51RS700001		BMC LEVEND ÖN	35
KS200.08.00	7M65983		BMC LEVEND ARKA	35
KS200.09.00			LEVEND L 30 ÖN	36
KS200.11.00	7K67050		FATİH 105-8 ÖN	36
KS200.12.00			FATİH 105-8 ARKA	36
KS200.16.00	7M99640 / 7K55374		FATİH 162-25 ÖN	37
KS200.17.00	KOC2027		FATİH 162-25 ARKA	37
KS200.19.00			FATİH 162-25 İLAVE DİNGİL	38
KS200.20.00	7K203691 / 7K55364		FATİH 214-26 ÖN	38
KS200.21.00	7K200074 / 7K12813		FATİH 214-26 ARKA	39
KS200.23.00	7K10076 / 7K200074		FATİH 214-26 İLAVE DİNGİL	39
KS200.24.00	7K13957 / 7K52419		FATİH ÇİFT ÇEKER ARKA	40
KS200.27.00	7K12670 / 7K9843 / 7K10075 / 7K12813		FATİH 220-26 ARKA	40
KS200.28.00	7M99637 / 7K200368 / 52RS001818		PROFESYONEL 617-620-622 ÖN	40
KS200.29.00	7K2003368		PROFESYONEL 617-620-622 ÖN (UZUN)	41
KS200.30.00	7K200206		PROFESYONEL 617-620-622 ARKA (İNCE)	41
KS200.31.00	7K98151		PROFESYONEL 820-822-827 ARKA (KALIN)	42
KS200.32.00			PROFESYONEL TIR ARKA (UZUN)	42
KS200.34.00	7K200203 / 7K98149		PROFESYONEL İLAVE DİNGİL	42
KS200.36.00			PROFESYONEL 624 ÖN (DAMPER)	43
KS200.37.00	52RS001819 / 7K200206		PROFESYONEL 624 ARKA (DAMPER)	43
KS200.38.00			PROFESYONEL 624 İLAVE DİNGİL (DAMPER)	43
KS200.40.00			FATİH 270 DİNAZOR ÖN	43
KS200.42.00			PROFESYONEL 832 ARKA	44
KS200.43.00	52RS000510		PROFESYONEL ARKA	44
CHRYSLER				
PS300.01.00.T			DODGE 250 ÖN	46
PS300.02.00			DODGE 250 ARKA	46
PS300.09.00			HİNO ÖN	46
PS300.10.00			HİNO ÖN	46
KS300.01.00	4109966B		DODGE PD 250 ÖN	47
KS300.02.00	CHR18333TD		DODGE PD 250 ARKA	47
KS300.04.00	17636TD		DODGE W100 (PD 250) 4x4 ÖN	47
KS300.05.00			DODGE PD 350 ARKA	47
KS300.06.00			DODGE PD 600 ÖN	48
KS300.08.00			DODGE PD 600 ARKA (UZUN)	48
KS300.10.00			DODGE (PD 600) DEFRANSİYEL	48
KS300.12.00			DODGE PD 900 ÖN	49

Dikmen No	Ref. No.	Avrupa Kodu	Ürün Adı	Sayfa
KS300.13.00	29990T		DODGE PD 950 ÖN Y.M.	49
KS300.14.00	12605T		DODGE PD 950 SÜPER ÖN (UZUN)	49
KS300.18.00			DODGE PD 950 ARKA	50
KS300.19.00			DODGE PD 950 İLAVE DİNGİL	50
KS300.20.00	CHR18898TC		DODGE PD 950 ARKA	50
KS300.22.00	CHR18899TA / CHR28066T		DODGE PD 950 İLAVE DİNGİL	51
KS300.23.00	CHR25064T / 28264T / 25060T / 28166T / 25059T		DODGE 26-200/235 ÖN	51
KS300.28.00	24277TB		DODGE 26-235 ARKA	51
KS300.29.00	24278TA		DODGE 26-235 İLAVE DİNGİL	52
KS300.32.00	48110A0059A		HİNO ÖN (6 TEKER)	52
KS300.33.00	48210A0060A		HİNO ARKA (6 TEKER)	52
MERCEDES				
PS400.11.00	9033200001	33704000	MERCEDES SPRINTER TORSİYON YAYI (İNCE)	54
PS400.12.00	9033200606 / 9033200706 / 2D0511131AN	33715000	MERCEDES SPRINTER 308D-312D ARKA	54
PS400.13.00	9023201506	33709000	MERCEDES SPRINTER 208 D ARKA	54
PS400.14.00	9033201706	33743000	MERCEDES SPRINTER CDI ARKA	54
PS400.15.00	9033200506 / 9033200406	33713000	MERCEDES SPRINTER PİMLİ ARKA	54
PS400.17.00	9043201806 / 9043201606	33737000	MERCEDES SPRINTER 412 ARKA	54
PS400.19.00	9023200401	33702000	MERCEDES SPRINTER TORSİYON YAYI (KALIN)	55
PS400.20.00			MERCEDES SPRINTER CDI 313 ARKA	55
PS400.23.00	9063200406	33785000	MERCEDES SPRINTER CDI 315 ARKA	55
PS400.25.00	: 9043200301 / 9043200401 / 9043200201 / 2D0411101C / 9033200005	33706000 / 33708000	MERCEDES SPRINTER ÖN TORSİYON YAYI	55
PS400.32.00		33319800	MERCEDES 609 ARKA	55
PS400.33.00	9063201806 / 2E1511131B / 9063207506	33771000 / 33961000	MERC. SPRT. 412 ARKA	55
PS400.40.00	9023201006 / 9023201106 / 2D0511131AD	33707000	MERCEDES SPRINTER ARKA	56
PS400.41.00	9013200601	33700000	MERCEDES SPRINTER TORSİYON YAYI	56
PS400.45.00	9063200206	33781000	MERCEDES SPRINTER ARKA	56
PS400.50.00	9033201906	33735000	MERCEDES SPRINTER ARKA	56
PS400.58.00	9063203206	33783000	MERCEDES SPRINTER ARKA	56
PS400.59.00	9043200606 / 9043200506	33721000	MERCEDES SPRINTER ARKA	56
PS400.74.00	6113200802 / 6113200702	31514000	MERCEDES 207-308 ARKA	57
PS400.75.00	6023200202 / 6023200302	30520000	MERCEDES 207 ARKA	57
PS400.85.00	6683200502	33320800	MERCEDES ARKA	57
PS400.92.00			MERCEDES ARKA	57
PS400.98.00			MERCEDES SPRINTER ARKA	57
PS400.99.00		91020000	MERCEDES SPRINTER ARKA	57
PS401.02.00	9063202506	33787000	MERCEDES SPRINTER ARKA	58
PS401.14.00			MERCEDES SPRINTER ARKA	58
PS401.15.00			MERCEDES SPRINTER ARKA	58
PS401.30.00	9043201406	33749000	MERCEDES SPRINTER ARKA	58
PS401.60.00	6693201106	33315900	MERCEDES ARKA	58
PS401.61.00	6693200906	33315800	MERCEDES ARKA	58
PS401.63.00	9043201706	33733000	MERCEDES SPRINTER ARKA	59
PS401.76.00	6313200506	33361000	MERCEDES ARKA	59
PS401.76.00.T			MERCEDES ARKA (TAKVİYELİ)	59
PS400.01.00			MERCEDES 15-17 ATEGO ÖN	59
PS400.01.00.T			MERCEDES 15-17 ATEGO ÖN (TAKVİYELİ)	59
PS400.02.00			MERCEDES 15-17 ATEGO ARKA	59
PS400.05.00			MERCEDES 32-28 AVARE DİNGİL (KIRK AYAK)	60
PS400.06.00	0003200202 / 3753201002 / 3753203502 / 9583201302 / 9583201202	33818000	MERCEDES 18-40 ACTROS ÖN	60
PS400.06.00.T			MERCEDES 18-40 ACTROS ÖN (90x28) (TAKVİYELİ)	60
PS400.07.00			MERCEDES 33-40 ACTROS ÖN	60
PS400.07.00.T			MERCEDES 33-40 ACTROS ÖN (TAKVİYELİ)	60
PS400.08.00			MERCEDES ACTROS 41-40 ÖN (1. DİNGİL)	60
PS400.08.00.T			MERCEDES ACTROS 41-40 ÖN (1. DİNGİL) (TAKVİYELİ)	61
PS400.09.00	9493200302 / 3753202102	33698000	MERCEDES ACTROS 41-40 ÖN (2. DİNGİL)	61
PS400.09.00.T			MERCEDES ACTROS 41-40 ÖN (2. DİNGİL) (TAKVİYELİ)	61

Dikmen No	Ref. No.	Avrupa Kodu	Ürün Adı	Sayfa
PS400.10.00	9483201605 / 9483203005 / 3753200905	33885000 / 33805000	MERCEDES ACTROS 33-40 ARKA	61
PS400.16.00	6208910051	31993100	MERC. 26-22 KABİN YAYI	61
PS400.18.00	9443200102	33808000	MERCEDES ACTROS 40-40 ÖN (1. DİNGİL)	61
PS400.21.00	9483201405 / 9483202405	33839000	MERCEDES 41-48 ARKA	62
PS400.22.00	6253200305	33679000	MERCEDES 32-34 ARKA	62
PS400.24.00	9493200602	33814000	MERCEDES 41-48 ÖN	62
PS400.31.00	6753202906 / 6753202806	30919000	MERCEDES 11-17/13-20 ARKA	62
PS400.35.00	6208910151 / 6208900005	31994200	MERCEDES KABİN YAYI	62
PS400.38.00	6533200002	33612000	MERC. 32-34 ÖN (1. DİNGİL)	62
PS400.43.00	9433200302 / 3753201402	33682000	MERCEDES ACTROS ÖN	63
PS400.44.00	6523201602	33638000	MERCEDES ARKA	63
PS400.49.00	9483202205 / 9483201705 / 3753201005 / 3753201605	33697000 / 33887000	MERCEDES ACTROS ARKA	63
PS400.51.00	9483201005 / 9483201505 / 9483203105 / 3753201205	33691000 / 33883000	MERCEDES ACTROS 41-40 ARKA	63
PS400.52.00	6743203406 / 6743203506	33401000	MERCEDES ARKA	63
PS400.53.00	9443200202 / 3753203102 / 3753201202	33690000	MERCEDES ACTROS 33-42/33-43 ÖN	63
PS400.54.00	9433200402	33684000	MERCEDES ACTROS ÖN	64
PS400.55.00	9433200502 / 3753201802 / 9583201002	33686000	MERCEDES ACTROS ÖN	64
PS400.60.00	9493200202 / 3753202002	33696000	MERCEDES ACTROS 41-40 ÖN	64
PS400.63.00	9703200702 / 9703200802	33810000	MERCEDES 15-17 ATEGO ÖN	64
PS400.64.00	9703200506 / 9703200606	33831000	MERCEDES 15-17 ATEGO ARKA	64
PS400.65.00	6593200502	33666000	MERCEDES ÖN	64
PS400.67.00			MERCEDES 18-24/18-29 ARKA	65
PS400.68.00	: 9483200705 / 9483201905 / 9483202305 / 3753201105 / 3753201705	33695000 / 33891000	MERCEDES ARKA	65
PS400.69.00	3893200908	30507000	MERCEDES ARKA	65
PS400.70.00	6213200008	30537000	MERCEDES ARKA	65
PS400.71.00	6203200002	30536000	MERCEDES ÖN	65
PS400.72.00	9443200302 / 9583200902 / 3753201902 / 9583200802	33692000	MERCEDES ÖN	65
PS400.73.01			MERCEDES İLAVE DİNGİL	66
PS400.77.00			MERCEDES ARKA	66
PS400.82.00	0003200102 / 3753201702 / 3753203602	33816000	MERCEDES ACTROS 18 44 ÖN	66
PS400.83.00	9493200402 / 3753201502	33806000	MERCEDES ÖN	66
PS400.88.00	3343200302	30936000	MERCEDES ÖN	66
PS400.91.00	6523200408	33603000	MERCEDES ARKA	66
PS400.95.00	6233200102	31772000	MERCEDES ÖN	67
PS400.96.00	6203200202	30544000	MERCEDES ÖN	67
PS400.97.00	6763201202 / 6763200802	33402000	MERCEDES ÖN	67
PS401.01.00	9433200208	33681000	MERCEDES ARKA	67
PS401.07.00			MERCEDES ÖN	67
PS401.08.00	6743204202 / 6743204102 / 6743201002	33416000 / 31770000	MERCEDES ÖN	67
PS401.09.00	6753500706 / 6753500606	31994300	MERCEDES ÖN	68
PS401.10.00	9493200502	33804000	MERCEDES ÖN	68
PS401.13.00	9743204602 / 9583201702	33858000	MERCEDES ATEGO 21-24 ÖN	68
PS401.17.00	9743201606 / 9743201706 / 9743204606	33857000	MERCEDES ATEGO ARKA	68
PS401.18.00	9723200202 / 9723200302	33820000	MERCEDES ATEGO ÖN	68
PS401.19.00	9443200208	33801000	MERCEDES ARKA	68
PS401.20.00	9743202702 / 9743202602 / 9743201002 / 9743201102	33846000	MERCEDES ATEGO 15-23 ÖN	69
PS401.21.00	9743202402 / 9743200502 / 9743202502 / 9743204402 / 9743200402	33844000	MERCEDES 15-18 ATEGO ÖN	69
PS401.23.00	9603200502	33890000	MERCEDES 41-42/41-45 AROCS ÖN	69
PS401.24.00			MERCEDES ÖN	69
PS401.25.00	9433200702	33688000	MERCEDES ÖN	69
PS401.27.00			MERCEDES 4850 (2.DİNGİL)	69
PS401.28.00	9603201106	34007000	MERCEDES AROCS 2032 ARKA	70
PS401.31.00	9443200702	33872000 / 44459000	MERCEDES ÖN	70
PS401.32.00	9743200006 / 9743200106	33865000	MERCEDES ATEGO ARKA	70
PS401.33.00	9443200108	33809000	MERCEDES ARKA	70

Dikmen No	Ref. No.	Avrupa Kodu	Ürün Adı	Sayfa
PS401.34.00	9483201805	33889000	MERCEDES ARKA	70
PS401.36.00	6153200108	30745000	MERCEDES ARKA	70
PS401.38.00			MERCEDES AROCS 33-42 ÖN	71
PS401.38.00.T			MERCEDES AROCS 33-42 ÖN TAKVİYELİ	71
PS401.39.00			MERCEDES AROCS 33-42 ÖN (MİKSER)	71
PS401.42.00	9703171985		MERCEDES ATEGO KABİN YAYI	71
PS401.45.00	9603206302 / 9603200002 / 9603206902	33924000	MERCEDES ACTROS 18-42/18-45 ÖN	71
PS401.46.00	9603205802	33928000	MERCEDES ACTROS ÖN	71
PS401.47.00	9603202002	33926000	MERCEDES ACTROS ÖN	72
PS401.48.00	9743201206	33893000	MERCEDES ATEGO ARKA	72
PS401.49.00	9743202002 / 9743202102 / 9743200002 / 9743200102 / 9743204002	33840000	MERCEDES ATEGO ÖN	72
PS401.51.00			MERCEDES ARKA	72
PS401.54.00	9433200308 / 9583201205	33683000	MERCEDES ARKA	72
PS401.56.00			MERCEDES AROCS 41-42/41-45 ARKA	72
PS401.58.00		33928800	MERCEDES AROCS ÖN	73
PS401.64.00	9603200102	33930000	MERCEDES 33-42 ÖN	73
PS401.67.00	6753205102 / 6753205202	33400000	MERCEDES ÖN	73
PS401.70.00	9603200101 / 9603200301	33932000	MERCEDES AROCS ÖN	73
PS401.73.00	9743202202	33842000	MERCEDES ATEGO ÖN	73
PS401.74.00	9703200706 / 9703200806	33687000	MERCEDES ATEGO ARKA	73
PS401.74.00.T			MERCEDES ATEGO ARKA (TAKVİYELİ)	74
PS401.75.00	9603501106	33899700	MERCEDES ARKA	74
PS401.78.00	9743202802	33848000	MERCEDES ATEGO ÖN	74
PS401.79.00	9603201502	33900000	MERCEDES ACTROS ÖN	74
PS401.80.00	9443200002	33812000	MERCEDES ÖN	74
PS401.81.00	6513200202	33626000	MERCEDES 1417/1420/1422 ÖN	74
PS401.83.00	9603205205	35035000	MERCEDES ACTROS ARKA	75
PS401.84.00	9603207002 / 9603206402	33934000	MERCEDES ÖN	75
PS401.85.00	9603204602 / 9603202802	33920000	MERCEDES ACTROS ÖN	75
KS400.01.00			MERCEDES 15-17 ARKA (ATEGO)	76
KS400.02.00			MERCEDES 15-17 İLAVE DİNGİL (ATEGO)	76
KS400.03.00			MERCEDES 25-17/21 ÖN KALIN	76
KS400.04.00.K			MERCEDES 25-17/21 ARKA KALIN	77
KS400.05.00			MERCEDES 25-17/21 İLAVE DİNGİL	77
KS400.06.00			MERCEDES 25-23/32-28/30-28 AXOR ÖN	77
KS400.06.00.T	3753200102	33982000	MERCEDES 25-23/32-28/30-28 AXOR ÖN (TAKVİYELİ)	78
KS400.07.00	3753200505		MERCEDES 25-23 AXOR ARKA	78
KS400.07.00.T			MERCEDES 25-23 AXOR ARKA (TAKVİYELİ)	78
KS400.08.00	3753200305		MERCEDES 32-28 AXOR ARKA	78
KS400.08.00.T		33982000	MERCEDES 32-28 AXOR ARKA (TAKVİYELİ)	79
KS400.09.00	3753200005		MERCEDES 32-28 AXOR İLAVE DİNGİL	79
KS400.12.00			MERCEDES MB 800 ÖN	79
KS400.13.00			MERCEDES MB 800 ARKA	79
KS400.15.00	6243200106	31377000 / 33677000	MERCEDES 26-28 ARKA KANALLI	80
KS400.16.00			MERCEDES 30-31 ÖN	80
KS400.17.00			MERCEDES 30-31 ARKA KANALLI	80
KS400.18.00	3753200605	34003000	MERCEDES 30-28 ARKA	81
KS400.23.00	3753200105		MERCEDES 25-23/32-40 AXOR İLAVE DİNGİL	81
KS400.26.00			6.00 MERCEDES 13-17 ÖN	81
KS400.27.00			MERCEDES MB 13-17 ARKA (TAKVİYELİ)	81
KS400.28.00			MERCEDES 26-28 ARKA KANALLI	82
KS400.31.00			MERCEDES 25-23/32-28/30-28 AXOR ÖN (TAKVİYELİ) (11 KATLI)	82
KS400.32.00			MERCEDES 19-21 ÖN	82
KS400.33.00			MERCEDES 19-21 ARKA	83
KS400.35.00			MERCEDES 26-24 ARKA	83
KS400.51.00			MERCEDES ARKA	83
KS400.53.00	6023203006 / 6023203106 / 6023204306 / 6023205006	31587000	MERCEDES ARKA	84
KS400.55.00			MERCEDES 1823-1828 K ARKA	84
KS400.56.00			MERCEDES SINGLE ARKA	84
KS400.62.00			MERCEDES ARKA	84

Dikmen No	Ref. No.	Avrupa Kodu	Ürün Adı	Sayfa
KS400.59.00			MERCEDES ARKA	85
KS400.63.00	6023203006 / 6023203106 / 6023204306 / 6023205006	31587000	MERCEDES ARKA	85
KS400.64.00			MERCEDES ARKA	85
KS400.72.00			MERCEDES ÖN	86
KS400.73.00	3433200102	31252000	MERCEDES ÖN	86
KS400.74.00	6213200408	30617000	MERCEDES ARKA	86
KS400.78.00	3463205402	31274000	MERCEDES ÖN	87
KS400.79.00	3893200408	30427000	MERCEDES ARKA	87
KS400.82.00	3433200106	31251000	MERCEDES ARKA	87
KS400.88.00			MERCEDES ARKA	88
KS400.89.00			MERCEDES ARKA	88
KS400.92.00	6523200902	33618000	MERCEDES 24-26 ÖN	88
KS400.99.00	9743200208 / 9743200308 / 9743200408	33815000	MERCEDES ARKA	89
FIAT				
PS1600.01.00	1311825080	46108900	FIAT DUCATO ARKA (E.M.)	91
PS1600.16.00			FIAT ARKA	91
PS1700.01.00		46169800	FIAT DOBLO ARKA	91
PS1700.02.00	1329823080	67433000	FIAT DUCATO ARKA Y.M. 80 LİK	91
PS1700.03.00			FIAT DUCATO ARKA Y.M. 70 LİK	91
PS1700.04.00			FIAT DUCATO ARKA Y.M.	91
PS1700.06.00	1311825080	46108900	FIAT DUCATO ARKA	91
PS1700.07.00	1355467080 / 1351268080 / 5102Q2	67513000	FIAT DUCATO ARKA	92
PS1700.08.00	1357567080 / 1350011080 / 5102CA	67517000	FIAT DUCATO ARKA	92
PS1700.09.00			FIAT DUCATO ARKA	92
PS1700.10.00			FIAT DUCATO X250 Z MAKAS	92
PS1700.11.00			FIAT DUCATO ARKA	92
PS1700.12.00		67345000	FIAT DUCATO ARKA	92
PS1700.13.00			FIAT DOBLO ARKA	92
PS1700.14.00			FIAT DUCATO ARKA	93
PS1700.16.00			FIAT STRADA ARKA	93
PS1700.17.00	1355403080	67497000	FIAT DUCATO ARKA	93
PS1700.17.00.T	1355403080/HD		FIAT DUCATO ARKA (TAKVİYELİ)	93
KS500.01.00			FIAT 50 NC ÖN	93
KS500.02.00			FIAT 50 NC ARKA	93
IVECO				
PS600.02.00	08587483	67292000	IVECO 35.9 ÖN	96
PS600.02.00.T			IVECO 35.9 ÖN (TAKVİYELİ)	96
PS600.03.00			IVECO 35.9 ARKA	96
PS600.03.00.T			IVECO 35.9 ARKA (TAKVİYELİ)	96
PS600.04.00			IVECO DAILY ARKA (E.M.)	96
PS600.04.00.T			IVECO DAILY ARKA (TAKVİYELİ)	96
PS600.11.00			IVECO DAILY ARKA Y.M.	97
PS600.28.00			IVECO TORSİYON ÖN	97
PS600.31.00	: 5801526271	67502000	IVECO DAILY TORSİYON ÖN	97
PS600.32.00	5801642218	67553000	IVECO DAILY ARKA (Y.M.)	97
PS600.34.00		67352000	IVECO DAILY TORSİYON ÖN	97
PS600.36.00	504006739 / 500340499 / 500389157 / 504279571	67350000	IVECO DAILY TORSİYON ÖN	97
PS600.06.00			IVECO EUROBÜS ÖN	98
PS600.08.00	504087351	67306000	IVECO EURO CITY ÖN	98
PS600.08.00.T			IVECO EURO CITY ÖN (TAKVİYELİ)	98
PS600.09.00			IVECO EUROBÜS ARKA	98
PS600.12.00			IVECO EURO CITY ARKA	98
PS600.30.00			IVECO DAILY ÖN	98
PS600.39.00	504087352	67304000	IVECO EURO CITY ÖN	99
PS600.15.00			IVECO EUROBÜS TECTOR ARKA	99
PS600.01.00			IVECO 190-330 ÖN	99
PS600.05.00	08161628	66926000	IVECO 380-37 ÖN	99
PS600.05.00.A	41027488	66926900	IVECO 380-37 ÖN	99
PS600.13.00			IVECO 450 ARKA	99
PS600.14.00			IVECO EURO CARGO 85100 ARKA	100

Dikmen No	Ref. No.	Avrupa Kodu	Ürün Adı	Sayfa
PS600.16.00	98400441 / 504354273	67129000	IVECO EURO CARGO ARKA	100
PS600.18.00			IVECO ÖN	100
PS600.19.00			IVECO EUROTRAKKER ÖN (1.-2. DİNGİL)	100
PS600.20.00			IVECO 150E 280E 320E EURO CARGO ARKA	100
PS600.21.00	42126923 / 42126922	67177000	IVECO ARKA	100
PS600.22.00	42126135	67167000	IVECO ARKA	100
PS600.23.00	98185331 / 98184406 / 98185356 / 500425542	24637100	IVECO ASTRA ÖN	101
PS600.24.00	41213060 / 41033241 / 41032379 / 41031510 / 41297737 / 41225864	67152000	IVECO STRALIS ÖN	101
PS600.25.00	08161631 / 08135613	66932000	IVECO EUROTRAKKER 410E42 ÖN	101
PS600.26.00	41297041	67443000	IVECO ARKA	101
PS600.27.00	41270468	67515000	IVECO ARKA	101
PS600.33.00	41226736	67318000	IVECO STRALIS ÖN	101
PS600.35.00	08169109 / 41213084	66984000	IVECO ÖN	102
PS600.35.00.BUM	41032371	66984900	IVECO ÖN	102
PS600.37.00	41270501 / 41288673	67174000	IVECO ÖN	102
PS600.38.00	500355490	66936000	IVECO ÖN	102
PS600.40.00			IVECO ARKA	102
PS600.41.00	504083610 / 504083608	67389000	IVECO ARKA	102
PS600.42.00			IVECO ASTRA ÖN	102
PS600.43.00	98184412 / 98185216 / 92611600	24636800	IVECO ASTRA ÖN	103
PS600.44.00	41005146	66932900	IVECO ÖN	103
PS600.45.00		67256070	IVECO ÖN	103
PS600.47.00			IVECO ASTRA ÖN	103
PS600.48.00	08189829	67144000	IVECO ÖN	103
KS600.01.00			IVECO 85-12 ÖN	104
KS600.01.00.T			IVECO 85-12 ÖN (TAKVİYELİ)	104
KS600.02.00			IVECO 85-12 ARKA	104
KS600.02.00.T			IVECO 85-12 ARKA (TAKVİYELİ)	105
KS600.04.00			IVECO 85-12 İLAVE DİNGİL	105
KS600.05.00			IVECO M 14 ARKA	105
KS600.06.00			IVECO M 23 ÖN	105
KS600.07.00			IVECO M 50 ARKA	106
KS600.16.00	93812674	67143000	IVECO DAILY ARKA	106
KS600.28.00	98401526 / 99445128 / 504067123	67127000	IVECO ARKA	106
KS600.30.00			IVECO 70C-15 ARKA	106
KS600.12.00			IVECO 330-30 ARKA	107
KS600.14.00			IVECO 380-37 ÖN	107
KS600.15.00	42121640 / 5801831025	67185000	IVECO 380-37 ARKA	107
KS600.17.00	41003534 / 41003455 / 41003456	67308000	IVECO 380'E 420 ÖN	108
KS600.18.00			IVECO EURO CARGO ARKA	108
KS600.20.00			IVECO 190 - 26 H ARKA	108
KS600.21.00			IVECO 380 E 37 ÖN	109
KS600.24.00			IVECO 190 E 31 ARKA	109
KS600.25.00			IVECO 330-30 ARKA	109
KS600.27.00	98407380	67118000	IVECO EURO CARGO ARKA	110
KS600.31.00	500414497	24638800	IVECO ASTRA 84-44 ARKA	110
KS600.33.00			IVECO EURO CARGO ÖN	110
KS600.38.00			IVECO 190 E 31 ARKA	110
KS600.41.00			IVECO EURO CARGO 180E25 ARKA	111
KS600.42.00			IVECO EURO CARGO 180E25 ÖN	111
KS600.43.00	42083170	67247000	IVECO ARKA	111
KS600.44.00	5801644084 / 504119092	52684000 / 67447000	IVECO DAILY 35/50 C ARKA	112
KS600.45.00	02469077	66787000	IVECO ARKA	112
KS600.46.00	5801587285	67591000	IVECO ARKA	112
MAN				
PS700.01.00			MAN 12-153 ÖN	114
PS700.02.00	81434026555 / 81434026519	72901000 / 72875000	MAN 12-153 ARKA	114
PS700.03.00	81434026058 / 81434026059 / 81434026057 / 81434026076 / 81434026079 / 81434026176 / 81434026181	72860000	MAN 32-310/19-463 ÖN	114

Dikmen No	Ref. No.	Avrupa Kodu	Ürün Adı	Sayfa
PS700.04.00	81434026014 / 81434006499 / 81434006497 / 81434006495 / 81434006974	72758000	MAN 19-422 ÖN	114
PS700.05.00			MAN 26-230/270 ÖN	114
PS700.06.00	81434026292 / 81434026291 / 81434026293 / 81434026346 / 81434026350	73006000	MAN 41-360 ÖN 1.-2. DİNGİL (925-735)	114
PS700.06.00.T			MAN 41-360 ÖN 1.-2. DİNGİL (925-735)	115
PS700.07.00			MAN 41-360 ÖN 2. DİNGİL E.M. (900-700)	115
PS700.08.00	81434026227 / 81434026226 / 81434026188 / 81434026189 / 81434026193 / 81434026228 / 81434026229	72994000	MAN TGA 33-360/33-412 ÖN	115
PS700.11.00			MAN TGA 33-360/33-412 ÖN	115
PS700.12.00	81434026602 / 81434026603 / 81434026604 / 81434026681 / 81434026739 / 81434026747 / 81434026752 / 81434026736	72929000	MAN TGA ARKA (TERS MAKAS)	115
PS700.13.00			MAN ÖN	115
PS700.15.00			MAN TGL 12-180 ÖN	116
PS700.17.00	81434006929 / 81434006947 / 81434006951	72805000	MAN ARKA	116
PS700.18.00			MAN 41-350 ÖN	116
PS700.19.00	81434026217 / 81434026223 / 81434026224 / 81434026225 / 81434026185 / 81434026186 / 81434026192 / 81434026349	72930000	MAN ÖN	116
PS700.22.00	81434026002 / 81434026001 / 81434026003	72806000	MAN ÖN	116
PS700.23.00	81434026622 / 81434026623 / 81434026624	72907000	MAN ARKA	116
PS700.25.00	81434026605 / 81434026606 / 81434026607 / 81434026642 / 81434026749 / 81434026735 / 81434026734 / 81434026746 / 81434026753 / 85434026058	72917000	MAN ARKA	117
PS700.26.00	85434026038 / 85434026054 / 85434026037 / 85434026040 / 85434026047	73011000	MAN ARKA	117
PS700.27.00	81434026019	72814000	MAN ÖN	117
PS700.28.00	81434026053 / 81434026056	72810000	MAN ÖN	117
PS700.29.00	81434026175 / 81434026177 / 81434026179	72906000	MAN ÖN	117
PS700.30.00	81434026161	72956000	MAN ÖN	117
PS700.31.00	81434026518 / 81434026529 / 81434026539	72877000	MAN ARKA	118
PS700.32.00	81434026288 / 81434026289 / 81434026290	73012000	MAN ÖN	118
PS700.32.00.BU	82434026505	73032000	MAN ÖN	118
PS700.33.00	81434006905	72799000 / 72993000 / 72893000	MAN ARKA	118
PS700.35.00	81434026101 / 81434026103	72866000	MAN 41-373 ÖN	118
PS700.36.00	81434026281 / 81434026282 / 81434026283 / 81434026284 / 81434026338 / 81434026339 / 81434026341 / 81434026342	73010000	MAN ÖN	118
PS700.37.00	81434026061 / 81434026062 / 81434026060 / 81434026077 / 81434026080	72862000	MAN ÖN	119
PS700.38.00	81434026701 / 81434026748	72995000	MAN TGS ARKA	119
PS700.39.00	81434026591 / 81434026592 / 81434026600 / 81434026652	72947000	MAN ARKA	119
PS700.40.00	81434026140 / 81434026122	72984000 / 72844000	MAN ÖN	119
PS700.41.00	81434026219 / 81434026220 / 81434026221 / 81434026222 / 81434026258 / 81434026300 / 81434026301 / 81434026302 / 81434026336 / 81434026320 / 81434026319 / 81434026321 / 81434026337	72988000	MAN ÖN	119
PS700.42.00	85434026050	73060000	MAN TGL 12-180 ÖN	119
PS700.43.00	81434026007 / 81434026008 / 81434026009	72796000	MAN ÖN	120
PS700.44.00			MAN TGA 41-400 ÖN	120
PS700.46.00	81434026265 / 81434026264 / 81434026263 / 81434026311	73030000	MAN 32-360 ÖN (2. DİNGİL)	120
PS700.48.00	814340268230 / 81434026231 / 81434026232 / 81434026233 / 81434026184 / 81434026187 / 81434026190	72990000	MAN ÖN	120
PS700.49.00	81434026511 / 81434026510 / 81434026512	72863000	MAN ARKA	120
PS700.54.00	85434026006 / 85434026023 / 85434026026	73007000	MAN ÖN	120
PS700.56.00	81434026331 / 81434026340	73038000 / 73052000	MAN ÖN	121

Dikmen No	Ref. No.	Avrupa Kodu	Ürün Adı	Sayfa
PS700.57.00	81434006425	72598000	MAN ÖN	121
PS700.58.00	81434026310 / 81434026308 / 81434026347 / 81434026348 / 81434026309	73008000	MAN TGA 41-480 ÖN	121
PS700.59.00	81434026328 / 81434026327 / 81434026329 / 81434026333 / 81434026345	73046000	MAN ÖN	121
PS700.60.00	81434026142 / 81434026143 / 81434026144 / 81434026145	72876000	MAN ÖN	121
PS700.61.00	85434026005 / 85434026015 / 85434026018	73036000	MAN TGL 12-180 ÖN	121
PS700.62.00			MAN TGS 41-400 ÖN	122
PS700.63.00	81434026715	72997000		122
PS700.64.00	81434026641 / 81434026611 / 81434026613 / 81434026740 / 81434026755 / 81434026612	72919000	MAN ARKA	122
PS700.65.00	81434026093 / 81434026088	72908000	MAN ÖN	122
PS700.66.00	81434026156 / 81434026157 / 81434026159 / 81434026158 / 81434026234 / 81434026235 / 81434026131 / 81434026236 / 81434026237 / 81434026138 / 81434026132	72878000	MAN ÖN	122
PS700.67.00	81434026197 / 81434026198 / 81434026201	73002000	MAN ÖN	122
PS700.68.00	81434026324 / 81434026325 / 81434026326 / 81434026330	73042000	MAN 19-480 ÖN	123
PS700.69.00		46209100	MAN ÖN	123
PS700.70.00	81434026072	72840000	MAN ÖN	123
PS700.74.00	85434026053 / 85434026046	: 73013000	MAN ARKA	123
PS700.75.00	81434006368	725120 00	MAN ÖN	123
KS700.02.00			MAN 26-270 ÖN	124
KS700.04.00			MAN 26-230/270 ARKA (R.L.)	124
KS700.05.00			MAN 26-230/270 İLAVE DİNGİL (R.L.)	124
KS700.06.00	83434006005		MAN 26-281 ÖN	125
KS700.07.00	81434006766	72627000	MAN 26-281 ARKA	125
KS700.08.00			MAN 12-153 ARKA	125
KS700.09.00			MAN 12-153 İLAVE DİNGİL	126
KS700.12.00			MAN 32-270 ARKA	126
KS700.13.00			MAN 32-270 İLAVE DİNGİL	126
KS700.14.00			MAN 33-372 ÖN	127
KS700.15.00	81434006867	72781000	MAN 33-372 ARKA	127
KS700.17.00	82434026501 / 82434026502 / 81434026737 / 81434026732	72999000	MAN TGA 33-412 ARKA	127
KS700.18.00	81434026646 / 81434026647 / 81434026648 / 81434026649 / 81434026718 / 81434026733 / 85434026056	72943000	MAN TGA 41-360 ARKA	128
KS700.22.00	81434026548 / 81434026549 / 81434026689 / 81434001143	72889000	MAN 41-364 ARKA	128
KS700.25.00			MAN 32-270 AVARE DİNGİL	128
KS700.28.00	81434006828	72729000	MAN ARKA	129
KS700.31.00	81434006787	72689000	MAN ARKA	129
KS700.32.00	81434006774 / 615511151A	72699000	MAN ARKA	129
KS700.33.00	81434026514 / 81434026513	72865000	MAN ARKA	130
KS700.34.00	81434026544 / 81434026540 / 81434026554	72869000	MAN ARKA	130
KS700.36.00	81434026725	72991000	MAN 33-510 ARKA	130
KS700.37.00	81434006411	72742000	MAN ARKA	131
KS700.38.00	81434006220	72636000	MAN ÖN	131
KS700.39.00	81434006137		MAN ÖN	131
KS700.40.00	81434006136		MAN ÖN	132

OTOKAR

PS800.01.00			MAGIRUS 2001 ARKA (Y.M.)	134
PS800.02.00			MAGIRUS SULTAN ÖN (UZUN)	134
PS800.03.00	13C01-03524-AA		MAGIRUS SULTAN ARKA (UZUN)	134
PS800.04.00			MAGIRUS SULTAN ÖN KALIN (UZUN)	134
PS800.05.00	13C33-03523-AA		MAGIRUS SULTAN ÖN (140 S MAXİ COMFORD)	134
PS800.06.00			MAGIRUS SULTAN ÖN (160 S MAXİ COMFORD)	134
PS800.07.00.R	13N00-03524-AA		MAGIRUS SULTAN OTOKAR ARKA (R)	135
PS800.07.00.L	13N00-03525-AA		MAGIRUS SULTAN OTOKAR ARKA (L)	135

Dikmen No	Ref. No.	Avrupa Kodu	Ürün Adı	Sayfa
PS800.08.00			MAGIRUS OTOKAR TEMPO ARKA	135
PS800.09.00			MAGIRUS OTOKAR ARKA	135
PS800.14.00	19A01-03533-AA		MAGIRUS SULTAN LF ÖN	135
PS800.15.00	19A01-03530-AA		MAGIRUS SULTAN LF ARKA	135
PS800.16.00			KARSAN ATAK OTOBÜS ARKA	136
PS800.17.00			KARSAN ATAK OTOBÜS ARKA	136
KS800.02.00	81434006136		MAGIRUS OTOKAR ÖN	137
KS800.04.00			MAGIRUS OTOKAR ARKA	137
KS800.06.00			MAGIRUS 2000 ARKA	137
KS800.07.00	42033956 / 42033957	66981000	MAGIRUS ARKA	137
KS800.09.00			MAGIRUS OTOKAR ATLAS ARKA	137

ISUZU

PS900.01.00			ISUZU NPR 3.9 ÖN (E.M.)	140
PS900.05.00			ISUZU NPR 4.8 ARKA	140
PS900.07.00			ISUZU NPR 3.9 ÖN Y.M.	140
PS900.11.00			ISUZU TURKUAZ ÖN	140
PS900.12.00			ISUZU NOVO ÖN (E.M.)	140
PS900.13.00			ISUZU NOVO ARKA	140
PS900.17.00			ISUZU NOVO LUX ARKA	141
PS900.22.00	89732-46380		ISUZU ÖN	141
PS900.28.00		94461000	ISUZU NNR ARKA	141
PS900.32.00			ISUZU NNR ÖN	141
PS900.33.00			ISUZU NNR LONG ÖN	141
PS900.38.00			ISUZU TORA ÖN	141
PS900.39.00	8973246120		ISUZU ÖN	142
PS900.45.00	387043011301		ISUZU TORA ARKA	142
PS900.04.00			ISUZU TURKUAZ ARKA	142
PS900.21.00			ISUZU NOVO ARKA	142
KS900.01.00			ISUZU NKR 2,8 ÖN	142
KS900.02.00			ISUZU NKR 2,8 ARKA	142
KS900.03.00	89434-31050		ISUZU NPR 3,9 ÖN	143
KS900.03.00.T			ISUZU NPR 3,9 ÖN (TAKVİYELİ)	143
KS900.04.00			ISUZU NPR 3,9 ARKA	143
KS900.04.00.T			ISUZU NPR 3,9 ARKA (TAKVİYELİ)	144
KS900.06.00	89709-24460		ISUZU NPR 4.8 ŞAMPİYON ÖN	144
KS900.07.00	89707-32241		ISUZU NPR 4.8 ŞAMPİYON ARKA	144
KS900.09.00			ISUZU NORM ÖN	145
KS900.10.00			ISUZU NORM ARKA	145
KS900.11.00			ISUZU NORM İLAVE DİNGİL	145
KS900.12.00			ISUZU KB ARKA	145
KS900.13.00			ISUZU KS ÖN	145
KS900.14.00			ISUZU KS ARKA	146
KS900.16.00			ISUZU LO ARKA (ÇİFT ÇEKER)	146
KS900.45.00			ISUZU NQR ARKA (8 TEKER)	146
KS900.17.00			ISUZU TFR ARKA	146
KS900.46.00			ISUZU ÇİFT KABİN ARKA (Y.M.)	146
KS900.50.00			ISUZU ÇİFT KABİN ARKA	147
KS900.51.00			ISUZU D'MAX ARKA (E.M.)	147
KS900.66.00			ISUZU NQR ARKA Y.M (10 TEKER)	147
KS900.76.00			ISUZU NNR LONG ARKA	147
KS900.81.00	89707-32240		ISUZU ARKA	147
KS900.95.00			ISUZU ÖN	147
KS901.05.00			ISUZU NORM İLAVE (8 TEKER)	148
KS901.02.00			ISUZU D'MAX ARKA	148
KS901.06.00			ISUZU D'MAX ARKA	148
KS901.08.00			ISUZU NNR ÖN	148
KS901.10.00			ISUZU NQR İLAVE DİNGİL	148
KS901.49.00			ISUZU TURKUAZ ÖN	148
KS901.35.00	3777781040		ISUZU NPR ARKA	149
KS901.52.00			ISUZU NLR ARKA	149
KS901.57.00			ISUZU 700P ARKA	149
KS901.70.00	89707-32240		ISUZU D MAX ARKA (TEK KABİN)	149
KS901.72.00	8979468160	25890700	ISUZU ARKA	149

Dikmen No	Ref. No.	Avrupa Kodu	Ürün Adı	Sayfa
HYUNDAI				
KS900.18.00			HYUNDAI H 100 MİNİBÜS ARKA (GÖBEKLI)	152
KS900.19.00			HYUNDAI KAMYONET ARKA 6'LI (TAKVİYELI)	152
KS900.20.00			HYUNDAI ARKA	152
KS900.21.00			HYUNDAI STAREX ARKA	152
KS900.62.00			HYUNDAI HD 72 ÖN	152
KS900.64.00			HYUNDAI HD 72 ARKA	153
KS900.68.00			HYUNDAI H1 ARKA	153
KS901.60.00	HUE541105H500	25890100	HYUNDAI ÖN	153
KIA				
PS900.18.00			KIA 4000 ÖN	156
PS900.20.00			KIA ÖN	156
PS900.23.00			KIA ÖN	156
KS900.22.00			KIA BESTA ARKA	156
KS900.23.00			KIA CERES ÖN	156
KS900.24.00			KIA CERES ARKA	156
KS900.25.00			KIA COBRA ÖN	156
KS900.26.00			KIA COBRA ARKA	157
KS900.27.00			KIA BANGO ARKA (E.M.)	157
KS900.59.00			KIA BANGO ARKA (Y.M.)	157
KS900.78.00			KIA CERES ARKA	157
KS900.79.00			KIA COBRA ÖN	157
KS900.96.00			KIA ARKA	157
MAZDA				
KS900.28.00			MAZDA MİNİBÜS ARKA	160
KS900.67.00			MAZDA 2000 ARKA	160
KS901.54.00			MAZDA 4X4 ARKA	160
TOYOTA				
PS900.19.00			TOYOTA COASTER ARKA	162
PS900.35.00			TOYOTA ROSA ÖN	162
PS900.36.00	025057901		TOYOTA ROSA ARKA	162
KS900.30.00			TOYOTA PICK-UP ARKA	162
KS900.31.00			TOYOTA HEILUX ARKA (E.M.)	162
KS900.52.00			TOYOTA PICK-UP ARKA (HILUX) (Y.M.)	163
KS900.55.00	482100K251	25882600 / 25061000	TOYOTA PICK-UP ARKA (HILUX) (Y.M.)	163
KS900.90.00			TOYOTA HILUX ARKA	163
KS900.97.00			TOYOTA HILUX ARKA (Y.M.) (KISA)	163
KS901.53.00	48210-OK530-B		TOYOTA HILUX VIGO ARKA	163
NISSAN				
PS900.08.00			NISSAN 4x4 ARKA	166
PS900.30.00			NISSAN ÖN	166
PS900.31.00			NISSAN ARKA	166
KS900.32.00			NISSAN ARKA E.M.	167
KS900.48.00			NISSAN ARKA Y.M.	167
KS900.53.00			NISSAN ARKA (UZUN TİP)	167
KS900.60.00			NISSAN NAVARA ARKA	167
KS901.37.00			NISSAN PICK UP	167
KS901.73.00	55020EB300	25888800	NISSAN NAVARA ARKA	167
SUZUKI				
KS900.33.00			SUZUKI ÖN	170
KS900.34.00			SUZUKI ARKA (E.M.)	170
KS900.35.00			SUZUKI ARKA	170
MITSUBISHI				
PS900.02.00			MITSUBISHI CANTER ÖN	172
PS900.06.00			MITSUBISHI POWERBÜS Z MAKAS	172
PS900.09.00			MITSUBISHI POWERBÜS ÖN (E.M.)	172
PS900.10.00			MITSUBISHI POWERBÜS ÖN (Y.M.)	172
PS900.14.00			MITSUBISHI PRESTİJ ARKA (OTOBÜS)	172
PS900.15.00			MITSUBISHI PRESTİJ ÖN (OTOBÜS)	172

Dikmen No	Ref. No.	Avrupa Kodu	Ürün Adı	Sayfa
PS900.29.00			MITSUBISHI ÖN	173
PS900.37.00			MITSUBISHI FUSO CANTER ÖN	173
PS900.37.00.T			MITSUBISHI FUSO CANTER ÖN (TAKVİYELİ)	173
PS900.42.00	ML237050		MITSUBISHI FUSOCANTER B35 BL-85 ARKA	173
PS900.42.00.T			MITSUBISHI FUSOCANTER B35 BL-85 ARKA (TAKVİYELİ)	173
KS900.36.00			MITSUBISHI L 200 ARKA (E.M.)	174
KS900.37.00.K			MITSUBISHI L 300 ARKA (GÖBEKSİZ)	174
KS900.37.00			MITSUBISHI L 300 ARKA (GÖBEKLİ)	174
KS900.38.00		294519	MITSUBISHI CANTER ÖN TEK TEKER	174
KS900.39.00			MITSUBISHI CANTER ARKA TEK TEKER	174
KS900.41.00			MITSUBISHI CANTER ÖN	175
KS900.42.00			MITSUBISHI CANTER ARKA	175
KS900.44.00			MITSUBISHI PRESTIJ ARKA	175
KS900.47.00			MITSUBISHI L 200 ARKA Y.M.	175
KS900.49.00			MITSUBISHI FUSOCANTER ÖN FE859E	175
KS900.54.00			MITSUBISHI PRESTIJ ÖN	175
KS900.61.00			MITSUBISHI FUSOCANTER FE 711 ARKA	176
KS900.71.00			MITSUBISHI L 200 ARKA	176
KS901.03.00			MITSUBISHI L 300 (Y.M.)	176
KS901.04.00			MITSUBISHI TFB 75 L ÖN	176
KS901.07.00		57321073	MITSUBISHI TFB 75 L ARKA	176
KS901.09.00			MITSUBISHI FUSOCANTER ÖN	176
KS901.36.00	MR992595 / 4150A095 / 4150A094 / 4150A174 / MR992594	25884700	MITSUBISHI ARKA	177
KS901.38.00			MITSUBISHI L200 4X4 ARKA	177
KS901.40.00			MITSUBISHI ARKA	177
KS901.71.00	MR353079 / 353082 / MR353084 / MR448147	25884400	MITSUBISHI L 200 ARKA	177
SCANIA				
PS1100.02.00.R	1376910	90181000	SCANIA 310-360 Z MAKAS SAĞ	180
PS1100.02.00.L	1376909	90185000	SCANIA 310-360 Z MAKAS SOL	180
PS1100.03.00			SCANIA 310-360 ÖN (2. DİNGİL)	180
PS1100.04.00.R	1421061	90187000	SCANIA 380-420 R Z MAKAS SAĞ	180
PS1100.04.00.L	1421060	90189000	SCANIA 380-420 R Z MAKAS SOL	180
PS1100.05.00	1479518 / 2137282 / 2285560 / 2137283	90138000	SCANIA ÖN	180
PS1100.06.00	1377712 / 1353102	90175000	SCANIA ARKA	181
PS1100.07.00	1377668 / 1312992 / 353174	90128000	SCANIA 93 ÖN	181
PS1100.07.00.T			SCANIA 93 ÖN (TAKVİYELİ)	181
PS1100.09.00	1377670 / 1300566 / 1767544 / 2137285	90116000	SCANIA ÖN	181
PS1100.10.00	1829432 / 2292978 / 1869150	90211000	SCANIA G-480 ARKA	181
PS1100.11.00			SCANIA Z MAKAS	181
PS1100.12.00.R			SCANIA Z MAKAS SAĞ	182
PS1100.12.00.L			SCANIA Z MAKAS SOL	182
PS1100.14.00	1304697	90570000	SCANIA Z MAKAS	182
PS1100.15.00.R	1425510	90191000	SCANIA ARKA	182
PS1100.15.00.L	1425509	90193000	SCANIA ARKA	182
PS1100.16.00.R	1769878	90207000	SCANIA ARKA SAĞ	182
PS1100.16.00.L	1769877	90205000	SCANIA ARKA SOL	183
PS1100.18.00			SCANIA ÖN	183
PS1100.19.00	2372313 / 2153596	90142000	SCANIA ÖN	183
PS1100.20.00	2078636	90231000	SCANIA ARKA	183
PS1100.22.00	2474642	90164000	SCANIA R410-R500 ÖN	183
PS1100.24.00	1923855	90221000	SCANIA ARKA	183
PS1100.25.00	2697939		SCANIA ÖN	184
PS1100.26.00	1528206	90140000	SCANIA ÖN	184
PS1100.27.00	2574643	90172000	SCANIA ÖN	184
PS1100.28.00	2534051	90166000	SCANIA ÖN	184
KS1100.01.00			SCANIA 111 ÖN	184
KS1100.02.00			SCANIA 112 ÖN	184
KS1100.03.00	0386837	90109000	SCANIA 310-360 ARKA	185
KS1100.04.00			SCANIA İLAVE DİNGİL	185

Dikmen No	Ref. No.	Avrupa Kodu	Ürün Adı	Sayfa
KS1100.05.00	1398988	90167000	SCANIA P380 ARKA	185
KS1100.07.00			SCANIA R420 ARKA	186
KS1100.08.00	1398987	90169000	SCANIA R420 ARKA	186
KS1100.09.00			SCANIA 310-360 ARKA	186
KS1100.10.00	1547824	90199000	SCANIA P 380 ARKA	186
KS1100.11.00			SCANIA 143 ÖN	187
KS1100.13.00			SCANIA ÖN	187
KS1100.14.00			SCANIA ARKA	187
KS1100.15.00	1479937	90197000	SCANIA ARKA	187
KS1100.16.00	2330844	90233000	SCANIA ARKA	187
VOLVO				
PS1200.01.00			VOLVO FL10 83-81 ÖN 2. DİNGİL	190
PS1200.02.00			VOLVO N12 93-81 ÖN 1. DİNGİL	190
PS1200.03.00	257839	09640000	VOLVO FH 12 ÖN	190
PS1200.04.00			VOLVO ARKA	190
PS1200.05.00	257822	09652000	VOLVO 420 POWER ÖN (2. DİNGİL)	190
PS1200.06.00	257934 / 257910 / 257896	09732000	VOLVO 420-480 POWER ÖN Y.M.	190
PS1200.06.00.T			VOLVO ÖN Y.M. (TAKVİYELİ)	191
PS1200.09.00.BUL	257890 / 257928	09714000	VOLVO 480 POWER ÖN (2. DİNGİL)	191
PS1200.09.00.BUÇ	21321727	09762000	VOLVO 480 POWER ÖN (2. DİNGİL)	191
PS1200.12.00	257452	09579000	VOLVO ARKA	191
PS1200.13.00	257900	09681000	VOLVO ARKA	191
PS1200.14.00	257813	09695000	VOLVO FM9 ARKA	191
PS1200.15.00	257355	09463000	VOLVO AVARE DİNGİL	192
PS1200.16.00	257927 / 257892 / 257908	09712000	VOLVO ÖN	192
PS1200.17.00	257868 / 257859	09658000	VOLVO ÖN	192
PS1200.19.00.BD3	257840	09642000	VOLVO ÖN	192
PS1200.19.00.BD4	257867 / 257855	09662000	VOLVO ÖN	192
PS1200.21.00	257842	09644000	VOLVO FH12 ÖN	192
PS1200.22.00	257866 / 257854	09680000	VOLVO ÖN	193
PS1200.23.00	257428	09559000	VOLVO ARKA	193
PS1200.25.00.BUÇ	257952	09774000	VOLVO 500 ÖN	193
PS1200.25.00.BUL			VOLVO 500 ÖN	193
PS1200.26.00			VOLVO ÖN	193
PS1200.27.00			VOLVO ÖN	193
PS1200.28.00			VOLVO ÖN	194
PS1200.29.00			VOLVO ARKA	194
PS1200.30.00			VOLVO ARKA	194
PS1200.31.00			VOLVO ARKA	194
PS1200.32.00	6773551 / 6773550	09611000	VOLVO ARKA	194
PS1200.33.00	21321730	09760000	VOLVO ÖN	194
PS1200.35.00			VOLVO ÖN	195
PS1200.36.00.BUÇ	21321728	09768000	VOLVO ÖN	195
PS1200.36.00.BUL	257931 / 257901	09740000	VOLVO ÖN	195
PS1200.37.00	257940 / 21319747	09770000	VOLVO ÖN	195
PS1200.38.00	257944	09764000	VOLVO ÖN	195
PS1200.39.00.BUÇ	257951	09778000	VOLVO ÖN	195
PS1200.39.00.BUL	257915	09788000	VOLVO ÖN	196
PS1200.40.00	7420795357	85014900	VOLVO FMX / RENAULT 520 ARKA	196
PS1200.41.00			VOLVO ÖN	196
PS1200.42.00			VOLVO FM9 ARKA	196
PS1200.43.00	257847	09669000	VOLVO ARKA	196
PS1200.46.00	257939	09794000	VOLVO ÖN	196
PS1200.47.00	257879 / 257924	09679000	VOLVO ARKA	197
PS1200.48.00	257953	09776000	VOLVO ÖN	197
PS1200.48.00.T			VOLVO ÖN (TAKVİYELİ)	197
PS1200.49.00.BD3			VOLVO ÖN	197
PS1200.49.00.BD4	257869 / 257857	09666000	VOLVO ÖN	197
PS1200.49.00.T			VOLVO ÖN (TAKVİYELİ)	197
PS1200.50.00.BUL	257941 / 21319748	09780000	VOLVO ÖN	198
PS1200.50.00.BUÇ	7422239802	85022800	VOLVO ÖN	198

Dikmen No	Ref. No.	Avrupa Kodu	Ürün Adı	Sayfa
PS1200.51.00.BUÇ	21321733	09798000	VOLVO FM9 ÖN	198
PS1200.51.00.BUL	257933	09746000	VOLVO FM9 ÖN	198
PS1200.52.00	257932	09720000	VOLVO ÖN	198
PS1200.53.00	257943	09784000	VOLVO ÖN	198
PS1200.54.00	257863 / 257884	09692000	VOLVO ÖN	199
KS1200.01.00	257591	09566000	VOLVO N 12 ÖN	199
KS1200.02.00			VOLVO N 12 ARKA	199
KS1200.03.00			VOLVO FH 12 ÖN	199
KS1200.05.00	257659	09703000	VOLVO FH 12 ARKA	200
KS1200.07.00	257654	09635000	VOLVO FH 12 ARKA	200
KS1200.09.00	257650 / 257652	09701000	VOLVO ARKA	200
KS1200.10.00	257658	09639000	VOLVO ARKA	200
KS1200.11.00	257624 / 257603	09565000	VOLVO ARKA	201
KS1200.12.00	257653	09637000	VOLVO ARKA	201

VOLKSWAGEN

PS1800.01.00			VOLKSWAGEN CADDY ARKA	204
PS1800.02.00			VOLKSWAGEN CADDY ARKA	204
PS1900.01.00			VOLKSWAGEN VOLT ARKA	204
PS1900.02.00			VOLKSWAGEN VOLT ARKA	204
PS1900.03.00			VOLKSWAGEN CADDY ARKA	204
PS1900.04.00			VOLKSWAGEN CRAFTER ARKA	204
PS1900.05.00			VOLKSWAGEN CRAFTER ARKA	205
PS1900.06.00			VOLKSWAGEN CADDY ARKA	205
PS1900.07.00	2K0511151M	95135000	VOLKSWAGEN CADDY ARKA	205
KS1900.01.00			VOLKSWAGEN AMAROK ARKA	205

RENAULT

PS1300.06.00	7700314662 / 8200812456	85004600	RENAULT MASTER ARKA (E.M.)	208
PS1300.08.00			RENAULT MASCOTT ARKA	208
PS1300.10.00			RENAULT MIDLUM ARKA	208
PS1300.22.00			RENAULT MASTER ARKA (Y.M.)	208
PS1300.22.00.T			RENAULT MASTER ARKA (Y.M.) (TAKVİYELİ)	208
PS1300.25.00	550200064R / 7485120726 / 550201735R / 7485130397 / 8200740693	85011200	RENAULT MASTER ARKA (Y.M.)	208
PS1300.25.00.T			RENAULT MASTER ARKA (Y.M.) (TAKVİYELİ)	209
PS1300.29.00			RENAULT MASTER ARKA (Y.M.)	209
PS1300.01.00	5010294113	85001200	RENAULT 370-420 ÖN	209
PS1300.01.00.T			RENAULT 370-420 ÖN (TAKVİYELİ)	209
PS1300.02.00.R	5010239210 / 5010383590	85005100	RENAULT 420 Z MAKAS (TIR) SAĞ	209
PS1300.02.00.L	5010383589 / 5010239209	85005000	RENAULT 420 Z MAKAS (TIR) SOL	209
PS1300.03.00			RENAULT 180-220 Z MAKAS	210
PS1300.04.00	5010327827	85008000	RENAULT MAGNUM ÖN	210
PS1300.05.00.R	5010488500 / 7422477197	85011400	RENAULT Z MAKAS (80x48) SAĞ	210
PS1300.05.00.L	5010488499 / 7422477195	85011500	RENAULT Z MAKAS (80x48) SOL	210
PS1300.07.00.R			RENAULT 370 Z MAKAS (AVARE DİNGİL) SAĞ	210
PS1300.07.00.L			RENAULT 370 Z MAKAS (AVARE DİNGİL) SOL	210
PS1300.11.00			RENAULT 270 ÖN	2111
PS1300.12.00.R			RENAULT 420 Z MAKAS (KIRK AYAK) KÜÇÜK GÖZ SAĞ	211
PS1300.12.00.L			RENAULT 420 Z MAKAS (KIRK AYAK) KÜÇÜK GÖZ SOL	211
PS1300.13.00.R	23336R / 5010600024 / 7422477209	85015000	RENAULT 440 TIR ARKA (SAĞ)	211
PS1300.13.00.L	23336L / 5010600023 / 7422477207	85014800	RENAULT 440 TIR ARKA (SOL)	211
PS1300.14.00	5010267598	85012000	RENAULT MAGNUM ÖN	211
PS1300.16.00	5010630359	85012300	RENAULT KERAX 440.42 8x4 ÖN 2. DİNGİL	212
PS1300.17.00	5010557733	85013700	RENAULT KERAX 440.42 8x4 ÖN 1. DİNGİL	212
PS1300.18.00	82250919 / 20517444 / 82137392 / 20713431 / 20571229	09751000	RENAULT 270 ARKA MAKAS	212
PS1300.21.00	5010557732 / 20733615 / 22477160 / 22087598	85010600 / 09742000	RENAULT 440-460 ÖN (TIR)	212
PS1300.24.00	5010557358	85007600	RENAULT ÖN	212
PS1300.27.00	5010294204 / 5000752687	85003900	RENAULT ÖN	212
PS1300.28.00	5010302537	85008100	RENAULT ÖN	213
PS1300.30.00			RENAULT 460 ÖN	213
PS1300.32.00			RENAULT 520 ÖN (1.DİNG)	213

Dikmen No	Ref. No.	Avrupa Kodu	Ürün Adı	Sayfa
PS1300.33.00	7482420710	85017400	RENAULT 520 ÖN (2.DİNG)	213
PS1300.34.00	5010557734 / 7482225870	85010300	RENAULT ÖN	213
PS1300.35.00			RENAULT ÖN	213
PS1300.35.00.BU	7482412100		RENAULT ÖN	214
PS1300.37.00			RENAULT 440 ARKA	214
PS1300.38.00	5010557425 / 5010488356 / 7422477171	85011000	RENAULT ARKA	214
PS1300.39.00	5010383829	85003400	RENAULT PREMIUM ARKA	214
PS1300.40.00			RENAULT ÖN	214
PS1300.42.00	5010302480	47303000 / 09214000	RENAULT ÖN	214
PS1300.43.00	7482401378	85012700	RENAULT ÖN	215
PS1300.44.00	7482065680 / 5010630372		RENAULT KERAX ÖN	215
PS1300.45.00			RENAULT 480 ÖN	215
PS1300.46.00			RENAULT ARKA	215
KS1300.01.00	5010383762 / 5430123409 / 5001848112	85006000	RENAULT KERAX ÖN	215
KS1300.02.00	5010383736 / 5010094676 / 5001848108	85004700 / 85005800	RENAULT KERAX ARKA	216
KS1300.03.00			RENAULT KERAX 440 ARKA	216
KS1300.04.00			RENAULT KERAX ARKA	216
DAF				
PS1400.02.00			DAF ARKA	218
PS1400.03.00			DAF ÖN	218
PS1400.04.00	1426358 / 1693875	29344000	DAF 85-380 ÖN	218
PS1400.06.00			DAF ARKA	218
PS1400.06.00.T			DAF ARKA	218
PS1400.07.00			DAF ÖN	219
PS1400.09.00	1381683	29340000	DAF ÖN	219
PS1400.10.00			DAF ÖN	219
PS1400.10.00.T			DAF ÖN	219
PS1400.11.00	1279672	29372000	DAF ÖN	219
PS1400.12.00			DAF ARKA	219
PS1400.13.00	1238644 / 295458	29304000	DAF ARKA	219
PS1400.14.00	1377375	29342000	DAF ÖN	220
PS1400.15.00	1401333	29431000	DAF ARKA	220
PS1400.16.00			DAF ÖN	220
PS1400.17.00	1401668 / 1700738 / 1712247 / 1401679	29141000	DAF ARKA	220
PS1400.18.00	1405329 / 1700731 / 1711838 / 1469623	29376000	DAF ARKA	220
PS1400.19.00			DAF Z	220
PS1400.20.00			DAF Z	221
PS1400.21.00	1401538 / 1700730 / 1712213	29146000	DAF ÖN	221
PS1400.22.00	1693877 / 1382745	29366000	DAF ÖN	221
PS1400.25.00	1406259 / 1700736 / 1408984 / AFRG963	29435000	DAF ARKA	221
PS1400.26.00	1700769	29443000	DAF ARKA	221
PS1400.27.00	1700741 / 1712261	29429000	DAF ARKA	221Z
PS1400.28.00	1406254 / ACHF862 / 1700737 / AFRG965 / 1712264	29421000	DAF 55 ARKA	222
PS1400.29.00		66128000	DAF ÖN	222
PS1400.30.00	1890046	29396000	DAF ÖN	222
PS1400.31.00	1905818	29406000	DAF ÖN	222
KS1400.01.00	667199	29325000	DAF 85-380 ARKA	222
KS1400.02.00	0371355 / 1791102	29385000 / 29300300	DAF ARKA	223
KS1400.06.00	1690223 / 1901924	29417000	DAF ARKA	223
KS1400.07.00	667198 / 672288 / 1901921	29305000	DAF ARKA	223
KS1400.08.00	1901922 / 1813463	29437000	DAF ARKA	223
DORSE				
PS1500.01.00			DORSE Z MAKAS 57'LİK 38 mm	226
PS1500.02.00		88036800	DORSE Z MAKAS 68'LİK 38 mm	226
PS1500.03.00	0508213330	88137700	DORSE Z MAKAS 57'LİK 43 mm	226
PS1500.06.00	0508212630	88138000	DORSE Z MAKAS 57'LİK 35 mm	226
PS1500.08.00			DORSE MAKAS LOWBED	226

Dikmen No	Ref. No.	Avrupa Kodu	Ürün Adı	Sayfa
PS1500.16.00	3149005700 / 3155104600	88616400	DORSE MAKAS	226
PS1500.20.00			DORSE MAKAS	227
PS1500.53.00		69938900	DORSE MAKAS	227
PS1500.62.00			DORSE Z MAKAS	227
PS1500.68.00	0508212670	88135700	DORSE MAKAS	227
PS1500.69.00	3149004201 / 3149004200 / 3155103500 / 3155103501	88615700	DORSE Z MAKAS	227
PS1500.75.00	3149003602 / 3155102501	88615000	DORSE MAKAS	227
PS1500.76.00	21222118	88770200	DORSE MAKAS	228
PS1500.99.00			DORSE MAKAS	228
PS1501.02.00			DORSE Z MAKAS LOWBED	228
PS1501.15.00			DORSE MAKAS	228
PS1501.24.00	3149001202 / 3149001203 / 3155100802	88611800	DORSE Z MAKAS	228
PS1501.26.00	1064033	25003100	DORSE MAKAS	228
PS1501.27.00	0508212680	88137100 / 46115700	DORSE MAKAS	229
PS1501.28.00	0508202610 / 0508202600	88033700	DORSE MAKAS	229
PS1501.38.00			DORSE MAKAS	229
PS1501.52.00			DORSE Z MAKAS	229
PS1501.53.00	0508202240 / 0508202180	88031800	DORSE MAKAS	229
PS1501.56.00			DORSE Z MAKAS	229
PS1501.57.00		88251000	DORSE MAKAS	230
PS1501.65.00	0508212640 / 017549	88138600	DORSE Z MAKAS	230
PS1501.70.00			DORSE Z MAKAS	230
PS1501.74.00			DORSE Z MAKAS	230
PS1501.77.00			DORSE MAKAS	230
PS1501.78.00			DORSE MAKAS	230
PS1501.86.00			DORSE MAKAS	231
PS1501.88.00	21225687	88774100 / 88781800	DORSE Z MAKAS	231
PS1501.91.00			DORSE Z MAKAS	231
PS1501.93.00	0508212150 / 0508212190	88035800	DORSE Z MAKAS	231
PS1502.02.00	0508202440 / 0508202430	88032100	DORSE MAKAS	231
PS1502.26.00	21215600	09845500	DORSE MAKAS	231
PS1502.27.00			DORSE MAKAS	232
PS1502.30.00			DORSE Z MAKAS	232
PS1502.35.00			DORSE MAKAS	232
PS1502.41.00	0508202360 / 0508202350	88031900	DORSE Z MAKAS	232
PS1502.45.00	21225499	88773400	DORSE MAKAS	232
PS1502.46.00	3155102502 / 3149003603 / 1017301	88617000	DORSE Z MAKAS	232
PS1502.47.00	3149003901		DORSE Z MAKAS	233
PS1502.48.00	3155104201 / 3149005301	88617600	DORSE Z MAKAS	233
PS1502.50.00	0508212770	88139900	DORSE Z MAKAS	233
PS1502.58.00			DORSE Z MAKAS	233
PS1502.69.00			DORSE Z MAKAS	233
PS1502.86.00			DORSE Z MAKAS	233
PS1503.21.00	0508212830	88137600	DORSE MAKASI	234
PS1503.22.00	3155104800	88617100	SAF DORSE MAKASI	234
PS1503.31.00			DORSE MAKASI	234
PS1500.04.00.0			DORSE Z MAKAS OPTİMA 102x52	234
PS1500.04.00.M			DORSE Z MAKAS MEGA 102x52	234
PS1500.09.00	0508213952	88157700	DORSE Z MAKAS (72x62)	234
PS1500.11.00	0508213890 / 0508213892	88156500	DORSE Z MAKAS	235
PS1500.12.00	0508212520	88130600	DORSE Z MAKAS 57'LİK	235
PS1500.13.00	0508213510	88150800	DORSE Z MAKAS 57'LİK	235
PS1500.14.00	3149004100 / 3155102800	88615600	DORSE Z MAKAS 68'LİK	235
PS1500.15.00	0508214220	88172000	DORSE MAKAS	235
PS1500.35.00	: 0508213190	88145100	DORSE Z MAKAS	235
PS1500.41.00	21222247	88770100	DORSE Z MAKAS	236
PS1500.41.00.BU	21224664	88771900	DORSE Z MAKAS	236
PS1500.42.00	0508212930	88134200	DORSE Z MAKAS	236
PS1500.43.00	0508212920	88133900	DORSE MAKAS	236
PS1500.46.00	0508213670	88152100 / 88145500	DORSE Z MAKAS	236

Dikmen No	Ref. No.	Avrupa Kodu	Ürün Adı	Sayfa
PS1500.48.00	0508212460	88130500	DORSE Z MAKAS	236
PS1500.50.00			DORSE MAKAS	237
PS1500.51.00	3155104401 / 3149005901	88616800	DORSE Z MAKAS	237
PS1500.54.00			DORSE MAKAS	237
PS1500.56.00			DORSE MAKAS	237
PS1500.57.00	0508213751	88158400 / 88145600	DORSE Z MAKAS	237
PS1500.60.00	0508213520	88150600	DORSE Z MAKAS	237
PS1500.61.00			DORSE MAKAS	238
PS1500.63.00			DORSE Z MAKAS	238
PS1500.64.00	434557		DORSE Z MAKAS	238
PS1500.71.00	015156	6610600 / 09966700	DORSE MAKAS	238
PS1500.72.00	014896	26610500	DORSE Z MAKAS	238
PS1500.74.00	0508212730 / 0508212470	88130800 / 88132700	DORSE MAKAS	238
PS1500.78.00			DORSE Z MAKAS	239
PS1500.79.00			DORSE Z MAKAS	239
PS1500.80.00			DORSE Z MAKAS	239
PS1500.81.00.BUX4	0508213962	88170700	DORSE Z MAKAS	239
PS1500.81.00.B	0508213960	88157800 / 88170600	DORSE Z MAKAS	239
PS1500.84.00		09965100	DORSE Z MAKAS	239
PS1500.85.00	30030 / 2500299	09967500	DORSE MAKAS	240
PS1500.86.00	0508214010	88157500 / 88171200	DORSE Z MAKAS	240
PS1500.90.00			DORSE Z MAKAS	240
PS1500.95.00	0508214020	88171000	DORSE Z MAKAS	240
PS1500.97.00	0508213880	88156400	DORSE Z MAKAS	240
PS1500.97.00.BX4	0508213882	88170100	DORSE Z MAKAS	240
PS1501.03.00			DORSE Z MAKAS	241
PS1501.07.00	0177800		DORSE MAKAS	241
PS1501.08.00			DORSE Z MAKAS	241
PS1501.14.00		31778900	DORSE Z MAKAS	241
PS1501.18.00	014852	26610400 / 09965200	DORSE MAKAS	241
PS1501.19.00			DORSE Z MAKAS	241
PS1501.20.00		60106069	DORSE MAKAS	242
PS1501.25.00.BUX4	0508213902	88170500	DORSE Z MAKAS	242
PS1501.25.00	0508213900	88156600	DORSE Z MAKAS	242
PS1501.29.00	0508213180	88135900 / 88145000	DORSE MAKAS	242
PS1501.30.00	104401	85890100	DORSE Z MAKAS	242
PS1501.31.00	3149004001 / 3155102900 / 3155102901	88616200	DORSE MAKAS	242
PS1501.32.00	3149004500 / 3155103600 / 3149004501	88616300	DORSE Z MAKAS	243
PS1501.33.00			DORSE MAKAS	243
PS1501.34.00			DORSE MAKAS	243
PS1501.35.00	3155102802 / 3149004103 / 3155102801	88617200	DORSE Z MAKAS	243
PS1501.36.00	3149004502 / 3155103602 / 3155103601	88616700	DORSE Z MAKAS	243
PS1501.43.00			DORSE Z MAKAS	243
PS1501.49.00			DORSE Z MAKAS	244
PS1501.54.00	0508213830	88154700	DORSE Z MAKAS	244
PS1501.58.00			DORSE Z MAKAS	244
PS1501.83.00			DORSE Z MAKAS	244
PS1501.84.00			DORSE Z MAKAS	244
PS1501.89.00			DORSE Z MAKAS	244
PS1501.99.00			DORSE Z MAKAS	245
PS1502.03.00			DORSE Z MAKAS	245
PS1502.04.00			DORSE Z MAKAS	245
PS1502.07.00			DORSE Z MAKAS	245
PS1502.09.00			DORSE Z MAKAS	245
PS1502.12.00			DORSE Z MAKAS	245
PS1502.13.00			DORSE Z MAKAS	246
PS1502.17.00	UJB0360C / 4J0360C / M045005 / M001480 / M045003 / UJB0636A / UJB0634A / 431478	46020100 / 23601900	DORSE MAKASI	246
PS1502.23.00			DORSE MAKAS	246
PS1502.25.00	0508214022	88171100	DORSE Z MAKAS	246

Dikmen No	Ref. No.	Avrupa Kodu	Ürün Adı	Sayfa
PS1502.39.00			DORSE Z MAKAS	246
PS1502.43.00		57092600	DORSE Z MAKAS	246
PS1502.52.00			DORSE Z MAKAS	247
PS1502.53.00.0İ	05082140901	88171400	DORSE Z MAKAS	247
PS1502.56.00			DORSE Z MAKAS	247
PS1502.61.00		57012500	DORSE Z MAKAS	247
PS1502.79.00.0İ		88171500	DORSE Z MAKAS	247
PS1502.89.00	FAG0410072	26611500	DORSE Z MAKAS	247
PS1502.96.00.0İ	0508214120	88171800	DORSE Z MAKAS	248
PS1502.97.00.0İ	0508214122	88171900	DORSE Z MAKAS	248
PS1503.15.00	1062275 / 1188344	26612100 / 26612500	DORSE MAKASI	248
PS1503.18.01.B.0İ	0508214172	88172700	DORSE MAKASI	248
PS1503.18.01.BU.0İ	0508214170	88172600	DORSE MAKASI	248
PS1503.29.00			DORSE MAKASI	248
PS1500.58.00	016501	26610100	DORSE Z MAKAS	249
PS1500.87.00	1023939	26611800	DORSE Z MAKAS	249
PS1501.41.00	016499	26610200	DORSE Z MAKAS	249
PS1503.61.00	1284825	26611900	DORSE Z MAKAS	249
PS1502.87.00	59643F		DORSE Z MAKAS	249
KS1500.01.00			DORSE 100x12 8 KATLI (PİYASA)	250
KS1500.02.00			DORSE 100x12 8 KATLI	250
KS1500.03.00			DORSE 100x12 10 KATLI	250
KS1500.04.00			DORSE 100x12 12 KATLI	250
KS1500.06.00			DORSE TERS MAKAS 120x18 16 KATLI	251
KS1500.10.00			DORSE MAKASI 90x12	251
KS1500.12.00			DORSE TERS MAKAS 120x16 16 KAT	251
KS1500.25.00			DORSE MAKASI 80x13	252
KS1500.41.00	0508108040	88053900	DORSE TERS MAKAS 120x14 19 KATLI	252
KS1500.28.00			DORSE 76x12 11 KATLI	253
KS1500.57.00			DORSE 100x12 14 KATLI	253
KS1500.98.00	0508108070	88053400	DORSE TERS MAKAS	253
KS1501.08.00	0508157040	88041200	DORSE TERS MAKAS	254
KS1501.15.00	0508207030	88073100	DORSE MAKASI	254
KS1501.16.00.M			80x14 MUAVİN KOMPLE MAKAS	254
KS1501.16.00			80x14 ARKA KOMPLE MAKAS	255
KS1501.19.00			DORSE MAKASI	255
KS1501.21.00			DORSE MAKASI	255
KS1501.22.00			DORSE MAKASI	256
KS1501.24.00			DORSE MAKASI	256
KS1501.39.00	0508205030	88072900	DORSE MAKASI	256
KS1501.80.00	0508204020	88072100	DORSE MAKASI	257
KS1502.91.00	0508205010	88071500	DORSE MAKASI	257
KS1503.16.00	0508203020	88070800	DORSE MAKASI	257
KS1501.10.00			REMORK MAKASI	258
KS1502.05.00	106765	23706300	REMORK MAKASI	258
KS1502.06.00	106106	23701500	REMORK MAKASI	258
KS1502.86.00	619230090002C	69700000	REMORK MAKASI	258
PS1500.07.00	0508203360	88032900	DORSE MAKASI	259
PS1500.65.00	0508203100	88030000	DORSE MAKASI	259
PS1500.73.00			REMORK MAKASI	259
PS1500.83.00			REMORK MAKASI	259
PS1500.88.00			DORSE MAKASI	259
PS1500.91.00	419071	27083300	DORSE MAKASI	259
PS1501.05.00	0508204121	88032300	DORSE MAKASI	260
PS1501.11.00	00429145		DORSE MAKASI	260
PS1501.16.00			DORSE MAKASI	260
PS1501.23.00	21204921	88759700	DORSE MAKASI	260
PS1501.40.00	0508204080	88030500	DORSE MAKASI	260
PS1501.46.00		23750000	REMORK MAKASI	260
PS1501.47.00	21214066	88704000	REMORK MAKASI	261
PS1501.55.00			DORSE MAKASI	261

Dikmen No	Ref. No.	Avrupa Kodu	Ürün Adı	Sayfa
PS1501.71.00			REMORK MAKASI	261
PS1501.85.00	6504765S / 35856D	09862700	DORSE MAKASI	261
PS1501.87.00		50580000	DORSE MAKASI	261
PS1501.97.00			DORSE MAKASI	261
PS1502.59.00			DORSE MAKASI	262
PS1502.71.00			DORSE MAKASI	262
PS1502.74.00			DORSE MAKASI	262
PS1503.07.00		25860100	DORSE MAKASI	262
PS1500.59.00			REMORK MAKASI	262
PS1500.82.00			REMORK MAKASI	262
PS1501.68.00			REMORK MAKASI	263
PS1501.69.00			REMORK MAKASI	263
PS1500.36.00			DORSE MAKASI	263
PS1500.38.00			DORSE MAKASI	263
PS1500.39.00			REMORK MAKASI	263
PS1500.44.00		23728100	DORSE MAKASI	263
PS1501.04.00			REMORK MAKASI	264
PS1501.21.00	949030	27101900	REMORK MAKASI	264
PS1501.37.00	949027	27101800	REMORK MAKASI	264
PS1501.45.00	168716	25360200	REMORK MAKASI	264
PS1501.48.00	0508250380	25863900	REMORK MAKASI	264
PS1501.50.00			REMORK MAKASI	264
PS1501.61.00			REMORK MAKASI	265
PS1501.63.00	171131	25360600	REMORK MAKASI	265
PS1501.64.00		25360500	DORSE MAKASI	265
PS1501.72.00		27801900	REMORK MAKASI	265
PS1501.76.00			REMORK MAKASI	265
PS1501.82.00	949044	27102200	REMORK MAKASI	265
PS1501.94.00	09012200	23746100	REMORK MAKASI	266
PS1502.05.00	5020772	27910100	REMORK MAKASI	266
PS1502.08.00			REMORK MAKASI	266
PS1502.14.00	949023	27101600	REMORK MAKASI	266
PS1502.15.00	949024	27101700	REMORK MAKASI	266
PS1502.31.00	H409	23350000	REMORK MAKASI	266
PS1502.42.00			REMORK MAKASI	267
PS1502.49.00		442670	DORSE MAKASI	267
PS1502.68.00			DORSE MAKASI	267
PS1502.72.00		27101972	REMORK MAKASI	267
PS1502.73.00			REMORK MAKASI	267
PS1502.76.00	2003045	24638400	DORSE MAKASI	267
PS1502.77.00		2003051	DORSE MAKASI	268
PS1502.80.00			REMORK MAKASI	268
PS1502.81.00			REMORK MAKASI	268
PS1502.82.00			REMORK MAKASI	268
PS1503.35.00		25262200	REMORK MAKASI	268
PS1503.36.00		25362000	REMORK MAKASI	268
PS1503.38.00		25362100	REMORK MAKASI	269
PS1500.98.00		79060400	REMORK MAKASI	269
PS1501.09.00		79065200	GİGANT MAKASI	269
PS1501.10.00		79060500	GİGANT MAKASI	269
PS1501.17.00		46184800	GİGANT MAKASI	269
PS1501.39.00		79060700	GİGANT MAKASI	269
PS1502.10.00		5012647	GİGANT MAKASI	270
PS1502.51.00	919016	27120600	GİGANT MAKASI	270
PS1502.54.00		5015037	GİGANT MAKASI	270
PS1503.41.00		79060300	GİGANT MAKASI	270
PS1600.15.00		23734400	BTZ ARKA MAKAS	270
PS1501.59.00		65447900	BTZ ARKA MAKAS	270
PS1501.66.00			DORSE MAKASI	271
PS1501.67.00			DORSE MAKASI	271
PS1502.85.00		23350900	DORSE MAKASI	271

Dikmen No	Ref. No.	Avrupa Kodu	Ürün Adı	Sayfa
VAGON				
KS2200.01.00	95204020100		VAGON MAKAS	274
KS2200.02.00	IR040201		VAGON MAKAS	274
KS2200.03.00			VAGON MAKAS	274
KS2200.04.00			VAGON MAKAS	274
KS2200.05.00			VAGON MAKAS	275
KS2200.06.00	665020210049		VAGON MAKAS	275
KS2200.08.00			VAGON MAKAS	275
KS2200.09.00			VAGON MAKAS	275
KS2200.10.00			VAGON MAKAS	276
KS2200.11.00			VAGON MAKAS	276
KS2200.12.00			VAGON MAKAS	276
KS2200.13.00			VAGON MAKAS	277
KS2200.15.00			VAGON MAKAS	277
PS2200.01.00	100M13400005		VAGON MAKAS	277
PS2200.02.00			VAGON MAKASI	277
PS2200.03.00	532020028C		VAGON MAKASI	277
PS2200.05.00			VAGON MAKASI	278
PS2200.06.00			VAGON MAKASI	278
PS2200.10.00			VAGON MAKASI	278
PS2200.11.00			VAGON MAKASI	278
PS2200.12.00			VAGON MAKASI	278
PS2200.14.00			VAGON MAKAS	278
DAEWOO				
PS2300.01.00			DAEWOO ÖN	280
KS2300.01.00			DAEWOO ÖN	280
KS2300.02.00			DAEWOO ARKA	280
SHACMAN				
KS2500.01.00			SHACMAN ARKA	282
KS2500.02.00			SHACMAN ÖN	282
KS2500.03.00			SHACMAN ÖN	282
KS2500.04.00			SHACMAN ÖN	283